



netball
NEW SOUTH WALES

Annual Report



2017



Our Mission Statement

Netball NSW will provide to the NSW community sporting leadership and partnership through netball education and training programs, an extensive range of competitions and national success. It will be achieved through professional management and support to all administrative levels involved with the game so that these entities are financially viable.




Table of Contents

President's Report	2
CEO's Report	3
Board of Directors	3
Organisational Chart	4
Genea Netball Centre	6
2020 Vision	8
Association Development	9
Netball NSW Membership	10
Suncorp Super Netball Feature	12
Sports Development	15
Marie Little OAM Shield	16
Volunteer Workforce	18
NSW Pathways	20
Regional Academies	21
National Netball Championships	22
NSWIS Super Club Challenge	23
Netball NSW Waratahs	24
NSW Swifts	25
Canberra GIANTS	26
GIANTS Netball	27
Commercial & Corporate Partnerships	28
Marketing, Events & Communications	29
Competitions	30
Samsung Premier League	32
DOOLEYS Metro League	34
Samsung State Championships	36
Bing Lee State Championships – Masters	37
Samsung State Age Championships	39
Court Craft Night Interdistrict	40
Netball NSW Social Masters	41
Netball NSW State Cup	42
Bing Lee Regional League	43
2017 Award Winners	44
2017 Hall of Fame	46
Hall of Fame Inductees	48
Anne Clark BEM Service Awards	50
Financial Report	53

President's Report

We are Passionate, We are Team, Our Integrity Defines Us, We Will Excel, We are Connected.

These are the words and actions that Netball NSW is known for, and the values which provide our organisation with the wonderful platform to showcase our sport – whether it is participation at grassroots or at the highest level. They also remind me of the rich history and traditions of the Netball NSW Waratah under whose banner we all sit.

Netball NSW has again had outstanding results in all facets of our business, with 2017 an amazing year of achievement by our athletes, our membership and our volunteers. The Board is very proud of all that has been achieved in the past year.

In the areas of finance, governance and administration there has been further strengthening of processes and procedures; the advent of online capabilities whether it is through online education or the new registration process will streamline processes for our membership. Netball NSW is in a strong financial position and this is supported through equally strong governance, and we are appreciative of the corporate support that is received from our partners and sponsors, and the opportunities this provides.

Following the introduction of Suncorp Super Netball and the flurry of activity that was needed in a very short timeframe for two NSW teams to become a reality, we saw both our NSW Swifts and the GIANTS Netball surpass our expectations on and off the court.

Our athletes and volunteers also received higher honours to represent across all facets of our game, whether it is as an Australian representative; an Umpire across Suncorp Super Netball, Australian Netball League, National Netball Championships or on the international stage; as a Bench Official on state, national or the international arenas; or Coaches achieving higher level accreditations.

As I have mentioned in previous reports there are many, many more people contributing through mentoring, teaching and achieving excellence, and I commend the continued pursuit for personal best that so many of our members achieve at all levels of our sport.

Some of these achievements need to be singled out for acknowledgement:

- Our Marie Little OAM Shield team who for the third consecutive year are National Champions, a wonderful achievement for our athletes and all involved;
- Susan Pettitt again being selected into the Australian Diamonds to contest the Constellation Cup and will represent her country at the upcoming Gold Coast 2018 Commonwealth Games;
- Ruth Harvlat being appointed as a Bench Manager for GC2018, the pinnacle for our sport.

There are many more names throughout the pages of this Report and we are very proud to recognise them all.

Our State Dinner was a wonderful night of celebration, a highlight being the acknowledgement of the Anne Clark BEM Service Awards. In 2017 the recipients of this prestigious award were Carole Field (Hastings Valley), Clara Hicks (Randwick), Tania Kane (Lower Clarence), Christine King (Illawarra District) and Catherine Nealon (Inner West).

We introduced a new member of our Hall of Fame – Heritage category by acknowledging the important part the nine Golden Boots have played in our history. They represent a golden era for Netball in NSW, an era where consistency paid dividends, where the pinnacle of our game was to be named National Champions.

We have a wonderful sport supported by our Associations and our members. What has been achieved by Netball NSW throughout the 2017 season started in the community, where all our volunteers and professional staff contribute immensely. Our strength is in our passion for the sport we love, and on behalf of the Board of Directors I sincerely thank you all.

As this Report will be my last as your President I would like to acknowledge and thank all the Directors that I have worked with over the past 15 years. I thank you for your support of my leadership and I thank the Associations and members for their continued backing. There are many, many people who have provided support, words of encouragement, feedback, friendship and lots of smiles over my time. I am appreciative of all these gestures.

I am excited by what lies ahead for Netball NSW. The sporting environment is changing rapidly, and it presents many challenges at all levels of our game. As a sport we need to hold dear our history and traditions, learn from our past and not be afraid to embrace new ideas and innovations. I believe we are at the leading edge of women's sport in Australia and to stay there we need to look forward, not backwards. Our sport has something to offer to the whole community and that is where we need to tap into as we move through the next years of the Netball NSW story.

Thank you for the wonderful journey and I will look forward to seeing you around the courts.



Wendy Archer AM
President

CEO's Report

Netball had big aspirations for 2017, and I'm proud of New South Wales' involvement in the continued evolution of the game.

Suncorp Super Netball was a bold new direction for Australian netball. Not only did it introduce new Clubs, it also featured on a new Broadcast network, with new rules and new (and old) faces. Looking back on the inaugural season we can be proud of the sport's achievements, both on the national stage and in our own backyard.

A refreshed NSW Swifts outfit were the surprise package of the competition. Led admirably by Captain Abbey McCulloch, the relatively inexperienced side showed great courage and promise by pushing teams to the final whistle, while welcoming nine new players in the process.

Netball NSW also introduced a second elite team, GIANTS Netball, with Julie Fitzgerald assembling a formidable roster for their inaugural season, including eight NSW representatives. As one of the three new Clubs, the GIANTS quickly became one of the competition's front-runners – opening the season with five consecutive wins and remaining a top four ladder position throughout the entire season.

While, unfortunately, they fell short in the inaugural Suncorp Super Netball Grand Final, Netball NSW is incredibly proud of how quickly the Club has established itself from both an elite High Performance and community perspective.

As well as doubling the elite playing and coaching pathways, we have given fans more live netball than ever before and I'm thrilled to see that has transpired with record Membership sales already ahead of the 2018 season.

We've also seen an increase in corporate sponsorship with women's sport having a strong presence in the Australian market, and businesses are seeing the value of their brands being linked to strong role models and community groups. Netball continues to grow, and we're excited about the future of the sport here in NSW.

Speaking of the State, we can celebrate another outstanding year within the Netball NSW landscape; from our competitions to programs, and the home of Netball NSW, the Genea Netball Centre. From Premier League to the State Age Championships, it's wonderful to see so many individuals participate in the sport and continue to lift the standard.

The Genea Netball Centre continues to shine as a game changer for our organisation as we enter our third consecutive year of the building being financially self-sufficient. In its short lifespan, the Genea Netball Centre has quickly established itself as a vital part of the Sydney Olympic Park Precinct and a legitimate indoor venue option for Sydney; something Netball NSW is incredibly proud of.

Finally, I would like to thank Wendy Archer AM and the Netball NSW Board for their efforts over the last 12 months. However, I would like to make special mention to both Wendy and John Hahn who are stepping down from their positions this year.

To Wendy for her years of support and guidance to myself and all Netball NSW staff, and to John for his overall support across the sport, and in particular for his involvement in the construction of the Genea Netball Centre.

I would also like to thank the Netball NSW staff for their combined efforts this year. An amazing group of people whose efforts are extraordinary, and whom I am very proud to lead as CEO.

Carolyn Campbell
Chief Executive Officer, Netball NSW

Board of Directors



Wendy Archer AM
President



Myles Baron-Hay
Board Member



Janet Drakos
Board Member



Christine Feldmanis
Board Member



John Hahn
Board Member



Ruth Havrlant
Board Member



Carol Murphy
Board Member



Louise Sullivan
Board Member

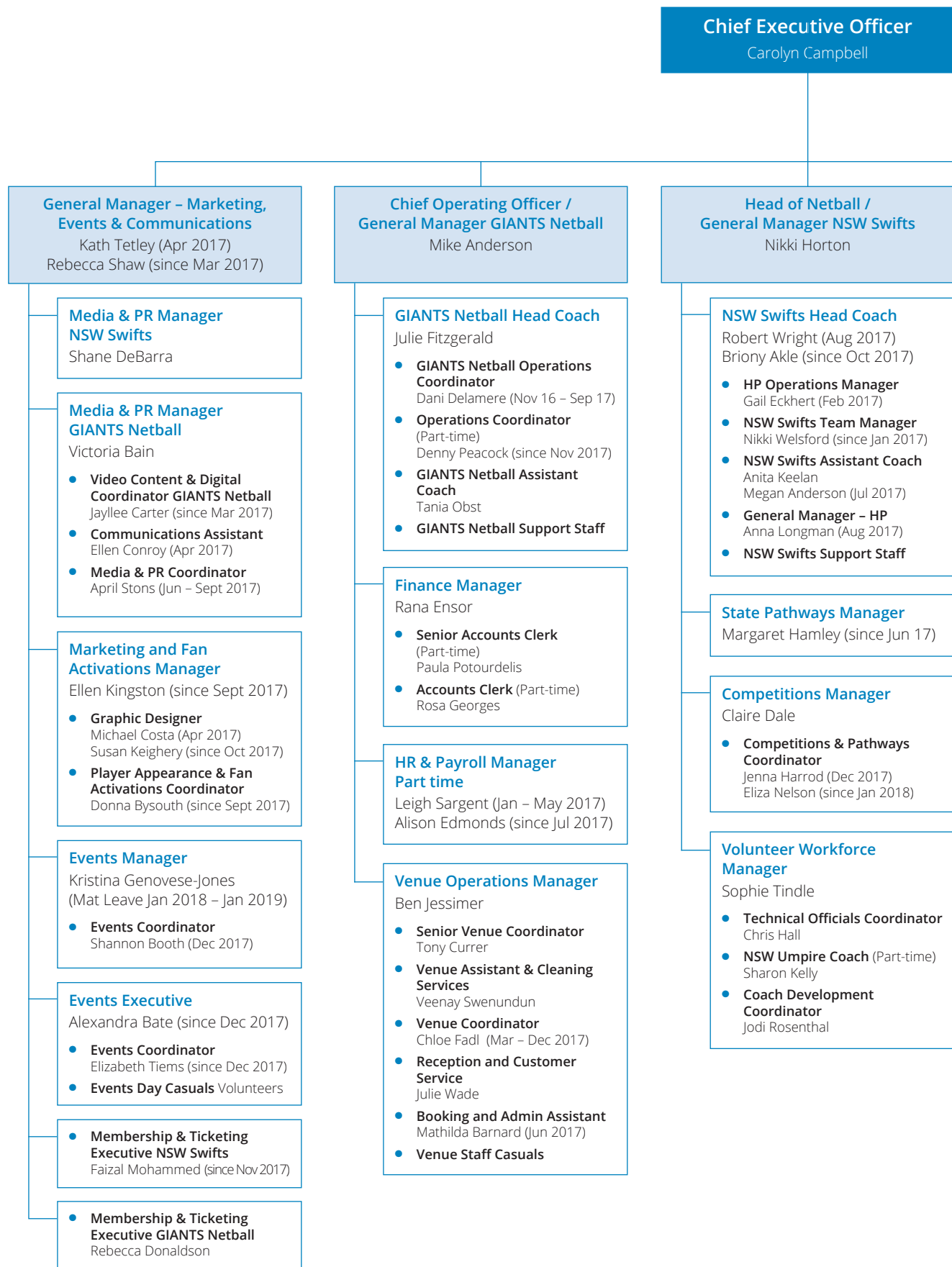


Rodney Watson OAM
Board Member



Carolyn Campbell
Chief Executive Officer

Organisation Chart



• **Project Manager** Kate Gillies
(Dec 2017)

• **Executive Assistant** Kelly Walton
(Nov 2017)

**Deputy CEO / General Manager
Strategy and Governance**
Megan Simpson
(Jan 2017)

**General Manager
Stakeholder Relations**
Lauren Woods
(since Apr 2017)

**General Manager Commercial &
Corporate Partnerships**
Tim Underwood
(since Jan 2017)

**Regional Development and Pathways
Unit Manager**
Mardi Aplin

- **Regional Development Manager
Hunter**
Ashlee Van Katwyk (since Jan 2017)
- **Regional Development Officer
West / Central West**
Sophie Heta (since Jan 2017)
- **Regional Development Manager South**
Emma Milharcic (Jan 2017)
Samantha Bartley (Jan - Nov 2017)
- **Regional Development Officer
South Coast**
Madeline Howard
- **Regional Development Manager North**
Gill Cotter
- **Development Officer North / Far North
Coast**
Zoe Goodsell (since Jan 2017)
- **Development Officer Northern Inland**
Sophie Sincock (Feb 17)

Association Development Manager
Kristian Whitaker

Association & Member Coordinator
Todd Pengilly (since Jul 2017)

Community Engagement Manager
Sonia Gouveia

- **Inclusion & Diversity Coordinator**
Laura Abrahams
- **Schools Program Coordinator**
Emily Ross (Oct 2017)
Brittany Vearing (since Oct 2017)
- **Metro Development Officer (contract)**
Melissa Abrahams (Apr - Sept 2017)

Policy Manager Renee Jensen

Participation Manager
Shohan Khan (since Jan 2017)

- **Participation Coordinator**
Ella Durheim (Jul 2017)
Melanie Chapman (since Aug 2017)
- **Participation Coordinator**
Nathan Keys

**Association, Membership and
Database Administrator**
Karen Szczerbanik (Jun 2017)

**Corporate Partnership
Manager**
Ali Coleman (since Apr 2017)

**Corporate Partnership
Manager**
Jennifer Silva



Genea Netball Centre



Since opening its doors the Genea Netball Centre has quickly proved to be a vital revenue stream for Netball NSW with the venue hosting a multitude of sporting competitions and events across the years.

While Netball continues to be the most regular fixture for the three year old building, the Centre also sees regular bookings for martial arts, volleyball, table tennis, basketball, and a variety of partner and industry events – such as Schools Spectacular rehearsals and expos.

With such a multitude of different events attracting people from a wide number of communities, it's no surprise the foot traffic the Centre has seen over the last 12 months.

"We introduced an entry tracker in June, and since then we have calculated more than 175,000 people have visited the Centre within six months," Venue Manager Ben Jessimer said.

"Those numbers, combined with the fact we've had more than 5,000 individual bookings this year alone, legitimises Genea Netball Centre as a vital part of the Sydney Olympic Park Precinct. We're attracting communities from all over Sydney, Australia and even the world."

And if you think 2017 was impressive, Jessimer says just wait for what's in store come 2018.

"Already we have over 7,500 individual bookings for 2018, providing a substantial revenue stream for the business and paving the way for the building to be financially self-sufficient for the third year running," Jessimer stated.

"The Centre also provided an integral part to winning hosting rights for the Australian Men's & Mixed Netball Championships (April 2018), the IWRF Wheelchair Rugby World Championships (August 2018), and October's Invictus Games, which will bring visitors from all over the globe.

"Aside from the major events, our casual bookings (once-off events) have also substantially increased as well as our regular netball bookings – for example, we will have three Premier League Clubs utilise the Centre as their regular training venue in 2018, which is really terrific."

With so much happening in the Centre, and the changing landscape of the bookings it caters for, Jessimer says it's the Venue team's responsibility to ensure the building is in tip-top shape so visitors have a positive experience while there.

This includes regular up-keep of its facilities as well as additional improvements where needed.

"Genea Netball Centre is a multi-million dollar centre of excellence, which is something we feel incredibly proud of. That said, we feel a responsibility to maintain its excellence by overseeing quality improvements," Jessimer said.

"We've installed state-of-the-art ceiling fans on our Show Court to improve conditions in the hot summer months. They'll provide a welcome reprieve for our NSW Swifts and GIANTS Netball players during training sessions, but also to spectators in the stands.

"To add to our High Performance environment, we are currently planning to install a small gymnasium under the Show Court grandstand which will be used for Strength & Conditioning sessions for our elite and State teams. It is also proposed to be available for bookings from our Premier League, DOOLEYS Metro League or other Association netball teams looking to incorporate both court work and S&C training at the one venue.

"All six courts were also sanded and lacquered just prior to Christmas, so that they were ready for the onslaught of bookings in 2018.


"Finally – and something I'm personally really excited about – is the installation of a 100 kilowatt Solar System being fitted to the Centre's roof. With a three-year payback this will help reduce the building's electricity costs substantially over the next 25-30 years, and is also proof that Netball NSW is socially aware and passionate about reducing our environmental impact."

The future certainly looks bright for Genea Netball Centre with Jessimer admitting there's still room for growth in the next 18-24 months.

"It's a really exciting time. Genea Netball Centre is providing a legitimate indoor venue option for Sydney, which makes us a really important stakeholder in the Sydney Olympic Park Precinct," Jessimer said.

"I don't see that progress stopping any time soon. We're really excited about involving our NSW netball community in the events we're hosting and seeing more netball played on our courts for many years to come."

2020 Vision Update



In 2015 Netball NSW developed a strategic vision and set of goals as part of a five-year plan to help the organisation grow and flourish.

And hasn't 2017 been the epitome of that vision! The past 12 months have seen substantial growth across our sport – the crown, of course, being Suncorp Super Netball; however, we've seen an increase across all four of our strategic pillars: **Community, Business, Pathways** and **Brand**.

Our **Community** remains the lifeblood of our sport and the organisation is continually looking at ways to improve and offer new products to our grassroots netballers. Late last year we introduced two new products; both modified versions of the traditional game but tailored at two very different demographics – Walking Netball and Fast5 Netball.

Partnering with the NSW Department of Family and Community Services, Walking Netball is aimed at removing barriers for older people to play the sport – whether it be health, mobility or old injuries.

The program is a much slower version of the game, and is designed so anyone can play regardless of age or fitness level, with fun the aim of the game.

Since launching the product as a pilot program in September, we've seen an overwhelming response from across the Metropolitan and Regional areas, and are excited to officially launch Walking Netball as a participation product in early 2018.

Our Fast5 Netball strategy is closely aligned to that of Netball Australia, who launched the product in late October to correlate with hosting the 2017 Fast5 World Netball Series held at Melbourne's Hisense Arena.

Netball NSW has been working closely with 67 Associations and Organisations, who have shown interest in being competition providers, and this will continue as we look to expand across NSW – offering an alternative game for people to enjoy.

For the first time, Fast5 Netball is also being offered in secondary schools as part of the Sporting Schools Program. Our hope is that students will enjoy playing and learning skills at school, and then continue to play after hours at providers nearby.

Keeping with the schools theme, we saw another record year for our popular Schools Cup competition with 12,611 students from all over NSW participating in 2017; a 40 percent participation increase from 2016. This was aided by the introduction of a new age group, the Years 9/10 Girls and Years 9/10 Boys divisions.

Another Schools Cup initiative introduced last year that we're continuing to develop is the alignment of our Years 3/4 Gala Days with Local Days. Rather than competitive play, the Gala Days are based around skill activities designed to introduce younger students to the rules of netball – all with a precursor to prepare them for Schools Cup competition the following year.

Thirty eight Gala Days are scheduled for delivery across the eight regions in 2018, so hopefully we will continue to see the Schools Cup grow over the coming years.

Our **Pathways** continue to grow and develop with 1,180 Coaches, 639 Umpires and 18 Bench Officials awarded an Accreditation in 2017. This provides a better High Performance environment for our players.

Our State Age and State Championships – which will both host the 50th instalment of their competitions in 2018 – remain the pinnacle events in the Netball NSW calendar. Due to their popularity we continue to outgrow the available facilities at our disposal, which we consider is a healthy problem to have and why a State-wide Facilities Strategy and Competition Framework Review has been in place; to see exactly where there is room for growth and upgrades in our community.

Our State Teams also performed admirably this season. Both the NSW 19/U Team and Canberra GIANTS featured in their respective Finals Series, while the NSW 17/U and Netball NSW Waratahs showed great promise – growing with each game played.

A new look NSW Swifts were considered the surprise packet of the new, Australian-only league – pushing teams who were far more experienced right to the final whistle. While GIANTS Netball performed outstandingly in their debut year by overcoming season-ending injuries to Captain Kimberlee Green and Australian Diamond Kristiana Manu'a to feature in the inaugural Suncorp Super Netball Grand Final; only to fall short at the final hurdle against Sunshine Coast Lightning.

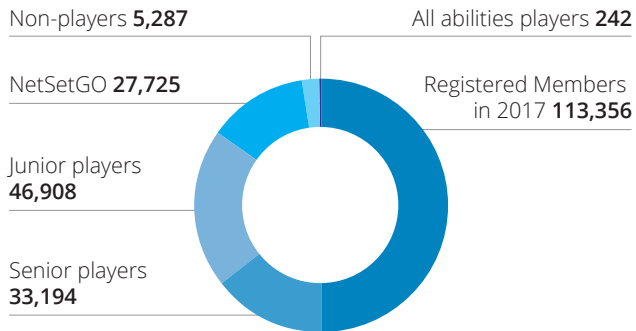
In fact the GIANTS really epitomise our 2020 Vision. Non-existent 12 months ago, it has already established itself as a strong **Community** Club; it provides a **Pathway** for athletes to aspire playing at the top level, with eight of the eleven inaugural athletes hailing from NSW; their strong culture and ethos are representative of Netball NSW's **Brand**, and; their inclusion has positively impacted the **Business** – we're seeing more fans, members and corporate partners engaged than ever before.

In fact, all levels of **Business** have grown over the last 12 months. We've seen an increase in revenue, and in the number of staff helping to deliver our products and programs across the state. Those products continue to grow in number, and we've welcomed 12 new corporate partners to our Netball Family.

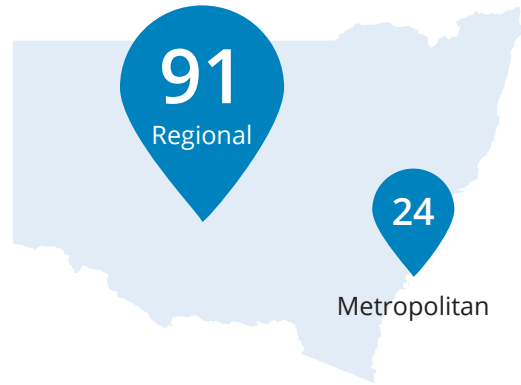
2017 has been a significant year of growth and we predict that will continue positively in 2018. Our job is to maximise the potential for the betterment of our entire NSW netball community.

2017 Association Development

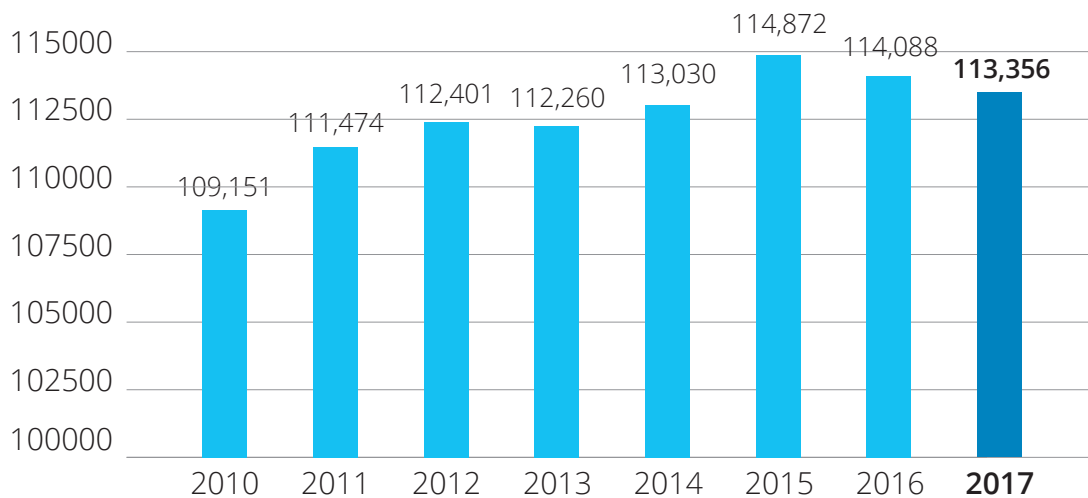
Registered Members in 2017



Number of Affiliated Associations



Registered Members since 2010



Membership Figures

	Senior		Junior		NetSetGo		All Abilities		Non Player		Total		Diff
	2017	2016	2017	2016	2017	2016	2017	2016	2017	2016	2017	2016	
AFL Riverina	491	501	524	525	314	316	1	-	55	46	1,385	1,388	(3)
Armidale District	126	173	358	348	130	94	0	1	14	11	628	627	1
Ballina	202	211	299	257	103	100	12	8	23	20	639	596	43
Bankstown City	399	411	628	635	488	476	0	1	81	104	1,596	1,627	(31)
Barellan & District	0	-	30	10	7	-	0	-	19	13	56	23	33
Bathurst	375	366	534	508	282	273	0	-	68	57	1,259	1,204	55
Baulkham Hills Shire	1,344	1,316	2,262	2,207	1,328	1,361	11	10	227	231	5,172	5,125	47
Bellingen	0	19	14	19	9	8	0	-	5	3	28	49	(21)
Bermagui	12	29	13	16	7	21	0	-	3	3	35	69	(34)
Blacktown City	673	846	999	1,131	506	611	0	2	163	201	2,341	2,791	(450)
Blayney	26	10	47	55	8	24	0	-	5	10	86	99	(13)
Blue Mountains	346	313	394	369	256	272	13	10	63	89	1,072	1,053	19
Bourke	106	118	12	14	19	-	0	-	2	2	139	134	5
Broken Hill	229	191	171	160	127	132	0	-	5	6	532	489	43
Brunswick Byron	50	46	209	197	90	102	0	-	33	39	382	384	(2)
Camden & District	803	744	943	907	534	533	1	-	122	155	2,403	2,339	64
Campbelltown	898	932	910	923	530	560	0	-	174	181	2,512	2,596	(84)
Casino	104	101	118	144	44	76	0	-	3	4	269	325	(56)
Cessnock	149	183	184	120	223	169	0	-	22	15	578	487	91
Charlestown	201	218	369	368	292	295	0	-	36	44	898	925	(27)
City Of Sydney	515	588	62	69	20	32	0	-	15	20	612	709	(97)
Cobar	144	140	34	39	61	53	0	-	10	5	249	237	12
Coffs Harbour	237	194	240	243	116	136	1	-	31	20	625	593	32
Condobolin	45	36	14	36	20	19	0	-	0	1	79	92	(13)
Coolamon Comets	47	38	8	16	0	30	0	-	0	3	55	87	(32)
Cooma	64	31	16	18	12	10	0	-	2	5	94	64	30
Coonabarabran	0	6	59	35	41	37	0	1	14	5	114	84	30
Coonamble	123	139	70	65	40	58	0	-	3	1	236	263	(27)
Cootamundra	43	-	19	10	31	26	0	-	1	5	94	41	53
Cowra	109	79	90	89	97	87	0	1	12	13	308	269	39
Dubbo	309	304	548	564	406	334	0	-	91	65	1,354	1,267	87
Dungog	20	19	34	43	40	35	0	-	11	11	105	108	(3)
Eastwood/Ryde	1,130	1,143	1,991	1,870	1,016	1,102	11	9	303	317	4,451	4,441	10
Eurobodalla	135	106	284	248	185	178	0	-	25	29	629	561	68
Fairfield City District	36	56	27	52	30	71	1	-	16	21	110	200	(90)
Forbes	89	119	89	86	39	59	0	-	15	8	232	272	(40)
Gilgandra	1	-	46	41	55	49	0	2	0	-	102	92	10
Glen Innes	41	23	50	43	23	31	0	-	4	3	118	100	18
Gloucester	48	48	75	73	34	23	0	-	3	3	160	147	13
Gosford	713	692	1,062	989	661	678	0	6	156	136	2,592	2,501	91
Goulburn & District	158	118	134	136	47	26	1	-	12	11	352	291	61
Grafton	133	116	194	194	135	130	0	1	22	25	484	466	18
Great Lakes	137	168	264	266	126	164	0	1	36	27	563	626	(63)
Griffith	121	146	178	181	127	121	0	-	21	14	447	462	(15)
Group 14	5	-	100	111	65	112	0	1	6	18	176	242	(66)
Gunnedah	88	107	99	108	88	61	0	1	26	35	301	312	(11)
Hastings Valley	319	282	618	573	319	300	1	1	69	61	1,326	1,217	109
Hawkesbury City	364	349	498	489	331	330	0	-	60	54	1,253	1,222	31
Hills District	771	782	1,398	1,360	655	672	11	2	186	206	3,021	3,022	(1)
Hume	407	429	396	387	240	245	3	3	60	57	1,106	1,121	(15)
Illawarra District	597	621	1,325	1,277	671	801	1	19	141	149	2,735	2,867	(132)
Inner Western Suburbs	791	771	1,698	1,562	942	980	0	-	114	75	3,545	3,388	157
Inverell	74	44	72	84	62	75	0	-	5	10	213	213	0
Jindabyne	65	46	38	39	22	17	0	-	1	-	126	102	24
Kiama	156	131	365	320	268	255	0	-	86	80	875	786	89
Ku-ring-gai	1,066	1,007	1,362	1,414	1,217	1,209	19	20	191	224	3,855	3,874	(19)
Kurri Kurri	6	12	19	32	4	49	0	-	2	4	31	97	(66)

	Senior		Junior		NetSetGo		All Abilities		Non Player		Total		Diff
	2017	2016	2017	2016	2017	2016	2017	2016	2017	2016	2017	2016	
Kyogle	0	27	0	27	0	22	0	-	0	-	0	76	(76)
Lake Cargelligo	30	14	1	-	0	-	0	-	0	-	31	14	17
Lakeside	336	317	592	593	312	426	0	-	43	33	1283	1,369	(86)
Leeton	28	4	89	95	2	84	0	-	11	1	130	184	(54)
Lismore	304	368	327	341	115	134	0	-	53	48	799	891	(92)
Lithgow	66	72	113	120	9	53	6	-	19	13	213	258	(45)
Liverpool City	443	397	925	899	495	377	3	1	116	102	1982	1,776	206
Lower Clarence	109	61	114	144	99	122	1	1	27	34	350	362	(12)
Macleay	228	224	198	198	134	149	3	1	20	17	583	589	(6)
Maitland	569	575	905	925	582	589	6	-	127	132	2189	2,221	(32)
Manly-Warringah	874	839	2,214	2,306	1,745	1,783	16	15	195	253	5044	5,196	(152)
Manning Valley	109	150	265	290	112	146	6	3	71	64	563	653	(90)
Mens	111	110	10	15	0	-	0	-	10	13	131	138	(7)
Moree & District	39	61	40	50	27	75	0	-	6	2	112	188	(76)
Mount Druitt	231	215	310	281	211	215	2	-	27	31	781	742	39
Mudgee District	135	148	250	258	199	169	0	-	29	9	613	584	29
Muswellbrook	124	65	176	161	132	133	0	-	27	22	459	381	78
Nambucca Valley	43	54	131	118	118	95	0	-	25	11	317	278	39
Narrabri	70	98	116	102	80	88	0	-	15	11	281	299	(18)
Narrandera	19	30	29	4	39	46	0	-	6	2	93	82	11
Nelson Bay	68	71	135	176	125	131	0	-	18	18	346	396	(50)
Newcastle	1314	1,192	1625	1,584	863	876	37	43	193	203	4032	3,898	134
Northern Riverina	136	142	91	86	91	80	0	-	12	14	330	322	8
Northern Suburbs	1455	1,338	3048	2,860	1337	1,390	0	-	202	163	6042	5,751	291
Nyngan	54	66	45	48	35	11	0	-	3	5	137	130	7
Orange	750	654	741	730	388	414	3	1	34	62	1916	1,861	55
Parkes District	46	176	84	112	41	56	0	-	10	13	181	357	(176)
Parramatta Auburn	116	130	174	189	132	138	1	-	35	31	458	488	(30)
Penrith District	1335	1,390	1337	1,311	892	954	9	3	190	191	3763	3,849	(86)
Port Stephens	243	230	255	263	107	141	0	-	33	45	638	679	(41)
Queanbeyan	151	142	228	236	179	179	0	-	50	56	608	613	(5)
Quirindi	24	58	11	9	27	27	0	-	5	3	67	97	(30)
Randwick	738	653	1824	1,684	921	912	0	-	173	152	3656	3,401	255
Sapphire Coast	163	180	125	163	67	97	0	-	22	15	377	455	(78)
Scone	135	168	114	138	92	103	0	-	9	5	350	414	(64)
Shoalhaven	451	487	358	371	184	213	0	-	66	55	1059	1,126	(67)
Singleton	142	185	280	282	162	167	0	-	34	31	618	665	(47)
Southern Highlands	127	125	188	182	157	166	1	-	32	29	505	502	3
St George District	346	363	697	777	357	368	1	-	94	99	1495	1,607	(112)
Sutherland Shire	2323	2,513	2094	2,117	1061	1,106	29	27	328	360	5835	6,123	(288)
Tamworth	632	566	574	555	303	281	16	8	46	47	1571	1,457	114
Temora	52	-	48	44	74	69	0	-	9	13	183	126	57
Tenterfield	0	-	24	20	15	19	0	-	2	3	41	42	(1)
Tumut	187	190	185	189	129	133	0	-	7	9	508	521	(13)
Ulladulla & Districts	64	55	108	119	53	55	1	-	29	36	255	265	(10)
Wagga Wagga	792	763	763	823	412	427	1	1	56	49	2024	2,063	(39)
Warren Junior	0	63	31	33	44	37	0	-	4	3	79	136	(57)
Wellington	0	16	0	26	0	-	0	-	3	9	3	51	(48)
West Wyalong	93	90	42	57	60	65	0	-	8	13	203	225	(22)
Westlakes	159	175	377	350	177	158	0	-	56	51	769	734	35
Wollondilly	175	226	254	272	180	159	9	3	45	28	663	688	(25)
Woolgoolga District	61	56	119	110	57	70	0	1	24	12	261	249	12
Woy Woy Peninsula	127	136	292	321	184	187	0	-	34	45	637	689	(52)
Wyong District	717	745	1103	1,132	734	773	4	4	80	41	2638	2,695	(57)
Yass	35	55	88	99	75	69	0	-	9	5	207	228	(21)
Young & District	98	77	47	50	56	-	0	-	8	11	209	138	71
Total	33,194	32,923	46,908	46,520	27,725	28,755	242	212	5,287	5,678	113,356	114,088	(732)



Suncorp Super Netball



2017 marked a new era in Australian netball history with the introduction of Suncorp Super Netball – a new, Australian-only elite competition which featured some of the world’s best athletes.

Netball NSW went from having one elite netball franchise, the NSW Swifts, to two with the introduction of GIANTS Netball in 2017. It was a year of new achievements with new teams and a new competition.

This new NSW rivalry would develop quickly and provide more opportunities for NSW players to progress and develop their skills at an elite level. The Suncorp Super Netball Season went for 14 Rounds, followed by a Final Series.

The Swifts, led by Captain Abbey McCulloch and Vice Captain Paige Hadley, had the combined average age of just 23. In the end, the Swifts finished the season in sixth place with three wins and a hard-fought draw against eventual Minor Premiers, the Melbourne Vixens. Of their 10 losses, five were decided by five goals or less, proving just how close the Swifts came to adding to their winning total, and how exciting the future looks with this talented young group.

For GIANTS Netball it was another story. The Club’s Foundation year was one of great excitement and learnings. Starting the season with five straight wins and maintaining a top-four ladder position for the season’s entirety resulted in the new kids on the

block featuring in the inaugural Final Series. However, the title decider against fellow new Club, Sunshine Coast Lightning, would see the GIANTS meet their match, going down in the inaugural Suncorp Super Netball Grand Final.

Crowd attendance records were smashed repeatedly throughout the season. Round 9’s exciting game day line up saw a new Suncorp Super Netball crowd record set, with over 10,571 avid netball supporters enjoying two games of world class netball. Then just five weeks later, both NSW teams returned to Qudos Bank Arena for the final round of the Suncorp Super Netball Season. Fans not wanting to miss the epic showdown between netball’s best, surpassed yet again the Suncorp Super Netball crowd attendance record, with 11,871 supporters eager to witness the world’s best netball league.

At games days there was something for every person in the family to enjoy. Fans were able to purchase the latest merchandise on site, enjoy a bite to eat from the delicious vendor stands, try their hand at shooting goals, enjoy a change of hair style at the styling stations, and capture a snapshot of the day at the photo booth station.





Sports Development Overview



With netball front and centre of the Australian sporting scene for much of 2017, Community Engagement was again a priority for Netball NSW with some very pleasing results delivered.

Schools Cup

- 1,271 teams; 28% increase from 2016 to 2017
 - 592 mixed teams
 - 516 girls teams
 - 163 boys teams
- 12,611 participants; 40% increase from 2016 to 2017
- New age division introduced: Years 9/10 Girls and Years 9/10 Boys
- Growth across all regions as well as state wide

Sporting Schools

- Sporting Schools continued to be strong in 2017 with 9,661 school kids participating in a netball program and 127 programs delivered
- An amazing 116 new schools registered for a NetSetGO Sporting Schools program
- 327 teachers registered for the Netball Schools Ambassador program

One Netball Community Awards

2 Winners from NSW:

Westside Netball Club, Coffs Harbour, NSW

Westside Netball Club, a club in the Coffs Harbour regional area for their reaching out to a child with a disability so she could participate in a netball team, positively impacting the player and her family.

Blue Mountains Netball Association, Lapstone, NSW

For their holistic approach to the engagement and support of players with intellectual disabilities, including access to playing, coaching and umpiring opportunities.

Maria Cummins was also nominated as an Individual by Blue Mountains Association for an Award and received a Certificate of Appreciation.

NetSetGO

- 631 NetSetGO Centres (increase of 3.1% from 612 centres in 2016)
- 1,406 programs delivered (increase of 10.5% from 1,272 programs in 2016)
 - Largest increase was 'Set' Tier which saw a 21% increase (see table below for more details)

Programs Delivered	2016	2017	Difference
Net – Skills/Activities	425	447	+5.18%
Set – Skills/Activities	85	100	+17.65%
Set – Skills/Competition	325	393	+20.92%
Set - Competition	437	466	+6.64%
TOTAL	1,272	1,406	+10.53%

NetSetGO Inclusion Programs

- 1,637 participants involved in the Disability program
- 2,093 participants involved in the CaLD program
- 3,400 participants involved in the Indigenous program
- Variety Activate Inclusion Program: 549 participants across Blacktown, Fairfield, Bateau Bay, Lake Macquarie and Tamworth

GoActive TriSport Tournament

- 125 women participated
- 28 school teams competed

Marie Little OAM Shield Team



2017 Marie Little OAM Shield Team

NSW's unprecedented success at the Marie Little OAM Shield tournament continued in 2017, with the team claiming their third consecutive title at Perth's State Netball Centre in September.

To add to their incredible achievement, NSW have remained undefeated three years in a row, with a draw against South Australia in the final regular round game of 2017 their only close call.

Melissa Gallagher captained the side of 10 NSW athletes, with just one new face joining the team in 2017 – former Paralympian Nicole Harris who represented Australia in the shotput event at the 2016 Rio Olympics.

Five training partners – Danielle Burns, Ellen Hester, Theresa Jackson, Tamara Keenan and Jane Thorpe – helped with the team's preparations, while Head Coach Jenny O'Keeffe was also re-joined by Assistant Coach Therri Ellison, Manager Ellen Monaghan and Apprentice Coach Emily Midson.

Named after long-time disability ambassador, the Marie Little OAM Shield provides an opportunity for state/territory netball players with an intellectual disability to compete at a national tournament.

Netballers must be female, aged 16 years or older, have an intellectual disability and be a registered member of Netball NSW.

2017 NSW Marie Little OAM Shield Team

Dallas Austin – Blue Mountains
Rebel Ervasti – Hastings Valley
Melissa Gallagher – Blue Mountains
Nicole Harris – St George District
Kristin Mercer – Illawarra & District
Bernadette Mills – Orange
Eliza Mills – Orange
Nalyn Sirivivatnanon – Eastwood Ryde
Katelyn Smith – Newcastle
Uriah Weston – Blue Mountains

Training Partners

Danielle Burns – Newcastle
Ellen Hester – Eastwood Ryde
Theresa Jackson – Gosford
Tamara Keenan – Sutherland Shire
Jane Thorpe – Sutherland Shire

Coaching & Support Staff

Head Coach: Jenny O'Keeffe – Baulkham Hills
Assistant Coach: Therri Ellison – Inner West
Manager: Ellen Monaghan – Newcastle
Apprentice Coach: Emily Midson – Eastwood Ryde

2017 NSW Marie Little OAM Shield Team Results

Round	Fixture	Win-Loss-Draw
1	NSW 21 v NT 1	1-0-0
2	NSW 37 d WA 0	2-0-0
3	NSW 28 d QLD 1	3-0-0
4	NSW 12 d VIC 6	4-0-0
5	NSW 12 d SA 8	5-0-0
6	NSW 19 d NT 2	6-0-0
7	NSW 27 d WA 1	7-0-0
8	NSW 26 d QLD 1	8-0-0
9	NSW 14 d VIC 9	9-0-0
10	NSW 12 drew SA 12	9-0-1
Grand Final	NSW 11 d SA 10	10-0-1

No Overnight Success

The NSW Marie Little OAM Shield team continues to fly the flag for our proud State, with the side claiming their third consecutive title in September 2017.

This year's national tournament was played at Perth's State Netball Centre, and it was also the first time Northern Territory participated, with South Australia, Queensland, hosts Western Australia and two-time Premiers Victoria taking the competition to six States.

Adding to NSW's remarkable success, the Jenny O'Keeffe-coached side have gone THREE SEASONS without dropping a game – their only close call coming this year in the final regular round game against SA. NSW came from behind to level the scores in their final game, before, ironically, meeting SA again in their next game – the Grand Final – which they eventually won 11-10 to be crowned Premiers.

Captain Melissa Gallagher summed it up perfectly when Netball NSW spoke to her earlier this year.

"It's an amazing feeling (to be crowned Premiers). I'm proud of the girls, they did really well.

"(The Marie Little OAM Shield) gives people with disabilities the opportunity to have a go. Everyone is equal on the court. We just try hard and we want to represent our State with pride."

O'Keeffe – who took home the 2017 Margaret Corbett OAM Coaches Award from the Netball NSW State Dinner – was again joined by Assistant Coach Therri Ellison, Manager Ellen Monaghan, and Emily Midson helping out as Apprentice Coach.

While the NSW Marie Little OAM Shield's achievements should be celebrated, their progress hasn't happened overnight.

With the Marie Little OAM Shield its success story, Netball NSW has a range of programs, events and workshops which aim to encourage people with a disability to take up the sport.

"Our aim at Netball NSW is to provide an environment where all participants feel welcome, safe, represented and respected, and that includes people with a disability," Inclusion and Diversity Coordinator Laura Abrahams said.

"We want to eliminate barriers which prevent people from participating in netball. To us, it's all about having fun and we want to encourage as many people as possible to have fun with us."

In partnership with Sport NSW Activate Inclusion Days and School Sport Unit Multi-Sport Days, Netball NSW has been involved with 16 Disability Multi-Sport Gala Days in 2017, in which we have promoted some of the programs currently available (including the Marie Little OAM Shield) as well as delivering clinics, such as Suncorp NetSetGO modified games and activities.

In support of these multi-sport days, Netball NSW has also hosted 34 Disability Gala Days all across the State which introduce skill-based activities and drills to participants. More than 940 participants, made up of students (both primary and secondary schools) and community groups, were introduced to the basics of netball.

Due to the success of these Gala Days, three specific disability Netball Carnivals were held at Coffs Harbour, Orange and Inner Western Suburbs, which saw participants take the next step up in playing modified games (based on the Suncorp NetSetGO program).

Further proof of the growing appetite of people with a disability to participate in our sport, a record 1,508 signed up to the Suncorp NetSetGO Inclusion program: a self-delivered program for schools and community groups to hold netball clinics in their own time.

As a result of the growing demand, Netball NSW took upon itself to continue to upskill those who deliver our programs: our Staff and Development Officers. The organisation hosted an educational workshop to 36 individuals on how best to deliver disability programs. This included ways to properly communicate to people with a disability, as well as the actual delivery.

"It seems like a small thing, but communication is vital when working with people with a disability," Abrahams said.

"Instructions can be taken quite literal, so for a Development Officer to say 'we're going red, blue, green' but then say 'now we're going blue, green, red' it can really upset individuals. The educational training really focussed on best practice to successfully coach people with a disability."

Netball NSW also helped deliver a Foundation Coaching Course to people with a disability at the Genea Netball Centre. In partnership with Blue Mountains Netball Association (who were also named an Australia Post One Netball Community Award winner for their disability initiatives) five participants attended the course and worked with mentors throughout the season to achieve their accreditation.

The organisation continues to work closely with our Associations to help grow and develop our disability programs throughout the State. Already 18 Associations are delivering these programs in some capacity – whether it is with a single PWD team, hosting a specific PWD competition, or running regular PWD skills sessions.

This is an area that Netball NSW is really passionate about growing in 2018 and beyond, so we can continue to develop and see more people enjoy playing netball.





Volunteer Workforce Overview

It was another fantastic year for NSW Coaches, Umpires and Bench Officials in 2017 with a number of high-profile appointments and an increase in overall accreditations across all three workforce areas.

Reflecting the clear pathway from grassroots through to high performance, 2017 continued to see the Netball NSW workforce grow with over 550 members participating in workshops that were delivered across NSW at Associations to provide additional training and support.

There was an increase in umpire badges awarded with over 500 members achieving National C Badges, 88 National B's and five National A's while Clare McCabe and Helen George had their IUA endorsed.

Netball Australia released the blended Development Coaching Accreditation at the start of the year and Netball NSW looks forward to seeing more people completing the course in 2018.

The organisation was also delighted to see an increase in coaches taking the next step in their pathway and successfully completing the Intermediate Coach Accreditation. Over 110 coaches were accredited across the state in 2017, a terrific result for NSW.

National Volunteer Week was once again a highlight and Netball NSW would not be able to continue to grow and develop the game without the dedicated volunteers that give up countless hours at their local Clubs and Associations.

It was a pleasure to host functions in their honour at the Genea Netball Centre during National Volunteer Week with over 400 people attending.

Coaching

Netball NSW welcomed back Julie Fitzgerald as the Head Coach of GIANTS Netball for the 2017 Suncorp Super Netball. Rob Wright once again led the NSW Swifts with the support of Anita Keelan and Megan Anderson as Assistant Coaches.

At Australian Netball League level Briony Akle again took charge of the Netball NSW Waratahs with the support of assistant coach Sonia Mkoloma, while the Canberra GIANTS – a joint venture between Netball NSW and Netball ACT – were led by co-Head Coaches Maria Lynch (NSW) and Sharyn Hill (ACT).

The 2017 National Netball Championships took place in Canberra with Lenore Blades taking charge of the NSW 17/U side with the aid of Assistant Coach Colleen Mitchell and Apprentice Coach Kirstie Fuller. Pate Cooper was appointed Head Coach of the NSW 19/U team with Nardia Macdonald named Assistant, while at the Sydney Netball Academy Vicki Jansen took on it's Head Coach role.

Also at State level, Jenny O'Keeffe once again took the role of Head Coach of the NSW Marie Little OAM Shield team leading the side to their thrid consecutive title.



Umpiring

NSW umpires shone on national and international stages over the course of 2017.

Six were appointed to officiate during the inaugural Suncorp Super Netball season – Michelle Phippard, Helen George, Tara Warner, Bronwen Adams, Emma Davey and Rachel Ayre – with Phippard overseeing the Grand Final.

Local talents Tamara Welsford, Thomas Turner and Tayla Favell were all called on to umpire at the 2017 National Netball Championships in Canberra with Welsford and Favell also in the Australian Netball League action alongside Emma Burgess and Hayley Burgess.

At international level Warner took charge of the Bronze Medal Match at the 2017 Netball World Youth Cup Botswana, with Adams and Davey recognised as International Talent Identified Umpires. All three also took part in the 2017 Nations Cup.

In the coaching space Sharon Kelly was appointed a High Performance Umpire Coach for the Australian Netball League.

Bench Officials

Throughout 2017, Netball NSW along with the Bench Official Panel, grew the bench official workforce to support the growing number of competitions under the organisation's remit.

Overall four National Bench Official Accreditations were awarded in 2017 and 14 State Accreditations achieved.

At Suncorp Super Netball level Ruth Havrlant, Helen Andrews, Yvonne Richardson, Lyn Bonnett, Patricia Mann and Karen Wilson all officiated, with Havrlant appointed bench manager for the inaugural Grand Final.

All of the above also took part in the Australian Netball League where they were joined by Dianne Ward, Maria Rigor, Judy Burns, Margot Paterson and Debbie Philips on the sidelines.

At international level Havrlant, Mann, Richardson and Wilson all officiated in the Constellation Cup Series.



NSW Pathways Overview



In 2017 Netball NSW continued to support the development and growth of players, coaches, umpires and managers in a Pathway program that begins with identification of potential at Association level.

Over the course of the past 12 months, 350 Netball NSW players were selected into 12 Regional Academy Programs.

The organisation again teamed up with the Regional Academies to promote a holistic growth in 14-16 year old players in all areas of NSW.

In equal measure the technical, tactical, physical preparation and well-being of players was developed in an environment that focused on individual development rather than team performance.

In 2017, players participated in two Academy Games and were also invited to attend a weekend high performance camp where highlights included an insight into the world of Suncorp Super Netball.

In addition to the evolution of players, coaches, managers and umpires was mentoring by many of NSW's most experienced talent ensuring that Netball NSW is developing confident and skilled leaders in all areas.

Several of NSW's most experienced coaches attended all four divisions of the 2017 State Age Championships with a goal to talent identify players with potential. The data collected enabled the Netball NSW Pathway to monitor and, where possible, assist in the development of our young players.

More than 500 players nominated to trial for the 2018 NSW State Teams. For the first time in the 17/U space, Phase 1 trials were held in four locations – Armidale, ACT, Orange and Sydney – to make it easier for athletes in rural areas to try-out.

Selectors were excited by the talent at regional trials with many netballers progressing through the phases.

From trials, selectors identified two groups of players in addition to the NSW State Teams. Players selected in the Talent Development Squad and the Regional Development Squad will also have access to coaching and Strength & Conditioning support.

In the 19/U space numbers were also very strong in the Phase 1 trials and positions in the team were tightly contested.

In addition to this, four NSW players attended the inaugural Indigenous High Performance Camp in Canberra. The players had the opportunity to be coached by Australian Diamonds Head Coach Lisa Alexander and many outstanding indigenous players including NSW's Ali Tucker and Marcia Ella Duncan OAM.

In a very exciting development two NSW players that attended the Camp – Courtney Jones and Tegan Holland – went on to be selected in the 2018 NSW 19/U State Team.

Netball NSW, along with the NSW Institute of Sport, enjoyed joint success at the inaugural Super Club Challenge in New Zealand, finishing third against some of the best teams in the world, including Kiwi powerhouses Southern Steel, Northern Mystics and Central Pulse.

NSW was also proud to see four players – Kiera Austin, Claire O'Brien, Teigan O'Shannassy and Jamie-Lee Price – represent Australia at the Netball Youth World Cup in Botswana, and to have Paige Hadley and Susan Pettitt selected for the Australian Diamonds.

The NSW Swifts and GIANTS Netball also had players representing Australia at the Fast5 World Series in Melbourne with Hadley, Maddy Turner, Sarah Klau (Swifts) and Sam Poolman (GIANTS) all selected.



Regional Academies



Netball NSW partners with Regional Academies of Sport to deliver very important steps in the Netball NSW High Performance Athlete Pathway.

Academy Programs provide talented netballers the opportunity within the framework of Netball Australia's Develop a Diamond to grow as netballers and people.

They focus on individual Technical and Tactical Development, Coach Excellence, Holistic Growth, General Athletic Development, Inter Academy Challenges and High Performance Camps,

In 2017 two Academies fell under the remit of Netball NSW: the Sydney Netball Academy (SNA) and the South East Region Netball Academy (SERNA).

The organisation was delighted that the following athletes were selected in their respective Academy squads in 2017.

2017 SNA Squad

Lara Alama – St George District
Katalina Amosa – Sutherland Shire
Abbey Baker – St George District
Hayley Biddulph – Manly Warringah
Olivia Jade Bysouth – Hills District
Katia May Cignetti – Randwick
Jemma Donoghue – Northern Suburbs
Lily Eales – Northern Suburbs
Ashlie Edwards – Manly Warringah
Grace Gillies – Northern Suburbs
Ainsley Hermann – Ku-ring-gai
Kaisey Janda – Bankstown City
Claudia Lenehan – Northern Suburbs
Chelsea Mann – Manly Warringah
Lucy Matthews – Northern Suburbs
Brooke Niccol – Hills District
Brooke Paterson – Randwick
Georgie Ralphs – Liverpool City
Raina Rush – Liverpool City
Emma Seamons – Hills District
Kirrilee Smith – Sutherland Shire
Tahlee Smith – Eastwood Ryde
Deamma Taganesia – Sutherland Shire
Leilani Tua – St George District
Madison Ward – Manly Warringah
Emily Wise – Manly Warringah

Coaching & Support Staff

Head Coach: Vicki Jansen
Assistant Coaches: Sandy Attard and Craig Marsh
Apprentice Coach: Georgia Margalit
Team Manager: Debbie Bentley

2017 SERNA Squad

Abbey Crampton – Queanbeyan
Bree Mealy – Eurobodalla
Charlotte Walker – Eurobodalla
Ella Fennamore – Goulburn & District
Erin Bradley – Queanbeyan
Erin Mayfield – Queanbeyan
Jade Sokic – Queanbeyan
Lilli O'Dea – Sapphire Coast
Maddison Blewitt – Eurobodalla
Maddison Crossman – Queanbeyan
Malia Harrison – Queanbeyan
Natalie Cooper – Sapphire Coast
Olivia Clark – Queanbeyan
Roxanne Horne – Eurobodalla
Sophie Jensen – Queanbeyan
Visharn Edwards – Queanbeyan

Coaching & Support Staff

Head Coach: Lauren Dodd
Assistant Coach: Rebecca Jane Callister
Manager: Kirryn Crossman
Mentor Coach: Adele Bullock

National Netball Championships

2017 was a year in which State Teams yet again fought hard against the very best from the rest of the country.

As ever, the Waratah was worn with pride as the State's 17/U and 19/U Teams headed to the Nation's Capital, Canberra, to contest the 2017 National Netball Championships.

Lenore Blades took charge of the NSW 17/U side with the aid of Assistant Coach Colleen Mitchell and Apprentice Coach Kirstie Fuller.

Pate Cooper was appointed Head Coach of the NSW 19/U Team with Nardia Macdonald named her Assistant.

And while neither team was able to bring back silverware on this occasion, the sides showcased the immense talent coming through the NSW system with some huge positives taken away from the competition.

The 17/U Team ended their Nationals campaign with six wins and just three losses, while the 19/U side managed to secure a top four finish in their division.

Impressively a total of nine NSW athletes were selected in the 2017 Australian 17/U and 19/U Squads; five 17/U athletes and four 19/U athletes.



2017 NSW 17/U Team

Olivia Coleman – Randwick
Georgia Cottle – Northern Suburbs
Lucinda Drinan – Manly Warringah
Sophie Dwyer – Eastwood Ryde
Clare Longi – Inner Western Suburbs
Nakita Jackson – Lakeside City
Sophie MacLennan-Pike – Ku-ring-gai
Matilda McDonnell – Manly Warringah
Bailey Pulepule – Sutherland Shire
Jazmyn Rodwell – Gosford
Rhiannon Stokes – Newcastle
Latika Tombs – Manly Warringah

2017 Australian 17/U Squad

Olivia Coleman – Randwick
Lucinda Drinan – Manly Warringah
Sophie Dwyer – Eastwood Ryde
Madeline Eaton – St George District (played for NT 19/U Team)
Latika Tombs – Manly Warringah



2017 NSW 19/U Team

Demi Evans – Wyong District
Tayla Fraser – St George District
Lili Gorman-Brown – Sutherland Shire
Leanne Grevenitz – Wyong District
Rachel Herne – Lismore & District
Chloe Katoa – Sutherland Shire
Shelby Mallon – Sutherland Shire
Lauren Moore – Wyong District
Teigan O'Shannassy – Manly Warringah
Charlotte Raleigh – Armidale & District
Kelly Singleton – Manly Warringah
Laura Towell – St George District

2017 Australian 19/U Squad

Demi Evans – Wyong District
Tayla Fraser – St George District
Angelina Frketic – Baulkham Hills Shire (played for NT 19/U Team)
Lauren Moore – Wyong District

NSWIS Super Club



2017 NSWIS Super Club Team

Netball NSW, in partnership with NSW Institute of Sport (NSWIS), sent the only Australian representative team to the inaugural 2017 Super Club Challenge in Nelson, New Zealand from 2-7 July.

Hosted by Netball New Zealand, the NSWIS Team consisted of athletes from the NSW Swifts and GIANTS Netball, as well as up-and-coming NSW representatives. The team competed against the three top NZ teams (Central Pulse, Northern Mystics and Southern Steel), South Africa's Gauteng Jaguars, Marama Vou from Fiji, University of Trinidad & Tobago and the Celtic Flames from the English Superleague.

Coached by then-NSWIS Netball Head Coach Briony Akle, the team was purposely selected to provide emerging NSW elite players with an opportunity to compete at an international level and gain experience against quality sides.

Following on from impressive regular round performances, NSWIS entered the Finals Series with two wins from three appearances. They then played off for a Grand Final berth against the Northern Mystics, who, unfortunately, proved too strong for the young side – their attacking end, led by Maria Folau (nee Tutaia) powering home in the final quarter.

As a result, NSWIS met Central Pulse in the third place play-off. The NSW side played out of their skin, producing an impressive 60 minute performance to come from eight goals down to post a 48-46 win against the Kiwi side.

NSWIS Super Club Team

Toni Anderson – Sutherland Shire
Kristina Bric – St George District
Taylah Davies – Eastwood Ryde
Tayla Fraser – St George District
Angela Frketic – Baulkham Hills Shire
Sophie Garbin – Forbes
Sarah Klau – Grafton
Georgia Marshall – Manly Warringah
Lauren Moore – Northern Suburbs
Amy Parmenter – St George District
Maddy Proud – Northern Suburbs
Maddy Turner – Mudgee District

Coaching & Support Staff

Head Coach: Briony Akle
Mentor Coaches: Julie Fitzgerald & Rob Wright
Team Manager: Nikki Welsford

2017 NSWIS Super Club Results

Round	Opponent	Score	Win-Loss-Draw
1	Uni of Trinidad and Tobago	74-46	1-0-0
2	Gaunteng Jaguars	74-45	2-0-0
3	Southern Steel	61-77	2-0-1
Semi Final	Northern Mystics	48-66	2-0-2
3rd Place	Central Pulse	48-46	3-0-2

Netball NSW Waratahs



2017 Netball NSW Waratahs

The Netball NSW Waratahs underwent a season of development in 2017 with a less experienced roster, but that didn't stop them from putting in some impressive performances in their Australian Netball League campaign.

The Waratahs unearthed some new young talent as they pushed more experienced sides to the maximum – registering five wins for the year. While that wasn't enough to make Finals in 2017, it gave a new generation of athletes plenty of exposure to the next level.

Under the coaching ticket of Head Coach Briony Akle and Assistant Sonia Mkoloma, the Waratahs showed plenty of fighting spirit which was typified in their last weekend of action.

Already out of Finals contention, but determined to register back-to-back wins to see out their campaign, the Waratahs did just that away from home against the Territory Storm on the Sunshine Coast.

A strong opening quarter in the team's first game of the weekend, which the Waratahs won 17-11, was the key period of a contest which see-sawed between the sides. The Storm did take the spoils in the second quarter but with NSW edging the other two, the Waratahs had enough to win 50-44.

And despite losing the first quarter of the teams' second clash 13-12 the next day, the Waratahs showed great fight in their final three quarters of 2017 action to power to a 62-45 win and round out their season in winning fashion.



2017 Netball NSW Waratahs

Olivia Coleman – St George District
Nikki Deegenars – Manly Warringah
Tayla Fraser – Baulkham Hills Shire
Lili Gorman-Brown – Sutherland Shire
Georgia Marshall – Manly Warringah
Georgia M. Marshall – Eastwood Ryde
Alison Miller – Ku-ring-gai
Hayley Mulheron – Blacktown City
Vanessa Mullampy – Penrith District
Kara Styles – St George District

Coaching & Support Staff

Head Coach: Briony Akle
Assistant Coach: Sonia Mkoloma
Team Manager: Mardi Aplin
Physiotherapists: Yves Silvera
Performance Analyst: Madaleine Owen

2017 Netball NSW Results

Rnd	Fixture (Home v Away)	W-L-D
1	Canberra GIANTS 50 def by 58 Netball NSW Waratahs	1-0-0
	Canberra GIANTS 46 def 45 Netball NSW Waratahs	1-1-0
2	Netball NSW Waratahs 52 def 46 Southern Force	2-1-0
	Netball NSW Waratahs 47 def by 62 Southern Force	2-2-0
3	Victorian Fury 62 def 44 Netball NSW Waratahs	2-3-0
	Victorian Fury 72 def 28 Netball NSW Waratahs	2-4-0
4	Queensland Fusion 55 def 43 Netball NSW Waratahs	2-5-0
	Queensland Fusion 38 def by 41 Netball NSW Waratahs	3-5-0
5	Western Sting 64 def 43 Netball NSW Waratahs	3-6-0
	Western Sting 66 def 57 Netball NSW Waratahs	3-7-0
6	Netball NSW Waratahs 47 def by 53 Tasmanian Magpies	3-8-0
	Netball NSW Waratahs 49 def by 50 Tasmanian Magpies	3-9-0
7	Territory Storm 44 def by 50 Netball NSW Waratahs	4-9-0
	Territory Storm 45 def by 62 Netball NSW Waratahs	5-9-0

NSW Swifts



2017 marked a new chapter in Australian netball history with the introduction of Suncorp Super Netball – a new, Australian-only elite competition which featured some of the world’s best athletes.

It also coincided with a new generation of NSW Swifts with the 2017 playing roster boasting some of international netball's most promising players. Led by Captain Abbey McCulloch and Vice Captain Paige Hadley, the combined average age of the Swifts playing group was just 23 years old; a far cry from some of the more experienced rosters they would be facing in the competition's first year.

Many netball pundits wrote off the young Swifts before the season began, having lost more than 300 caps to other teams in the off-season. But nobody told the Swifts how the story was supposed to play out with the talented group pushing some of the best teams in the competition to the maximum.

In the end the Swifts finished the season in sixth place with three wins and a hard-fought draw against eventual Minor Premiers, the Melbourne Vixens. Of their 10 losses, five were decided by five goals or less, proving just how close the Swifts came to adding to their winning total, and how exciting the future looks with this talented young group.

The Club welcomed nine new players to the Swifts Family in 2017 – internationals Sam Wallace and Helen Housby, underage Australian representatives Maddy Proud and Claire O'Brien, defenders Sarah Klau and Emma Tickner, as well as training partners Sophie Halpin and Mikaela Vaughan and temporary replacement player Emily Keenan. Halpin, Keenan, O'Brien, Tickner and Vaughan's appearances all coincided with their elite netball debuts.

2017 NSW Swifts

Abbey McCulloch (Captain)	Maddy Proud
Paige Hadley (Vice Captain)	Amy Sommerville
Helen Housby	Emma Tickner
Sarah Klau	Maddy Turner
Claire O'Brien	Sam Wallace

Training Partners

Rudi Ellis	Lauren Moore
Sophie Halpin	Mikaela Vaughan
Emily Keenan*	

*Replacement Player

Coaching & Support Staff

Head Coach: Rob Wright
Assistant Coach: Megan Anderson & Anita Keelan
Team Manager: Nikki Welsford
Physiotherapist: Paula Peralta
Strength & Conditioning: Jason Howell & Lukas Cannan
Performance Analyst: Bjorn Maddern

2017 NSW Swifts Award Winners

QBE Most Valued Player: Maddy Proud
Coaches Award: Maddy Turner
Members' Player of the Year: Maddy Proud
Players' Player of the Year: Claire O'Brien
Club Person of the Year: Lukas Cannan

2017 NSW Swifts Results

Round	Date	Home/ Away	Match
1	Sat 18 Feb	A	53 d by GIANTS Netball 58
2	Sat 25 Feb	H	54 d Adel Thunderbirds 44
3	Sat 4 Mar	A	59 drew Melbourne Vixens 59
4	Fri 10 Mar	A	53 d by QLD Firebirds 62
5	Fri 17 Mar	A	45 d by West Coast Fever 50
6	Sun 26 Mar	H	54 d by C'wood Magpies Netball 55
7	Sat 1 Apr	H	56 d by GIANTS Netball 59
8	Sun 9 Apr	H	50 d by Sunshine Coast L'ning 55
9	Sun 23 Apr	H	54 d by Melb Vixens 62
10	Sat 29 Apr	A	51 d Adelaide Thunderbirds 48
11	Fri 5 May	H	50 d West Coast Fever 48
12	Sat 13 May	A	50 d by C'wood Magpies Netball 62
13	Sat 20 May	A	49 d by Sunshine Coast L'ning 63
14	Sat 27 May	H	48 d by QLD Firebirds 67

Canberra GIANTS



In 2017, Netball NSW announced a strategic alliance with Netball ACT with the introduction of the **Canberra GIANTS**; the first joint venture between the two Member Organisations, which would contest the Australian Netball League.

The team consisted of players from both respective development pathways and is aligned with Suncorp Super Netball Franchise, **GIANTS Netball**; providing a great opportunity for both athletes and officials to showcase their netball talents on the national stage.

Led by co-Head Coaches Sharyn Hill (ACT) and Maria Lynch (NSW), the inaugural playing group trained both in their home states and together in preparation for their Australian Netball League debut season.

After a slow start, the Canberra GIANTS found momentum in Round 3 by not dropping a game in the next six matches. This helped them climb the ladder to finish the regular season in second place.

The team then headed to Perth's State Netball Centre to contest the Finals Series. Coming up against hosts (and eventual 2017 Premiers) Western Sting in the Semi Finals, the GIANTS enjoyed a great start before their opponents rallied at half-time. With the scoreboard locked at 58 goals apiece at the end of 60 minutes, the game went into Extra Time. With their home crowd behind them, the Sting carried momentum to finish six-goal victors in a thrilling contest – sending the GIANTS into the third-place play-off against QLD Fusion.

For the second time in a matter of days, the GIANTS featured in an Extra Time thriller; only this time, the GIANTS emerged victorious. With the game locked at 54-all at the end of regular time, the GIANTS learned from their Semi Final experience to post a seven-goal winning margin – GIANTS Netball Training Partner Kiera Austin starring with 45 goals to her name at 87 percent accuracy.

Kiera's consistently strong performances during the ANL season earned her the inaugural Canberra GIANTS Player of the Year award at the Netball ACT Awards Dinner, with co-Captain Amy Parmenter also taking home the Coaches Award.

Coaching & Support Staff

Head Coach: Sharyn Hill (ACT)

Head Coach: Maria Lynch (NSW)

Manager: Nicole Bowles

Physiotherapist: Gemma Vale

Performance Analyst: Krystle Tate

2017 Canberra GIANTS

Kiera Austin* – Eastwood Ryde

Georgia Clayden – Arawang

Natalie Eldridge – St George District

Ashleigh Fong – Ku-ring-gai

Maddie Hay* – co-Captain – Sutherland Shire

Leigh Kalsbeek – Arawang

Shannon O'Connor – Canberra

Teigan O'Shannassy* – Manly Warringah

Amy Parmenter* – co-Captain – Randwick

Leah Price^ – Sutherland Shire

Kara Styles – St George District

Melissa Tallent – Sutherland Shire

Sarah Tatam – Sutherland Shire

Madeline Woods – Sutherland Shire

*2017 GIANTS Netball Training Partner. ^withdrew from injury.

Round	Fixture (Home v Away)	W-L-D
1	Canberra GIANTS 50 d by NSW Waratahs 58	0-1-0
	Canberra GIANTS 46 d NSW Waratahs 45	1-1-0
2	Canberra GIANTS 48 d by Western Sting 50	1-2-0
	Canberra GIANTS 56 d Western Sting 49	2-2-0
3	Tassie Magpies 29 d by Canberra GIANTS 52	3-2-0
	Tassie Magpies 52 d by Canberra GIANTS 72	4-2-0
4	Territory Storm 36 d by Canberra GIANTS 57	5-2-0
	Territory Storm 29 d by Canberra GIANTS 66	6-2-0
5	Canberra GIANTS 60 d Southern Force 49	7-2-0
	Canberra GIANTS 54 d by Southern Force 55	7-3-0
6	VIC Fury 44 d by Canberra GIANTS 51	8-3-0
	VIC Fury 70 d Canberra GIANTS 41	8-4-0
7	Canberra GIANTS 54 d QLD Fusion 43	9-4-0
	Canberra GIANTS 54 d QLD Fusion 47	10-4-0
SF	Canberra GIANTS 66 d by Western Sting 72 (ET)	10-5-0
PF	QLD Fusion 64 d by Canberra GIANTS 71 (ET)	11-5-0

GIANTS Netball

The Club's Foundation year has been one of celebration, heartbreak and belief. An undefeated start to the season – five consecutive wins – was unmatched by any other franchise, which only solidified the GIANTS' place in the newly formed Australian-only Suncorp Super Netball competition.

However, 2017 was not without its challenges with two season-ending injuries – Kristiana Manu'a rupturing her Achilles Tendon during pre-season, while Captain Kimberlee Green fell to the netballers knee (an ACL injury) in Round 5.

Anyone could expect these setbacks to derail the GIANTS' campaign.

Instead they forged ahead, finishing the season with 10 wins and four losses in third place to host the Minor Semi Final against Collingwood Magpies Netball. And who can forget that game. Down and out in the final quarter, the GIANTS stormed home to win by a single goal, advancing to the Preliminary Final.

They travelled to Melbourne's Hisense Arena to meet the Minor Premiers, the Vixens, putting together a formidable full-court performance which saw them control the contest from start to finish. It set up a rematch with Sunshine Coast Lightning in the inaugural Suncorp Super Netball Grand Final.

While the title decider didn't play out as they would hope, it showed great courage, strength and promise for the GIANTS to get there in the first place. Julie Fitzgerald and her players have won hearts across Australia for their optimistic play, their clear love and respect for each other and for the game.

Awards and international accolades quickly followed:

- Susan Pettitt, Jamie-Lee Price and Sam Poolman each represented the Green and Gold of Australia at the Constellation Cup, Netball World Youth Cup and Fast5 Netball World Series, respectively. Teigan O'Shannassy also represented Australia at the NWYC2017, with GIANTS Assistant Coach Tania Obst leading the side as Head Coach.
- Jamie-Lee Price solidified her future prospects by being named the Player of the Tournament at the International 21/U competition.
- Jo Harten and Serena Guthrie swapped back into red for the International season, representing England at the Netball Quad Series, Taini Jamison Trophy and Fast5 Netball World Series. Serena Guthrie was named Player of the Tournament for the Fast5 series played at Melbourne's Hisense Arena.
- The duo were joined by Tania Obst, who was named in the England coaching team as their Senior and Futures Coach in July. As part of this role, Tania assisted Head Coach Tracey Neville during the Quad Series and Taini Jamison Trophy in New Zealand, and was named England's Fast5 Head Coach.

2017 Award Winners

HCF Most Valuable Player: Serena Guthrie

Players' Player of the Year: Bec Bulley

Members' Player of the Year: Jo Harten & Sam Poolman

Club Person of the Year: Simone Freeman

2017 GIANTS Netball

Kimberlee Green (Captain)
Jo Harten (Captain)
Sam Poolman (Vice Captain)
Toni Anderson
Kristina Brice
Bec Bulley*

Taylah Davies
Serena Guthrie
Kristiana Manu'a
Susan Pettitt
Jamie-Lee Price
Sarah Wall*

Training Partners

Kiera Austin
Maddie Hay

Teigan O'Shannassy
Amy Parmenter

Coaching & Support Staff

Head Coach: Julie Fitzgerald

Assistant Coach: Tania Obst

Operations Manager: Dani Delamere

Physiotherapist: Craig Paulsen

Strength & Conditioning: Simone Freeman

Dietician: Jessica Spendlove

Team Doctor: Sophie Armstrong

*Permanent Replacement Players

Rnd	Fixture (Home v Away)	W-L-D
1	GIANTS Netball 58 d NSW Swifts 53	1-0-0
2	GIANTS Netball 66 d West Coast Fever 51	2-0-0
3	Collingwood Magpies Netball 51 d by GIANTS Netball 59	3-0-0
4	Sunshine Coast Lightning 54 d b GIANTS Netball 55	4-0-0
5	GIANTS Netball 53 d Adelaide Thunderbirds 38	5-0-0
6	Melbourne Vixens 59 d GIANTS Netball 51	5-1-0
7	NSW Swifts 56 d by GIANTS Netball 59	6-1-0
8	QLD Firebirds 51 d by GIANTS Netball 55	7-1-0
9	GIANTS Netball 56 d by Collingwood Magpies Netball 59	7-2-0
10	West Coast Fever 45 d by GIANTS Netball 48	8-2-0
11	Adelaide Thunderbirds 47 d by GIANTS Netball 49	9-2-0
12	GIANTS Netball 56 d Melbourne Vixens 52	10-2-0
13	GIANTS Netball 53 d by QLD Firebirds 56	10-3-0
14	GIANTS Netball 52 d by Sunshine Coast Lightning 56	10-4-0
SF	GIANTS Netball 52 d Collingwood Magpies Netball 51	11-4-0
PF	Melbourne Vixens 57 d by GIANTS Netball 65	12-4-0
GF	Sunshine Coast Lightning 65 d GIANTS Netball 48	12-5-0



Commercial & Corporate Services



For Netball NSW, 2017 was a huge year commercially with the introduction of the new Suncorp Super Netball competition and a new team in GIANTS Netball.

As a result of the organisation bringing more elite competition to NSW, sponsorship revenue more than doubled that of the previous 12 months with 12 new partners added to the netball family.

In the GIANTS space, health insurance provider HCF came on board as the first Principal Partner for the new Club, with FDC Construction & Fitout, the ACT Government, Hawaiian Airlines and National Storage all signing on as Major Partners. At the same time NSW Swifts welcomed Bioglan and Wynstan to the Major Partner category.

Other new partners included Western Sydney University (GIANTS), Brokenwood Wines and Castlereagh Imaging who went across both professional teams.

Electrical retailers Bing Lee and car manufacturers Nissan also became a part of the netball fraternity across both GIANTS (Platinum Partners) and Swifts (Premier Partners), with Samsung, Darrell Lea, Coca-Cola Amatil, SKINS, Sydney Olympic Park Authority and Elastoplast expanding their involvement to include both Suncorp Super Netball teams.



SKLZ, Court Craft, the Sydney Swans, BBX, The Sydney Boulevard Hotel, The Kids' Cancer Project, the Australian College of Physical Education (ACPE) and The Athlete's Foot all continued their partnerships with the Swifts, the latter two also partnering with Netball NSW.

The end of 2017 also saw QBE renew their commitment as Principal Partner of the Swifts for a further three years; increasing their investment in netball and further cementing their 100 percent commitment to the team. In 2018 Netball NSW will celebrate 10 years of QBE's Principal Partnership with the Swifts.

In another coup for the sport Australia's largest supermarket chain, Woolworths, became a major sponsor of netball nationally, a deal incorporating the Samsung Australian Diamonds and the six Suncorp Super Netball teams.

From a Club perspective, merchandise sales were up 20 per cent thanks to Netball NSW's relationship with manufacturer C2C Sport.

At Suncorp Super Netball League level, a free-to-air national broadcast agreement with Channel Nine's Wide World of Sports and Telstra brought elite netball to a whole new audience, both on screen and in the digital space.

At grassroots level, Samsung was again naming rights partner for the State Age and State Championships, as well as the Netball NSW Premier League. DOOLEYS were yet again a driving force behind the Metro League competition, while Bing Lee added their name to the organisation's Regional League, and Court Craft continued their 20-plus year backing of the Night Interdistrict competition.

The highly successful Netball NSW Schools Cup also flourished with the help of First National Real Estate.

Netball NSW would like to extend a huge thank you to all partners for their support in 2017 and look forward to an even bigger year in 2018.

Marketing, Events & Communication



With the advent of the Suncorp Super Netball and a second professional team in GIANTS Netball, the Marketing, Events and Communications team enjoyed promoting, engaging and communicating with more netball fans than ever before.

As well as the elite level, Netball NSW saw huge engagement everywhere, including grassroots, with each of Netball NSW's communication channels growing steadily and the events team accommodating various competitions across NSW.

Membership growth

When the all-Australian Suncorp Super Netball competition was introduced, Netball NSW had the vision to bring more of the elite competition to the State, thus GIANTS Netball – in a strategic alliance with GIANTS AFL – was born. Netball fans in NSW suddenly had two professional teams to choose from and there was a huge increase of memberships as a result.

The NSW Swifts and GIANTS Netball, making up 25 percent of the league, accounted for over 4,700 combined Members, almost double the total Netball NSW had in the Trans-Tasman Netball League. This increased netball's profile greatly in the very competitive NSW sports market.

Social and Digital Media

This was another area of growth for Netball NSW in 2017 with the organisation's channels seeing a big increase in all areas.

Despite failing to make the Finals Series, the Swifts still managed to grow their digital audience on Facebook by nine percent to over 31,500, while they had a rise in Instagram followers – up 21 percent to 28,000 – and on Twitter, up 40 percent to 12,600 followers.

GIANTS Netball performed admirably in their first year, capturing over 16,000 followers on Facebook, over 3,000 on Twitter and 13,800 on Instagram.

Both clubs also enjoyed significant coverage in NewsCorp and Fairfax National Dailies and localised titles, while live free-to-air coverage of Super Netball on Channel Nine's Wide World of Sports brought elite netball to a wider audience than ever before.

Netball NSW's social channels enjoyed good growth as Facebook followers increased by 17 percent to over 16,000, with its Instagram following steady at over 10,000 and Twitter growing to over 4,000.

Events

Having set crowd records in the Trans-Tasman Netball League, Netball NSW once again led the way in the new all-Australian league with Sydney Olympic Park's Qudos Bank Arena (QBA) proving a fitting backdrop.

The organisation took three double headers to QBA, hosted by the Swifts and GIANTS, and set a crowd record for the new competition of 11,871 achieved in Round 14.

At grassroots level, Netball NSW – with the help of hosting Associations – once again enjoyed successful Samsung State Age and State Championships, while the massive growth of the Schools Cup and the successful State Finals at the Genea Netball Centre were just some of the highlights.

The 2017 State Dinner was held at the Bankstown Sports Club on Saturday 4 November while the NSW Swifts farewelled their season at Doltone House Hyde Park in the heart of Sydney. The GIANTS took their gala to Doltone House at the Australian Technology Park to celebrate their debut season.





Competitions



Netball NSW enjoyed another stellar year in the Competitions space in 2017 with the organisation hosting and running a huge volume of events throughout the State.

In its second year, the Samsung Premier League competition continued its objectives to attract the best current and emerging talent within NSW, offering a local, elite platform for players, coaches, officials and administrators, and providing bridging opportunities to the Australian Netball League and, subsequently, Suncorp Super Netball.

The eight teams continuing in 2017 were:

Central Coast Heart
ERNA Hawks
GWS Fury
Manly Warringah Sapphires
North Shore United
Panthers Netball
Sutherland Stingrays
UTS St George Sparks

The competition began on 24 May 2017, following a four-week pre-season and a Super Saturday Tournament and ran for 14 weeks of minor rounds. The season concluded with the U20s Grand Final on 19 September and the Opens Grand Final on 20 September – each showpiece enjoying its own night in the spotlight.

Competition was strong with the top four teams in the Opens Division finishing within three points of each other following minor rounds, and only five points in it in the U20s Division.

The competition was again live streamed on the Samsung Premier League website via BarTV Sports and it had a further boost when the incumbent franchises re-committed to the Premier League for a further five years.

Elsewhere, the DOOLEYS Metro League and Bing Lee Regional League continued to provide top-class competition week in, week out in both metropolitan and rural areas – and their seasons were nicely bookended by the second running of the Netball NSW State Cup.

The year ended with Court Craft Interdistrict which saw keen netballers participate in the summer competition at the Genea Netball Centre.

Netball NSW once again led the way when staging major State sporting events with the successful hosting of the Samsung State Age Championships at the Penrith District, Liverpool City and Campbelltown District Netball Associations, while the Samsung State Championships were hosted brilliantly by Baulkham Hills Shire Netball Association.

The State Championships – Masters once again were hosted at the home of Netball NSW, the Genea Netball Centre, and the Social Masters, complete with the mandatory social function, proved to be another hit when it took place at the Illawarra District Netball Association.

Netball NSW would like to take this opportunity to thank all of the players, coaches, managers, staff, volunteers and supporters who made 2017's competitions so successful. Not just for the organisation, but for the game of netball as a whole.

Bring on 2018.





Samsung Premier League

SAMSUNG
PREMIER LEAGUE



The Samsung Premier League returned bigger and better in 2017 with two new teams getting their names on the Opens and Under 20s trophies.

Unveiled by Netball NSW in July 2015, the Premier League competition attracts the best current and emerging talent within NSW. In 2017 it once again offered a local, elite platform for players, coaches, officials and administrators, and provided bridging opportunities to the Australian Netball League and, subsequently, Suncorp Super Netball.

The eight franchises who took the court in 2016 – **Central Coast Heart, ERNA Hawks, GWS Fury, Manly Warringah Sapphires, North Shore United, Panthers, UTS St George Sparks and Sutherland Stingrays** – all returned in 2017 as the tournament started to come into its own. This was aided by weekly live streaming of games via BarTV Sports.

Opens Division

Manly Warringah Sapphires seized victory in the Samsung Premier League Opens Grand Final after defeating Minor Premiers UTS St George Sparks, 59-56, at the Genea Netball Centre on Wednesday 20 September.

It was the second time in as many weeks the two sides met, with the Sapphires posting a thrilling come-from-behind win in the Major Semi Final to secure a Grand Final berth. With a re-match on the cards for the title decider and the Sparks having downed ERNA Hawks in the Preliminary Final, the stage was set for another exciting match-up.

The first 30 minutes certainly carried that narrative with neither side able to get ahead of the other, the scoreboard locked on equal footing at both breaks. However, on closer inspection, Manly had shown early signs of dominating.

But the Sparks showed what a classy team they are and the result could have gone either way. As the minutes began to tick away it was impossible to tell who would finish with the championship but, in the end, the Sapphires had just enough to win by three.

Final Placings

1. Manly Warringah Sapphires
2. UTS St George Sparks
3. ERNA Hawks
4. Sutherland Stingrays
5. Central Coast Heart
6. North Shore United
7. GWS Fury
8. Panthers

Under 20s Division

UTS St George Sparks were crowned 2017 Samsung Premier League Under 20s Champions after defeating defending Premiers the Panthers, 55-49, in a thrilling Grand Final match.

From the very start it was clear that the contest was set to be a blinder between the two rivals.

While the Panthers were able to steal an intercept off the Sparks' opening centre pass, it was UTS who managed to sink the first goal of the match after winning a defensive rebound in their defensive circle.

The tone was set with both teams ready to give the match their all and even the slight mishap of the netball exploding mid-quarter wasn't enough to distract the players from their ultimate goal.

It was an admirable effort from the Panthers, who were looking to go back-to-back, but in the end the Sparks had just enough to put a new name on the trophy.

Final Placings

1. UTS St George Sparks
2. Panthers
3. ERNA Hawks
4. GWS Fury
5. North Shore United
6. Manly Warringah Sapphires
7. Central Coast Heart
8. Sutherland Stingrays



DOOLEYS Metro League



After a name change in 2016 the DOOLEYS Metro League returned for the second year under its new guise and it proved to be another fantastic season for one of Netball NSW's most important competitions.

Offering week in, week out competition for some of the state's most talented netballers, coaches, umpires and administrators, 60 teams participated in 18 rounds of regular season action. After all of that the best teams from six divisions then returned to contest their respective Finals Series.

Netball NSW would like to once again thank DOOLEYS for their continued support of the Metro League.

Division 1

Hunter United took the 2017 title after a clinical win over Eastwood Ryde 62-40 in the Grand Final at the Genea Netball Centre, a result which saw United claim both the Minor Premiership and Champions title.

With a final scoreline of 62-40, United continued the fine form they had shown all season when it mattered most. The game was won in the second and third quarters; the Hunter United side winning both periods handsomely.

Eastwood didn't allow the deficit to get the better of them, as they continued to push into the final 15 minutes, but despite some classy play resulting in much-needed goals, Hunter United's buffer was too great to chase.

Division 1 Final Placings

1. Hunter United
2. Eastwood Ryde
3. Baulkham Hills Shire
4. Illawarra District
5. St George District

6. Northern Suburbs
7. Bankstown City
8. Ku-ring-gai
9. Penrith District
10. Manly Warringah

Division 2

Randwick were crowned 2017 Champions following a close 55-51 win over Hills District in a Grand Final showdown.

Hills District suffered from some early nerves resulting in unforced errors, and Randwick dutifully made the most of the opportunities to score the game's opening four goals. However Hills soon settled into the game, setting up a cat-and-mouse contest – as one team pulled ahead, soon after the other caught up.

And so began a thrilling 60-minute battle which Randwick just had the better of to knock over the Minor Premiers.

Division 2 Final Placings

1. Randwick
2. Hills District
3. Blue Mountains
4. Campbelltown District
5. Baulkham Hills Shire
6. Northern Suburbs
7. Sutherland Shire
8. Blacktown City
9. St George District
10. City of Sydney

Division 3

Posting an enormous 15-4 opening quarter helped set up Inner Western Suburbs to be crowned 2017 Champions, with opponents Central Coast unable to fully recover despite their best efforts.

Scoring the opening goal, Inner West quickly established the tone of the game to take control of play early. Central Coast were startled with their defence unable to repel the consistent ball coming into Inner West's attacking third.

As the game approached the first break the teams began to even out; however Inner West had already jumped out to a double digit lead and eventually ran out 49-39 winners.

Division 3 Final Placings

1. Inner Western Suburbs
2. Central Coast
3. Parramatta Auburn
4. Eastwood Ryde
5. Randwick
6. Manly Warringah
7. Camden & District
8. Sutherland Shire
9. Penrith District
10. Ku-ring-gai

Division 4

Inner Western Suburbs won two titles in one night by holding out a fast-finishing Liverpool City to claim the 2017 Premiership title by six goals, 44-38.

The 2017 Champions started off with a strong intercept pass from Liverpool's first centre which resulted in Inner West getting the first goal of the game.

They continued the strong start by putting up the opening four goals to give Inner West an early jump on their opposition. However the match soon settled into a tit-for-tat contest as both teams traded goals. But in the end the night was to be Inner West's.

Division 4 Final Placings

1. Inner Western Suburbs
2. Liverpool City
3. Hunter United
4. St George District
5. Eastwood Ryde
6. Northern Suburbs
7. Central Coast
8. Baulkham Hills Shire
9. Hills District
10. Blacktown City



Division 5

After a slow start, Illawarra District produced a stunning second half to set up their eight-goal title winning victory against Hawkesbury City, 37-29.

Trailing by two goals at the big break, the 2017 Champions outscored their opponents 24-14 to set up the win.

Having grown throughout the game, the crowd was in full voice for the final quarter as the atmosphere grew with the minutes ticking down. As the teams traded goals the contest only intensified in the final five minutes, with Illawarra proving too strong for Hawkesbury to catch.

Division 5 Final Placings

1. Illawarra District
2. Hawkesbury City
3. Inner Western Suburbs
4. Penrith District
5. Bankstown City
6. Campbelltown District
7. Sutherland Shire
8. Ku-ring-gai
9. Blacktown City
10. City of Sydney

Division 6

Greater accuracy under the post led to Hills District being crowned the 2017 Champions, following their 52-38 Grand Final contest with Liverpool City.

While Hills were able to post a 14-goal victory, they only had two more shots on goal than their opponents, with their shooting combination steering them home.

A run of nine goals put Hills well in control heading into the final quarter and while Liverpool City fought back as best they could, their efforts couldn't be sustained enough to bring home the win.

Division 6 Final Placings

1. Hills District
2. Liverpool City
3. Camden & District
4. Campbelltown
5. Parramatta Auburn
6. Baulkham Hills Shire
7. Northern Suburbs
8. Blue Mountains
9. Mount Druitt
10. Sutherland Shire



State Championships

SAMSUNG
STATE CHAMPIONSHIPS



The Baulkham Hills Shire Netball Association was the backdrop for the 2017 Samsung State Championships, the 49th instalment of one of Netball NSW's biggest events.

Taking place from June 10-12, 103 teams representing 70 Associations from all over NSW converged Sydney's North West for three days which well and truly encapsulated the spirit of the game in this state.

As well as the players, coaches, volunteers and support staff, 239 umpires officiated across six divisions: Opens Championship, Opens Division 2, 21/U Championship, 17/U Championship, 17/U Division 2 and 17/U Division 3.

While the weather didn't come to the party on Day 1 – participants were greeted with heavy rain – it did little to dampen the spirits of everyone taking part, on and off the court.

The conditions improved day by day with the eventual winners from each division crowned in beautiful sunshine, a fitting end to a fantastic three days of action.

Speaking at the conclusion of the 2017 Championships, Netball NSW Board Member Ruth Havrlant said the weekend was a huge success.

"We had 1,097 players on court over the course of the 2017 Samsung State Championships and it was fantastic to have so many keen netballers at such an iconic event.

"The games were of an extremely high standard, with people of all ages and abilities enjoying themselves.

"Friendships were made and renewed, the players went home exhausted but happy, and most importantly they will return next year and that's what it's all about.

"The Championships are an amazing event where we see players, umpires and officials come back, some even after they've retired, because they enjoy it so much."

Baulkham Hills Shire Netball Association President Julie Poole echoed Havrlant's sentiments, explaining that events like this brought the NSW netball community together.

"It was absolutely wonderful, we love having NSW events out here as it is great fun and a great atmosphere.

"It was a brilliant weekend with excitement from the athletes who had just moved into the senior divisions and smiles all around from everyone."

Netball NSW would like to thank Naming Rights Partner Samsung for their support of the 2017 State Championships, as well as Major Partners The Australian College of Physical Education (ACPE), The Athletes Foot, BBX and Bioglan.

2017 Samsung State Championships

Age	Placing	Team
Open Championship	Winner Runners-Up	Newcastle Randwick
Open Division Two	Winner Runners-Up	Bathurst Hawkesbury City
21/U Championship	Winner Runners-Up	Newcastle Charlestown
17/U Championship	Winner Runners-Up	Manly Warringah Wagga Wagga
17/U Division Two	Winner Runners-Up	Hastings Valley Inner Western Suburbs
17/U Division Three	Winner Runners-Up	Glen Innes Shoalhaven
Pat Weston OAM Country Champions Cup	Winner	Newcastle Opens

State Championships Masters **BING LEE**



The 2017 BING LEE State Championship – Masters took place on Saturday and Sunday, 20-21 May, at the Genea Netball Centre in what was a top weekend of action at the home of Netball NSW.

Sixteen teams, made up of 173 athletes, contested the Over 35's and Over 40's divisions, and played a combined 400 games over the two days.

The event also featured 34 committed umpires who oversaw the Championships.

"You never lose the excitement that starts at our State Age and State Championships and continues when people decide to participate in the Masters competition," Nikki Horton, Netball NSW's Head of Netball, said.

"Everyone out on the courts has been playing netball for a long time and it was a pleasure to be able to host them here at our fantastic home in Sydney Olympic Park."

Nine teams contested the Over 35's division and after playing 16 games, Manly Warringah were crowned champions, winning it by three points ahead of second-placed Hastings Valley. Manly Warringah scored an impressive 483 goals over the weekend and were the highest scoring team in both divisions by 156 goals.

In the over 40's division seven eager teams competed, playing 12 games each throughout the Championships. The winners were Gosford, six points clear of second placed Wyong District. A notable achievement for Gosford was their impressive defence, which only conceded 182 goals – the lowest amount of any team in either division.

Netball NSW would like to take this opportunity to congratulate everyone who took part, especially with winners and runners-up from each division.

The organisation would also like to thank BING LEE for their support of the competition.

2017 State Championships – Masters

Division	Placing	Team
Over 35's	Winner	Manly Warringah
	Runners-Up	Hastings Valley
Over 40's	Winner	Gosford
	Runners-Up	Wyong District





Samsung State Age Championships

The Samsung State Age Championships were another resounding success for Netball NSW in 2017 after three days of fantastic action at the Penrith District, Liverpool City and Campbelltown District Netball Associations.

The Championships took place from July 1-3 with Penrith District hosting the Championship Division, Liverpool City welcoming participants in Division 2 and Campbelltown District looking after Divisions 3 and 4.

The competition is so large now, that no single Association has the courts, venue space and facilities to host all four divisions and age groups by itself! Therefore multiple Associations were used simultaneously to host the event, which was another incredible effort from the fantastic volunteer-powered NSW netball community.

In 2017 – the 49th instalment of the Championships – 306 teams, representing 85 Associations, travelled from all over New South Wales to participate in what has long been one of the largest female sporting events in the southern hemisphere.

Stuart Ayres MP, NSW Minister for Sport, was on hand to open the Championships in Penrith on July 1 and paid tribute to the athletes, coaches, officials, volunteers, supporters and staff who went on to make the three days of action memorable.

“These are the best of the best here at the State Age Championships,” he said.

“I want to say a very, very big thank for your commitment to sport in this State. There is a revolution in women’s sport in Australia at the moment and netball has been one of the driving forces behind that.”

“It is great to see so many teams out here this weekend across the three venues where there will be future NSW Swifts, Giants and Australian Diamonds on show.”

Netball NSW President, Wendy Archer AM – in her final State Age Championships address as President – also made special mention of the new spotlight women’s sport found itself in nationwide and highlighted the Championships’ contribution to that.

“The past 12 months have seen some wonderfully positive changes in our sport with the advent of Suncorp Super Netball, and with Netball NSW owning both the NSW Swifts and GIANTS Netball. “

“The young athletes out on court this weekend now have two elite teams to aspire to play for.”

“It is at these Championships where future stars come to the fore and there were stars in the making out on court across the three venues over the course of the 2017 Championships.”

“Netball NSW cannot wait to see what 2018 brings when we will be celebrating 50 years of our State Age competition.”

Netball NSW would also like to extend its sincerest thanks to Samsung, Naming Rights Partner of the 2017 State Age Championships, as well as Major Partners BBX, Australian College of Physical Education (ACPE), SKLZ, The Athletes’ Foot and The Kids’ Cancer Project for their support of the event.

2017 Samsung State Age Championships

Championship Division

Age	Placing	Team
15/U	Winner Runners-Up	Wyong District Baulkham Hills Shire
14/U	Winner Runners-Up	Manly Warringah Liverpool City
13/U	Winner Runners-Up	Northern Suburbs Manly Warringah
12/U	Winner Runners-Up	Ku-ring-gai Liverpool City

Division Two

Age	Placing	Team
15/U	Winner Runners-Up	Blue Mountains Inner Western Suburbs
14/U	Winner Runners-Up	Hawkesbury City Bankstown City
13/U	Winner Runners-Up	Orange Wagga Wagga
12/U	Winner Runners-Up	Charlestown Lakeside

Division Three

Age	Placing	Team
15/U	Winner Runners-Up	Kiama Muswellbrook
14/U	Winner Runners-Up	Leeton Shoalhaven
13/U	Winner Runners-Up	Nelson Bay Muswellbrook
12/U	Winner Runners-Up	Barellan & District Queanbeyan

Division Four

Age	Placing	Team
15/U	Winner Runners-Up	Griffith Mudgee District
14/U	Winner Runners-Up	Taree & District Singleton
13/U	Winner Runners-Up	Cessnock Temora
12/U	Winner Runners-Up	Leeton Tumut

Court Craft Night Interdistrict



The 2017 Court Craft Night Interdistrict competition concluded after 10 weeks of pulsating action at the Genea Netball Centre in Sydney Olympic Park.

Sixty teams across 10 divisions took part in 2017 with the winners decided on a first past the post basis.

As ever, Netball NSW was delighted to see so many committed and enthusiastic netballers continue to hit the courts right up until the Christmas season.

Claire Dale, Competitions Manager at Netball NSW, paid tribute to everyone to who took part in the 2017 tournament.

“The Court Craft Night Interdistrict competition brought the curtain down on what was another amazing year for netball in NSW,” Dale said.

“It is always fantastic to see so many players come out week on week after what’s already been a long season for everyone.

“I think this really shows how much they love the game and playing the Night Interdistrict competition. The end of it always marks the time for a well-deserved break for players, coaches, volunteers, officials and supporters.

“It is also very important for us to thank Court Craft for their continued support of this competition.

“Their contribution really helps us not just grow the sport, but instil love of it in our participants.”

2017 Court Craft Night Interdistrict Results

Age	Placing	Team
Division 1	Winner Runners-Up	Penrith District Eastwood Ryde
Division 2	Winner Runners-Up	Hills District Randwick
Division 3	Winner Runners-Up	Camden & District Liverpool City
Division 4	Winner Runners-Up	Ku-ring-gai Blacktown City
Division 5	Winner Runners-Up	Hills District Inner Western Suburbs
Division 6	Winner Runners-Up	Ku-ring-gai Eastwood Ryde
Division 7	Winner Runners-Up	Gosford Sutherland Shire
Division 8	Winner Runners-Up	Ku-ring-gai Hills District
Division 9	Winner Runners-Up	Penrith District Camden & District
Division 10	Winner Runners-Up	Eastwood Ryde Baulkham Hills Shire

Social Masters



Friends, fine weather, singalongs and plenty of on-court action were the hallmarks of an amazing weekend at the Illawarra District Netball Association as 39 teams hit the courts for the 2017 Social Masters.

In total 339 players took part with 39 umpires keeping things running smoothly as 195 games returned a total of 5441 goals over the course of Saturday and Sunday, 28-29 October.

Teams played in competitive and social competitions.

2017 was the eighth running of the Social Masters and Claire Dale, Competitions Manager at Netball NSW, said the organisation was delighted with the two days in the Illawarra.

"Looking back on the year, this really was an amazing weekend," Dale said.

"We were very lucky to have amazing weather and the Illawarra District Netball Association were fantastic hosts.

"As ever with this tournament we had as much fun off the court as on it, and the camaraderie on show illustrated just how much people cherish the game.

"Netball is about community and to have teams coming from all over NSW shows how popular this competition has become in its eight years of existence.

"I would like to congratulate again all the winners, Best & Fairest teams and players, and the officials, volunteers, supporters and staff who made the 2017 Social Masters possible.

"I look forward to seeing more of the same in Maitland in 2018."

2017 Social Masters – Final Results

Age	Result	Team
Over 35s Competitive	1st (Gold)	Hills Spirit
	2nd (Silver)	Zest PT
	3rd (Bronze)	Huxley
	Best & Fairest Team	Itree Chargers
	Best & Fairest Player (three-way tie)	Corinna Johnson – Huxley Danielle Hall – Port Stephens NA Dream Team Lavania Manara – Hills Spirit
Over 35s Social	1st (Gold)	Oakhill Red
	2nd (Silver)	Sutton Forest
	3rd (Bronze)	Magic Mixture
	Best & Fairest Team	Mittagong Netball Club
	Best & Fairest Player	Jayne Parsons – Not Normal
Over 40s Social	1st (Gold)	Over the Hills
	2nd (Silver)	Valley Vipers
	3rd (Bronze)	Bankstown Chantoozies
	Best & Fairest Team (four-way tie)	Not So Swifts, Retford Rebels, Valley Vipers, Victorious Secret
	Best & Fairest Player	Colleen Jeffries – Retford Rebels

Netball NSW State Cup



Over 100 players from all over NSW hit the courts at the Genea Netball Centre on Saturday and Sunday – 23-24 September – as Hastings Valley were crowned State Cup champions for 2017.

The State Cup, which brings the best Metro and Regional teams in New South Wales together, was set up to determine the State's best Association in the Opens age category. The competition first took place in 2016 when Northern Suburbs won the title.

Nine teams took part in 2017 with the Metro, Hunter, West Central West, Far North Coast, South Coast and North Coast regions all represented.

After a total of 47 games, it was a double celebration for Hastings Valley as they not only took out the State Cup title – ahead of runners up Northern Suburbs – but also the Inter Regional title, awarded to the best-placed regional side, breaking Newcastle's long hold on it.

Claire Dale, Competitions Manager at Netball NSW, said the 2017 State Cup had been another success for the organisation and was gaining its own special place on the netball calendar.

"It is always really special seeing the best from Metro and Regional areas going head to head.

"Hastings Valley were the pick of the teams in 2017 and their success was a testament to that.

"However having athletes, coaches, team managers, umpires, officials, supporters and staff coming together yet again to put on this tournament after long Metro and Regional League campaigns shows how much they love this game.

"That is one of the main things I have noticed about the State Cup as it develops."

2017 State Cup – Final Placings

Championship Division 1

1. Hastings Valley (Winners & Inter Regional Champions)
2. Northern Suburbs (Runners-up)
3. Sutherland
4. Bathurst

Division 2

1. Newcastle (Winner)
2. Lismore (Runners-up)
3. Inner Western Suburbs
4. Baulkham Hills Shire
5. Queanbeyan



Regional State League

BING LEE

Regional League is the premier netball competition in Regions 2-8 of NSW where the area's most talented netballers, coaches, umpires and administrators showcase their skills. Winners are then invited to participate in the Netball NSW State Cup, vying for State Cup and Inter-Regional Champions titles.

Hunter (Region 2)

Div	Placing	Team
1	Winner Runners-Up	Newcastle 21s Newcastle 17s
2	Winner Runners-Up	Wyong District 17s Woy Woy Opens
3	Winner Runners-Up	Westlakes Opens Singleton Opens
4	Winner Runners-Up	Scone 17s Westlakes 17s
5	Winner Runners-Up	Lakeside 15s Newcastle 14s
6	Winner Runners-Up	Lakeside 14s Maitland 14s

Division 1: Newcastle 21s 31 d Newcastle 17s 24.
Newcastle 21s capped off a near-perfect 2017 season by defeating younger counterparts, Newcastle 17s, by seven goals in the Division 1 title decider. The 21s side led from start to finish and never looked in doubt, despite a courageous effort from the 17s.

Division 2: Wyong District 17s 32 d Woy Woy Opens 20

Division 3: Westlakes Opens 38 d Singleton Opens 23

Division 4: Scone 17s 31 d Westlakes 17s 19

Division 5: Lakeside 15s 30 d Newcastle 14s 26

Division 6: Lakeside 14s 27 d Maitland 14s 23

West/Central West (Region 3)

Div	Placing	Team
1	Winner Runners-Up	Bathurst Orange
2	Winner Runners-Up	Orange Forbes
3	Winner Runners-Up	Bathurst WRAS

Division 1: Bathurst 51 d Orange 43.
Orange entered the Grand Final as clear favourites, thanks to their impressive 20 year reign and strong performances throughout the season. However, no one told Bathurst. The visiting side stunned Orange with an impressive, full-court performance earning Bathurst an eight-goal victory and the 2017 Premiers title.

Division 2: Orange 46 d Forbes 37

Division 3: Bathurst 42 d WRAS 36

Far North Coast (Region 4)

Div	Placing	Team
1	Winner Runners-Up	Lismore Opens Ballina Opens

Division 1: Lismore 45 d Ballina 27.
Lismore hit the straps early to set up a handy lead, which helped them to claim the 2017 Premiers title against Runners-Up, Ballina. A young side, Lismore found early momentum which they were able to maintain throughout the 60 minute contest, repelling all of Ballina's advances to finish with a commanding 18-goal victory.

South Coast (Region 5)

Div	Placing	Team
1	Winner Runners-Up	Queanbeyan Opens Illawarra Opens
2	Winner Runners-Up	Illawarra 17s Queanbeyan 17s
3	Winner Runners-Up	Wollondilly Opens Wollondilly 17s

Division 1: Queanbeyan Opens 36 d Illawarra Opens 34.
From the first whistle it was goal for goal between both sides. The break didn't come until the final quarter, with Queanbeyan putting together a full court performance to edge ahead by two goals to claim the 2017 Premiers title.

Division 2: Illawarra 17s 44 d Queanbeyan 17s 38

Division 3: Wollondilly Opens 57 d Wollondilly 17s 34

Northern Inland (Region 6)

Div	Placing	Team
1	Winner Runners-Up	Glen Innes Opens Quirindi Opens
2	Winner Runners-Up	Moree Opens Narrabri
3	Winner Runners-Up	Tamworth 17s Gunnedah

Division 1: Glen Innes 64 d Quirindi 61.

It was a classic Grand Final with Glen Innes and Quirindi going goal-for-goal throughout the game. Neither side could gain the advantage to see the game into Extra Time. Glen Innes opened up a small lead enough for them to hold off a fast-finishing Quirindi to claim the 2017 title.

Division 2: Moree Opens 46 d Narrabri 30

Division 3: Tamworth 17s 32 d Gunnedah 28

North Coast (Region 7)

Div	Placing	Team
1	Winner Runners-Up	Woolgoolga Opens Hastings Valley Opens
2	Winner Runners-Up	Nambucca Valley Opens Macleay Opens
3	Winner Runners-Up	Nambucca Valley 17s Coffs Harbour 17s

Division 1: Woolgoolga Opens 55 d Hastings Valley Opens 40.
A strong shooting combination proved to be the difference with Woolgoolga Opens posting a 15-goal victory to claim the 2017 Premiers title. Evenly matched across the court, Woolgoolga's shooters were a handful for Hastings Valley's defensive unit; breaking away in the final 15 minutes to set up the double digit winning margin.

Division 2: Nambucca Opens 42 d Macleay Opens 31

Division 3: Nambucca 17s 55 d Coffs Harbour 17s 23

Riverina (Region 8)

Div	Placing	Team
1	Winner Runners-Up	Wagga Wagga 17s Barellan 17s

Division 1: Wagga Wagga 17s 64 d Barellan 17s 22.
A strong team effort proved to be the difference with Wagga Wagga posting a commanding 42-goal victory to claim the Riverina title. While Barellan played a well-structured game and showed moments of brilliance, Wagga Wagga's shooters proved difficult to stop to shoot them to the 2017 Premiers title.

2017 Award Winners



Netball NSW President Wendy Archer AM addresses Awards winners at the 2017 State Dinner



2017 NSW Swifts Awards winners



2017 GIANTS Netball Awards winners



Marilyn Melhuish OAM Suncorp Super Netball Player of the Year – Maddy Proud



Tayla Fraser accepts the Marj Groves AM Scholarship Award



Neita Matthews OAM Umpires Award recipient – Jordan Kiss



Lynn Quinn OAM Bench Officials Award – Alan Melville

2017 Netball NSW Awards Winners

Hall of Fame – Heritage

Dunlop Golden Boots

Anne Clark BEM Service Awards

Carole Field – Hastings Valley Netball Association
 Clara Hicks – Randwick Netball Association
 Tania Maree Kane – Lower Clarence Netball Association
 Christine King – Illawarra District Netball Association
 Catherine Nealon – Inner Western Suburbs Netball Association

Marilyn Melhuish OAM Suncorp Super Netball Player of the Year

Maddy Proud – NSW Swifts

Marj Groves AM Scholarship

Tayla Fraser – St George District

Nance Kenny OAM Medal – Premier League Player of the Year

Madeline Hay – Sutherland Stingrays
 Madeleine Taylor – Central Coast Heart

Lynn Quinn OAM Bench Officials Award

Alan Melville – Ku-ring-gai Netball Association

Neita Matthews OAM Umpires Award

Jordan Kiss – Gosford Netball Association

Margaret Corbett OAM Coaches Award

Jenny O’Keeffe – Baulkham Hills Shire Netball Association

Judy Dunbar Media Awards

Best Feature – Adrian Arciuli, SBS
 Community Media Excellence – Western Weekender
 Best Photograph – Mark Kolbe, Getty Images

2017 Nsw Swifts Awards Winners

QBE Most Valued Player

Maddy Proud

Members’ Player of the Year

Maddy Proud

Coaches Player of the Year

Maddy Turner

Players’ Player of the Year

Claire O’Brien

Club Person of the Year

Lukas Cannan

2017 Giants Netball Awards Winners

HCF Most Valuable Player

Serena Guthrie

Members’ Player of the Year

Jo Harten & Sam Poolman

Players’ Player of the Year

Bec Bulley

Club Person of the Year

Simone Freeman



Hall of Fame



After its introduction in 2016, the Netball NSW Hall of Fame Heritage Category welcomed another treasured collection into its vault in 2017: the organisation's nine Golden Boots.

They were inducted into the Hall of Fame by Netball NSW President Wendy Archer AM at the 2017 State Dinner at the Bankstown Sports Club on Saturday 4 November.

Sponsored by footwear company Dunlop, The Golden Boot was the prize awarded to the victorious State at the National Open Championships throughout the 1980s and 1990s.

It was a tournament that NSW dominated as the State Opens team won an amazing nine national titles under the stewardship of Head Coach Margaret Corbett OAM and Team Manager Marilyn Melhuish OAM.

Great stories also developed around the game at that time. Corbett became famous all over NSW as she went from town to town, and Association to Association, in her trusty Mazda 626 to find the best talent she could to bring success to the State.

Thus it came to pass that NSW won Golden Boots in 1984, 1985, 1987, 1988, 1989, 1990, 1991, 1992, and 1993. The netball shoe was dipped in gold, a fitting way to mark a golden age of success for Netball NSW.

"Long before Suncorp Super Netball, the Trans-Tasman Netball League and Commonwealth Bank Trophy, there was The Golden Boot," Archer said when inducting the Golden Boots into the Hall of Fame.

"Not only did the NSW dominate the Golden Boot, players such as Lisa Beehag, Susan Kenny OAM, Nicole Cusack, Carissa Tombs OAM, Keeley Devery OAM, Marcia Ella-Duncan OAM, Sharon Finnan, Wendy Etherington, Natallie Avellino, Cheryl McCormack, Marianne Murphy, Annie Sargeant OAM, Karan Bulloch and Catriona Wagg OAM all became staples of the Australian Diamonds team.

"No matter the weather, come rain, hail or shine – and in an era when Diamonds would star for Australia against the Kiwis one week then play on their local Clubs' outdoor courts the next, netball in NSW excelled back then as it does today.

"Margaret and her motor car were 'fast and determined' to ensure best players would bring more gold to NSW.

"It was one of our golden periods and we were delighted to induct these nine Golden Boots into the Netball NSW Hall Of Fame."

Hall of Fame (cont.)



Anne Clark BEM* (2004)



Amy Dobbie* (2004)




Sue Kenny OAM (2004)



Anne Sargeant OAM (2004)



Keeley Devery OAM (2005)



Carissa Tombs OAM (2005)



Margaret Corbett OAM (2006)



Terese Kennedy (2006)



Maureen Boyle OAM (2007)



Nicole Cusack (2007)



Nola Green* (2008)



Carole Sykes* (2008)



Margaret Morris* (2009)



Lois Green (2009)



Dorothy McHugh (2010)



Catriona Wagg OAM (2010)



Marie Dunn OAM* (2011)



Marjorie Groves AM* (2011)



Nance Kenny OAM* (2011)



Neita Matthews OAM (2011)



Edna Ross* (2012)



Karan Smith (2012)



Lisa Beehag (2011)



Sharon Finnan OAM (2011)



Elizabeth Ellis AM (2013)



Barbara Long OAM (2013)



Edna Pritchard* (2014)



Helen Mann* (2014)



Marilyn Melhuish OAM (2014)



Vicki Kerr OAM (2014)



Alison Broadbent (2015)



Evie Carpenter* (2015)



Selina Gilson (2015)



Moira McGuinness MBE* (2015)



Marcia Ella-Duncan OAM (2016)

Netball NSW Life Members

1950	Mary Matheson*	1974	May Hackett MBE*	2000	Lynn Quinn OAM
1952	Edna Ross*	1975	Moira McGuinness MBE*	2001	Anne Doring OAM
1964	Margaret Morris*	1978	Pat Weston OAM*	2004	Marilyn Melhuish OAM
1966	Nance Kenny OAM*	1980	Neita Matthews OAM	2007	Kath Fullagar OAM
1967	Marie Dundon*	1981	Marj Groves AM*	2008	Maureen Boyle OAM
1968	Anne Clark BEM*	1982	Margaret Corbett OAM	2010	Anne Sargeant OAM
1970	Amy Dobbie*		Barbara Long OAM	2012	Yvonne Richardson
1970	Dorothy McHugh OAM	1985	Audrey Davis OAM*	2016	Wendy Archer AM
1972	Eileen Percy*	1989	Marie Dunn OAM*	2017	Dr Grace Bryant OAM

Current Patron

Neita Matthews OAM

Former Patrons

Irene Booth*
Anne Clark BEM*
Fay LoPo' AM
Lady Susan Martin

* Deceased



Anne Clark BEM Service Award



1976

Margaret Corbett OAM – Sutherland Shire
Jean Gee OAM* – Manly Warringah
Moira McGuinness MBE* – Sutherland Shire
Irene Pychtin – Eastwood-Ryde

1977

Val Curran* – Illawarra & District
Marj Groves AM* – Sutherland Shire
Pam Hall* – Manly Warringah
Gai O'Sullivan – Eastwood-Ryde
Joy White (Lister) – Manly Warringah

1978

Edna Jenkin* – Illawarra & District
Barbara Long OAM – Liverpool City
Neita Matthews OAM – Eastwood-Ryde
Betty Moore – Bankstown City
Jean Peare OAM* – Hawkesbury City
Mavis Shipway* – Sutherland Shire
Gladys Waugh* – St George

1979

Evelyn Bywater – Western Suburbs
Agnes Ellis* – Sutherland Shire
Molly Smith* – Lakeside

1980

Val Oliver* – Illawarra & District
Kath Whiteley – Liverpool City

1981

Clare Lear* – Illawarra & District

1982

Pat Craig – Gosford
Margaret Elder – Baulkham Hills
Evelyn Langbein OAM – Manly Warringah

1983

Beatrice Bessell – Hawkesbury City
Myra Bradley – Illawarra & District
Maureen Greentree – Sutherland Shire
Robyn Kenny – Forbes
Beryl Mooney* – Tamworth

1984

Adele Saunders OAM – Newcastle

1986

Dot Lockwood* – Tamworth
June Roby – Westlakes

1987

Joan Buttriss* – Penrith District
Marie Dunn OAM* – Parramatta-Auburn
Betty McGirr – Illawarra
Gai Urquhart – Newcastle

1988

Carol Baiton OAM – Young/Shoalhaven

1990

Lorna Allen – Newcastle
Val Lalor* – Eastwood-Ryde
Peggy Moore – Singleton
Cath Penning – Liverpool City

1991

Jeanette Wright – Ku-ring-gai

1992

Nance Dwyer – Newcastle
Sheila Eather* – Hawkesbury City

1993

Clare Loughland – Manly Warringah

1994

Jill Beckhaus – Penrith District
Anne Marie Osborne – Lithgow
Frances Smith – Tamworth
Myrtle Williams* – Sutherland Shire

1996

Ivy Haughey* – St George
Margaret McGrath* – Lakeside
Sue Mitchell – Shoalhaven

1997

Madeleine Allen – Westlakes
Noeline Boyce – Maitland
Joy Charles – Illawarra & District
Maureen Long – Liverpool City
Irene Murray – Charlestown

1998

Eulalie Hayes – Grafton
Kath Fullager OAM – Bankstown City

1999

Pat Bishop* – Sutherland Shire
Joan Burge* – Northern Suburbs
Margaret Smith – Penrith District

2000

Maureen Boyle OAM – Manly Warringah
Shirley Connolly – Campbelltown
Shirley Fitzgerald* – Lakeside
Joan Marscham* – Eastwood-Ryde
Brenda Williams – Ku-ring-gai

2001

Barbara Bird – Maitland
Joan Brook – Gosford
Christine Byng* – Bankstown City
Maureen Goetze* – Blue Mountains
Coralie Newman – Manly Warringah

2002 March

Pam Guyer OAM* – Macleay
June Jarman* – Westlakes
Yvonne Keegan – Orange
Lesley Quinn* – Northern Suburbs
Gwen Winsor – Manly Warringah

2002 November

Margaret Burke – Sutherland Shire
Valda Hampson – Woy Woy
Carmel Higgins OAM – Blue Mountains
Estelle Lawler – Liverpool City
Vera Wiltshire OAM* – Manly Warringah

2003

Robyn Bates – Eastwood-Ryde
Laurie Bissaker – Inner Western Suburbs
Roslyn De Luca OAM – Manly Warringah
Colleen Kime – Blue Mountains
Diane Pascoe – Charlestown

2004

Helen Andrews – St George
Len Burgess – Hills District
Betty Greenaway* – Fairfield City
Rena Spears – Queanbeyan
Patricia Yeomans – Parramatta-Auburn

2005

Helen Cane – Baulkham Hills
Helene Herbert – St George
Kay Hodge – Ulladulla
Lynne Middleton – Orange
Lesley Morgan* – Sutherland Shire

2006

Cathy Aird – Baulkham Hills
Val Brunner – Kiama
Beverley Dew OAM – Manly Warringah
Kay Smith – Lower Clarence
Rhonda Swindale – Ulladulla

2007

Margaret Cliff – Manly Warringah
Berwyn Collings – Ku-ring-gai
Lesley Milner – Hills District
Aileen Shutt – Newcastle
Beverleen Woodward – Queanbeyan

2008

Cheryl Cairns – Kurri Kurri
Cheryl Hamilton – Inner Western Suburbs
Norma Lowe – Ulladulla
Sandra Marks – Blacktown City
Myra Zacher – Coffs Harbour

2009

Robyn Butler – Ulladulla
Noni Greentree* – Manly Warringah
Joy Grogan – Westlakes
June & Norm* Rogers – Illawarra & District
Kevin Smith OAM – Newcastle

2010

June Backshall – Ballina
Ellen Monaghan – Newcastle
Margaret Nolan – Westlakes
Shirley O'Brien – Ballina
Kate Thornborough – Coffs Harbour

2011

Robyn Aitkin – Sutherland Shire
Pamela Burt – Westlakes
Lorraine Everitt – Baulkham Hills
Toni Field – Northern Suburbs
Anne Tait – Inner Western Suburbs

2012

Vivienne Bertenshaw – Hawkesbury City
Marie Caddies – Charlestown
Helen Dean – Manly Warringah
Sue Denman – Port Stephens
Ernita McGrath* – Dubbo

2013

Marian Chilvers – Westlakes
Julie Gates – Armidale
Janice Jackson – Penrith District

2014

Marilyn Latham – Eastwood Ryde
Annette Rowe – Baulkham Hills
Betty Spillane – Inner Western Suburbs
Margaret West – Charlestown

2015

Laurel Cunico – Baulkham Hills Shire
Linda Free – St George District
Margaret Spackman – Forbes
Margaret Thoms – Woy Woy Peninsula
Beverly Thorpe – Shoalhaven

2016

Stephanie Bortkevich – Newcastle
Ken Eberbach – Ku-ring-gai
June Haynes – Northern Suburbs
Ann O'Mara – Sutherland Shire
Leslie Smith OAM – Charlestown

2017

Carole Field – Hastings Valley
Clara Hicks – Randwick
Tania Maree Kane – Lower Clarence
Christine King – Illawarra District
Catherine Nealon – Inner West

* Deceased





Financial Report



2017



The New South Wales Netball Association Limited

ABN: 19 001 685 007

Annual report

31 December 2017

Contents

	Page
Directors' report	2
Auditor's independence declaration	6
Financial report	
Statement of profit or loss and other comprehensive income	7
Statement of changes in equity	8
Statement of financial position	9
Statement of cash flows	10
Notes to the financial statements	11
Directors' declaration	22
Independent auditor's report	23

Directors' report

For the year ended 31 December 2017

The directors present their report together with the financial report of the New South Wales Netball Association Limited ("the Company") for the year ended 31 December 2017 and the auditor's report therein.

1. Directors

The directors of the Company at any time during or since the end of the financial year are:

Name and qualifications	Other directorships	Responsibilities	Appointed/ Resigned
W Archer AM	Australian Rescue Management Pty Ltd InteRisk P/L	President	Director since 20 March 1999
M Baron-Hay	Baron-Hay Investments Pty Ltd Jobet Nominees Pty Ltd Kingston Develco Pty Ltd Homebase Management Pty Ltd CTE Investments Pty Ltd	Director	Appointed Since 21 February 2017
C Campbell	Sport NSW Cartridge World Parramatta Complete Event Management Venues NSW	Director Officer and Director Director	Director since 9 May 2006
J Drakos	Keats Street Services P/L Keats Street Property & Events	Director	Director since 25 March 2012
C Feldmanis	Perpetual Equity Investment Company Ltd Uniting Financial Services Limited Feldmanis & Associates Pty Ltd Bell Asset Management Ltd Crown Holiday Parks Trust Hunter Water Corporation FIIG Securities Ltd	Director	Appointed since 29 March 2014
J Hahn	Nil	Director	Director since 26 March 2000
R Havrlant	Havrlant Family Trust Hava Investa Pty Ltd Polava P/L	Director	Director since 3 March 2007
C Murphy	Proqual Property Services P/L Proqual Super Fund	Director	Director since 7 March 2009
L Sullivan	Cleary Bros (Bombo) Pty Ltd Bridon Pty Ltd Bombo Holdings Pty Ltd	Director	Director since 5 May 2015
R Watson OAM	Nil	Director	Director since 29 March 2003

Directors' report (continued)

For the year ended 31 December 2017

2. Directors' meetings

The number of directors' meetings held and attended by each of the directors of the Company during the financial year are:

Director	BOARD MEETINGS	
	Number of Meetings Attended	Number of Meetings Held *
W Archer AM	9	10
M Baron-Hay	9	9
C Campbell	10	10
J Drakos	10	10
C Feldmanis	10	10
J Hahn	9	10
R Havrlant	9	10
C Murphy	10	10
L Sullivan	10	10
R Watson OAM	10	10

* Reflects the number of meetings held during the time the director held office during the year.

3. Company Secretary

Mr Michael Anderson was appointed to the position of Company Secretary on 1 April 2014, and Mr Anderson is currently the Company's Chief Operating Officer and a Justice of the Peace for NSW.

4. Principal activities

The principal activities of the Company during the course of the financial year were to administer the sport of netball throughout New South Wales, including the operation of Suncorp Super Netball League clubs, the NSW Swifts and GIANTS Netball.

There were no significant changes in the nature of the activities of the Company during the year.

Company performance is regularly measured against:

- Key Performance Indicators contained in the Company's Strategic Plan;
- Demographic analysis of participation numbers, potential players, and lost players;
- Reporting against funded projects from external stakeholders;
- Delivery of programs to enhance retention and recruitment of players and volunteers throughout regional and metropolitan NSW;
- Feedback from member associations and other key stakeholders;
- Financial forecasts and budgets approved by the Directors;
- Commercial/sponsorship, membership and ticketing targets set;
- Performance and development of NSW teams in elite competitions; and
- Court usage levels at Genea Netball Centre for netball competitions, training and development programs and also non-netball activity.

The Company's long term objectives are to promote, encourage and oversee the game of Netball from the junior to elite levels throughout New South Wales and to generally take such action as may be considered conducive to the best interests of the game.

Directors' report (continued)

For the year ended 31 December 2017

4. Principal activities (continued)

In order to ensure the long term objectives are being met, the Company will:

- Organise, conduct, and develop competitions within New South Wales from junior to elite levels;
- Promote competition matches between affiliated associations and to institute, regulate and control all championship competition between those affiliated associations;
- Select and manage netball teams to represent New South Wales in matches against teams representing other States and Territories of Australia and outside Australia;
- Affiliate with and support Netball Australia Limited or such other organisation as shall from time to time exist for the promotion, regulation and control of Netball throughout Australia;
- Work closely and collaboratively with Netball Australia and the Suncorp Super Netball league teams to assist in the delivery of an SSN competition that promotes the self-sustaining economic viability and growth of the League and clubs and drives increased investment in netball;
- Measure and monitor company performance against business plans and benchmarks set; and
- Maximise the usage of the Genea Netball Centre facility with both Netball and non-Netball related activities as considered appropriate.

The Company's short term objectives are to increase participation numbers at Junior through to elite levels of the game throughout NSW. We aim to provide a link into elite pathways of the sport, and to create and implement programs which will enhance the education of all participants (players, coaches, umpires, game officials etc) thus ensuring the sustainability and growth of the sport.

In order to ensure the short term objectives are met, the Company will:

- Provide opportunities for regular feedback from District personnel to Netball NSW to support and enhance membership promotions;
- Review current member needs and document requirements;
- Develop additional supporting competitions;
- Develop a sporting program and associated marketing campaign to introduce young children to become current and future players and supporters;
- Measure and monitor performance at all levels against agreed targets, KPIs and goals including commercial and sponsorship budgets set;
- Conduct a review of the delivery of coaching, and umpiring programs and player pathways;
- Continually update and align the operations of Netball NSW at all levels with regulatory controls; and
- Maximise the usage of the Genea Netball Centre facility with both Netball and non-Netball related activities as considered appropriate.

5. Operating financial review

The profit from operating activities before depreciation and amortisation expenses and financing income amounted to \$338,742 (2016: \$328,270). The loss from ordinary activities after tax for the year amounted to \$1,453,444 (2016: \$1,434,478). Revenue from affiliation and capitation fees (including NetSetGo registration income) amounted to \$6,612,022 compared with \$6,245,602 for the prior year.

6. Significant changes in the state of affairs

In the opinion of the directors there were no significant changes in the state of affairs of the Company that occurred during the financial year under review.

Directors' report (continued)

For the year ended 31 December 2017

7. Dividends

The Company is a non-profit organisation and is prevented by its constitution from paying dividends.

8. Environmental regulation

The Company's operations are not subject to any significant environmental regulations under either Commonwealth or State legislation.

9. Events subsequent to reporting date

There has not arisen in the interval between the end of the financial year and the date of this report any item, transaction or event, not outlined above, that is of a material and unusual nature likely, in the opinion of the directors of the Company, to affect significantly the operations of the Company, the results of those operations, or the state of affairs of the Company, in future financial years.

10. Likely developments

The directors do not anticipate any other particular development in the operations of the Company which will affect the result in subsequent years aside from the matters noted in the significant changes in the state of affairs section.

11. Indemnification and insurance of officers

The Company has provided for and paid premiums during the year for directors' and officers' liability and legal expenses insurance contracts.

12. Membership

The Company is incorporated and domiciled in Australia as a Company limited by guarantee. In accordance with the Constitution of the Company, every member of the Company undertakes to contribute an amount limited to \$1 per member in the event of the winding up of the Company during the time that he or she is a member or within one year thereafter. At 31 December 2017 there were 113,356 members (2016: 114,087 members).

13. Lead auditor's independence declaration

The lead auditor's independence declaration, as required under section 307C of the Corporations Act 2001, is set out on page 6 of this annual report and forms part of the directors' report for the financial year ending 31 December 2017.

This report is made with a resolution of the directors:

Dated at Sydney this 20th day of February 2018.



Wendy Archer AM
President



Christine Feldmanis
Director



Lead Auditor's Independence Declaration under Section 307C of the Corporations Act 2001

To the Directors of New South Wales Netball Association Limited

I declare that, to the best of my knowledge and belief, in relation to the audit of New South Wales Netball Association Limited for the financial year ended 31 December 2017 there have been:

- i. no contraventions of the auditor independence requirements as set out in the *Corporations Act 2001* in relation to the audit; and
- ii. no contraventions of any applicable code of professional conduct in relation to the audit.



KPMG



Cameron Roan

Partner

Sydney

20 February 2018

The New South Wales Netball Association Limited

Statement of profit or loss and other comprehensive income

For the year ended 31 December 2017

	Note	2017 \$	2016 \$
Revenue from rendering of services	6	14,461,674	11,377,622
Revenue from sale of goods		22,612	70,203
Total revenue		14,484,286	11,447,825
Cost of goods sold		(13,336)	(47,252)
Employee expenses	5	(6,542,923)	(5,146,885)
Administration expenses		(734,887)	(613,958)
Netball Australia - Annual Contribution, NetSetGO and MyNetball expenses		(1,272,138)	(1,136,761)
Insurance expense		(612,738)	(534,953)
Genea Netball Centre operating expenses		(398,070)	(349,424)
Coaching, umpiring and sports development expenses		(343,678)	(306,921)
Competition and events (Non-SSN) expenses		(645,348)	(732,561)
Sports development grant expenses		(41,762)	(43,163)
ANL, state teams and academy expenses		(415,643)	(342,722)
NSW Swifts team expenses		(412,411)	(486,602)
GIANTS Netball team expenses		(411,487)	(51,572)
NSW Swifts venue, membership, & events expenses		(441,982)	(530,607)
GIANTS Netball venue, membership, & events expenses		(551,339)	(2,568)
Value-in-kind expenses		(659,883)	(174,873)
Advertising, sponsorship, marketing and media expenses		(707,545)	(570,951)
Genea Netball Centre development expenses		-	(47,782)
Loss/Gain on disposal of property, plant & equipment		59,626	-
Total expenses		(14,145,544)	(11,119,555)
Earnings from operating activities before financing income and depreciation and amortisation		338,742	328,270
Depreciation & amortisation		(1,804,127)	(1,780,523)
Results from operating activities		(1,465,385)	(1,452,253)
Financing income		11,941	17,775
Net Finance income	8	11,941	17,775
Net (loss) / profit for the period		(1,453,444)	(1,434,478)
Other comprehensive income		-	-
Total comprehensive income for the period		(1,453,444)	(1,434,478)

The statement of profit or loss and other comprehensive income is to be read in conjunction with the notes to the financial statements set out on pages 11 to 21.

The New South Wales Netball Association Limited
Statement of changes in equity

For the year ended 31 December 2017

	2017	2016
	\$	\$
Retained earnings opening balance 1 January	32,893,896	34,328,374
(Loss) / profit for the period	(1,453,444)	(1,434,478)
Total comprehensive income for the period	<u>(1,453,444)</u>	<u>(1,434,478)</u>
Transactions with owners, recorded directly in equity	-	-
Retained earnings closing balance 31 December	<u>31,440,452</u>	<u>32,893,896</u>

The statement of changes in equity is to be read in conjunction with the notes to the financial statements set out on pages 11 to 21.

The New South Wales Netball Association Limited Statement of financial position

As at 31 December 2017

	Note	2017 \$	2016 \$
Assets			
Cash and cash equivalents	9	1,758,003	2,037,455
Trade and other receivables	10	1,226,438	238,152
Inventories		3,125	4,629
Other	11	411,254	196,038
Total current assets		3,398,820	2,476,274
Sinking Fund	11	150,000	100,000
Property, plant and equipment	12	31,627,528	33,164,038
Total non-current assets		31,777,528	33,264,038
Total assets		35,176,348	35,740,312
Liabilities			
Trade and other payables	13	2,584,866	1,671,939
Loans and borrowings		62,578	68,711
Provisions	14	689,114	689,114
Employee benefits	15	253,373	208,126
Total current liabilities		3,589,931	2,637,890
Loans and borrowings		101,551	157,996
Employee benefits	15	44,414	50,530
Total non-current liabilities		145,965	208,526
Total liabilities		3,735,896	2,846,416
Net assets		31,440,452	32,893,896
Members' funds			
Members equity and retained profits		31,440,452	32,893,896
Total members' funds		31,440,452	32,893,896

The statement of financial position is to be read in conjunction with the notes to the financial statements set out on pages 11 to 21.

The New South Wales Netball Association Limited
Statement of cash flows

For the year ended 31 December 2017

	Note	2017 \$	2016 \$
Cash flows from operating activities			
Cash receipts from customers, members and sponsors		14,845,600	12,833,875
Cash paid to suppliers and employees		<u>(14,816,424)</u>	<u>(12,236,454)</u>
Net cash from operating activities		<u>29,176</u>	<u>597,421</u>
Cash flows from investing activities			
Interest received		11,941	17,775
Proceeds from sale of property, plant and equipment		80,785	-
Acquisition of property, plant and equipment		(288,776)	(259,606)
Proceeds to sinking fund		(50,000)	(100,000)
Payments from loans and borrowings		<u>(62,578)</u>	<u>-</u>
Net cash (used) in investing activities		<u>(308,628)</u>	<u>(341,831)</u>
Net increase/(decrease) in cash and cash equivalents		(279,452)	255,590
Cash and cash equivalents at 1 January		<u>2,037,455</u>	<u>1,781,865</u>
Cash and cash equivalents at 31 December	9	<u>1,758,003</u>	<u>2,037,455</u>

The statement of cash flows is to be read in conjunction with the notes to the financial statements set out on pages 11 to 21

The New South Wales Netball Association Limited

Notes to the financial statements

1. Reporting entity

The New South Wales Netball Association Limited (the "Company") is a company domiciled in Australia.

The Company is a not-for-profit entity and is primarily involved in administering the sport of netball throughout New South Wales.

2. Basis of preparation

(a) Statement of compliance

In the opinion of the directors, the Company is not publicly accountable. The financial statements are Tier 2 general purpose financial statements which have been prepared in accordance with Australian Accounting Standards – Reduced Disclosure Requirements adopted by the Australian Accounting Standards Board and the Corporations Act 2001. These financial statements comply with Australian Accounting Standards – Reduced Disclosure Requirements.

The financial statements were approved by the Board of Directors on 20th February 2018.

(b) Basis of measurement

The financial statements have been prepared on the historical cost basis.

(c) Functional and presentation currency

These financial statements are presented in Australian dollars, which is the Company's functional currency.

(d) Use of estimates and judgements

The preparation of financial statements requires management to make judgements, estimates and assumptions that affect the application of accounting policies and the reported amounts of assets, liabilities, income and expenses. Actual results may differ from these estimates.

Estimates and underlying assumptions are reviewed on an ongoing basis. Revisions to accounting estimates are recognised in the period in which the estimate is revised and in any future periods affected.

(e) New standards and interpretations not yet adopted

A number of new standards, amendments to standards and interpretations are effective for annual periods beginning after 1 January 2015, and have not been applied in preparing these financial statements. Those which may be relevant to the Company are set out below. The Company does not plan to adopt this standard early and the extent of the impact has not been determined.

The New South Wales Netball Association Limited Notes to the financial statements (continued)

2. Basis of preparation (continued) (c) New standards and interpretations not yet adopted (continued)

AASB 9 Financial Instruments (2014)

AASB 9, approved in December 2014, replaces the existing guidance in AASB 139 Financial Instruments: Recognition and Measurement. AASB 9 includes revised guidance on the classification and measurement of financial instruments, including a new expected credit loss model for calculating impairment on financial assets, and the new general hedge accounting requirements. It also carries forward the guidance on recognition and derecognition of financial instruments from AASB 139.

AASB 9 is effective for annual reporting periods beginning on or after 1 January 2018.

AASB 15 Revenue from Contracts with Customers

AASB 15 establishes a comprehensive framework for determining whether, how much and when revenue is recognised. It replaces existing revenue recognition guidance, including AASB 118 Revenue, AASB 111 Construction Contracts and IFRIC 13 Customer Loyalty Programmes.

AASB 15 is effective for annual reporting periods beginning on or after 1 January 2017.

AASB 16 Leases

AASB 16 removes the classification of leases as either operating lease or finance leases - for the lessee - effectively treating all leases as finance leases. Short-term leases (less than 12 months) and leases of low-value assets (such as personal computers) are exempt from the lease accounting requirements. There are also changes in accounting over the life of the lease. In particular, companies will recognise a front-loaded pattern of expenses for most leases, even when they pay constant rentals.

AASB 16 is effective for annual reporting periods beginning on or after 1 January 2019, with early adoption permitted where AASB 15 Revenue from Contracts with Customers is adopted at the same time.

The Company is assessing the potential impact on its financial statements resulting from the application of AASB 16.

3. Significant accounting policies

The accounting policies set out below have been applied consistently to all periods presented in these financial statements. Certain comparative amounts have been reclassified to conform with the current year's presentation.

(a) Property, plant and equipment

(i) Owned assets

Items of property, plant and equipment are stated at cost less accumulated depreciation (see below) and impairment losses (see accounting policy (e)).

Where parts of an item of property, plant and equipment have different useful lives, they are accounted for as separate items of property, plant and equipment.

Intangible assets, other than goodwill and expenditure on research and development that are acquired by the Company and have finite useful lives are measured at cost less accumulated depreciation and any accumulated impairment losses.

The New South Wales Netball Association Limited
Notes to the financial statements (continued)

3. Significant accounting policies (continued)

(a) Property, plant and equipment (continued)

(ii) Leased assets

Leases in terms of which the Company assumes substantially all the risks and rewards of ownership are classified as finance leases. Other leases are classified as operating leases.

(iii) Subsequent costs

The Company recognises in the carrying amount of an item of property, plant and equipment the cost of replacing part of such an item when that cost is incurred if it is probable that the future economic benefits embodied within the item will flow to the Company and the cost of the item can be measured reliably. All other costs are recognised in the income statement as an expense as incurred.

(iv) Depreciation

Depreciation is charged to the income statement on a diminishing value basis over the estimated useful lives of each part of an item of property, plant and equipment. The estimated useful lives in the current and comparative periods are as follows:

	2017	2016
Buildings	25 years	25 years
Cafe Fit-out	5 years	5 years
Furniture and fittings	5-11 years	5-11 years
Equipment	3-11 years	3-11 years
Motor vehicles	3 years	3 years
Website development and software	3 years	3 years

The residual value, if not insignificant, is reassessed annually.

(b) Trade and other receivables

Trade and other receivables are stated at their cost less impairment losses (see accounting policy (e(i))).

(c) Inventories

Inventories are stated at the lower of cost and net realisable value. Net realisable value is the estimated selling price in the ordinary course of business, less the estimated costs of completion and selling expenses.

(d) Cash and cash equivalents

Cash and cash equivalents comprise cash balances and call deposits.

(e) Impairment

The carrying amounts of the Company's assets, other than inventories (see accounting policy (c)), are reviewed at each balance sheet date to determine whether there is any indication of impairment. If any such indication exists, the asset's recoverable amount is estimated (see accounting policy (e(i))).

An impairment loss is recognised whenever the carrying amount of an asset or its cash-generating unit exceeds its recoverable amount. Impairment losses are recognised in the income statement, unless an asset has previously been revalued, in which case the impairment loss is recognised as a reversal to the extent of that previous revaluation with any excess recognised through profit or loss.

The New South Wales Netball Association Limited Notes to the financial statements (continued)

3. Significant accounting policies (continued) (e) Impairment (continued)

Impairment losses recognised in respect of cash-generating units are allocated first to reduce the carrying amount of any goodwill allocated to cash-generating units (group of units) and then, to reduce the carrying amount of the other assets in the unit (group of units) on a pro rata basis.

(i) Calculation of recoverable amount

The recoverable amount of the Company's investments in receivables carried at amortised cost is calculated as the present value of estimated future cash flows, discounted at the original effective interest rate (i.e., the effective interest rate computed at initial recognition of these financial assets). Receivables with a short duration are not discounted.

The recoverable amount of other assets is the greater of their fair value less costs to sell and value in use. In assessing value in use, the estimated future cash flows are discounted to their present value using a pre-tax discount rate that reflects current market assessments of the time value of money and the risks specific to the asset. For an asset that does not generate largely independent cash inflows, the recoverable amount is determined for the cash-generating unit to which the asset belongs.

(ii) Reversals of impairment

An impairment loss in respect of a receivable carried at amortised cost is reversed if the subsequent increase in recoverable amount can be related objectively to an event occurring after the impairment loss was recognised.

An impairment loss in respect of other assets is reversed if there has been a change in the estimates used to determine the recoverable amount.

An impairment loss is reversed only to the extent that the asset's carrying amount does not exceed the carrying amount that would have been determined, net of depreciation or amortisation, if no impairment loss had been recognised.

(f) Employee benefits

(i) Defined contribution plans

Obligations for contributions to defined contribution plans are recognised as an expense in the profit or loss in the period during which services are rendered by employees. Prepaid contributions are recognised as an asset to the extent that a cash refund or a reduction in future payment is available.

(ii) Long-term service benefits

The Company's net obligation in respect of long-term service benefits, other than pension plans, is the amount of future benefit that employees have earned in return for their service in the current and prior periods. The obligation is calculated using expected future increases in wage and salary rates including related on-costs and expected settlement dates, and is discounted using the rates attached to the Commonwealth Government bonds at the balance sheet date which have maturity dates approximating to the terms of the Company's obligations.

(iii) Wages, salaries, annual leave, sick leave and non-monetary benefits

Liabilities for employee benefits for wages, salaries, annual leave and sick leave that are expected to be settled within 12 months of the reporting date represent present obligations resulting from employees' services provided to reporting date, are calculated at undiscounted amounts based on remuneration wage and salary rates that the Company expects to pay as at reporting date including related on-costs, such as workers compensation insurance and payroll tax.

The New South Wales Netball Association Limited

Notes to the financial statements (continued)

3. Significant accounting policies (continued)

(g) Trade and other payables

Trade and other payables are stated at cost.

(h) Revenue

Sale of goods

Revenue from the sale of goods is measured at the fair value of the consideration received or receivable, net of returns and allowances, trade discounts and volume rebates. Revenue is recognised when there is persuasive evidence, usually in the form of executed sales agreements, that the significant risks and rewards of ownership have been transferred to the buyer, recovery of the consideration is probable, the associated costs and possible return of goods can be estimated reliably, and there is no continuing management involvement with the goods.

Rendering of services

Rendering of services revenue represents revenue earned from the Company's trading activities, including membership, sponsorship, funding and gate receipts. Revenue from services rendered is recognised in profit or loss in proportion to the stage of completion of the transaction at the reporting date.

Government grants

The company is supported by grants received from the federal and state governments. Grants received on the condition that specified services are delivered, or conditions are fulfilled, are considered reciprocal. Such grants are initially recognised as a liability and revenue is recognised as services are performed or conditions fulfilled. Revenue from non-reciprocal grants is recognised when the company obtains control of the funds.

(i) Finance income and expenses

Finance income comprises interest income on funds invested and interest income is recognised as it accrues, using the effective interest method.

Finance expenses comprise interest expense on borrowings. All borrowing costs are recognised in profit or loss using the effective interest method.

(j) Segment reporting

A segment is a distinguishable component of the Company that is engaged either in providing products or services (business segment), or in providing products or services within a particular economic environment (geographical segment), which is subject to risks and rewards that are different from those of other segments.

(k) Goods and services tax

Revenue, expenses and assets are recognised net of the amount of goods and services tax (GST), except where the amount of GST incurred is not recoverable from the taxation authority. In these circumstances, the GST is recognised as part of the cost of acquisition of the asset or as part of the expense.

The New South Wales Netball Association Limited

Notes to the financial statements (continued)

3. Significant accounting policies (continued)

(k) Goods and services tax (continued)

Receivables and payables are stated with the amount of GST included. The net amount of GST recoverable from, or payable to, the taxation authority is included as a current asset or liability in the statement of financial position.

Cash flows are included in the statement of cash flows on a gross basis. The GST components of cash flows arising from investing and financing activities which are recoverable from, or payable to, the taxation authority are classified as operating cash flows.

(l) Income tax

No provision for income tax has been made in the accounts because of the exemption allowed under Section 50-45 of the Income Tax Assessment Act (1997).

(m) Lease payments

Payments made under operating leases are recognised in profit or loss on a straight-line basis over the term of the lease. Lease incentives received are recognised as an integral part of the total lease expense, over the term of the lease.

Determining whether an arrangement contains a lease

At inception of an arrangement, the Company determines whether such an arrangement is or contains a lease. A specific asset is the subject of a lease if fulfilment of the arrangement is dependent on the use of that specified asset. An arrangement conveys the right to use the asset if the arrangement conveys to the Company the right to control the use of the underlying asset.

At inception or upon reassessment of the arrangement, the Company separates payments and other consideration required by such an arrangement into those for the lease and those for other elements on the basis of their relative fair values. If the Company concludes for a finance lease that it is impracticable to separate the payments reliably, an asset and a liability are recognised at an amount equal to the fair value of the underlying asset. Subsequently the liability is reduced as payments are made and an imputed finance charge on the liability is recognised using the Company's incremental borrowing rate.

4. Determination of fair values

A number of the Company's accounting policies and disclosures require the determination of fair value, for both financial and non-financial assets and liabilities. When applicable, further information about the assumptions made in determining fair values is disclosed in the notes specific to that asset or liability.

The New South Wales Netball Association Limited
Notes to the financial statements (continued)

	2017 \$	2016 \$
5. Employee expenses		
Wages and salaries	5,565,375	4,297,891
Superannuation contributions	503,238	384,202
(Decrease)/Increase in provision	148,930	101,960
Payroll tax	307,111	246,060
Fringe benefits tax	5,269	111,772
Directors' fees (honorarium)	13,000	5,000
	6,542,923	5,146,885
6. Revenue from rendering of services		
Affiliation, capitation and NetSetGo fees	6,616,022	6,245,602
Sports Development Grants income	269,618	201,163
Sponsorship income	3,277,614	1,410,218
Genea Netball Centre income	942,431	894,953
Umpiring, coaching and sports development income	397,098	423,767
Competitions and events income (Non-SSN)	758,363	812,692
ANL, State Teams and Academies income	115,420	52,721
Trans Tasman Trophy / Suncorp Super Netball grant and royalties (NSW Swifts)	400,000	493,900
Suncorp Super Netball grant and royalties (GIANTS)	420,000	100,000
NSW Swifts membership, ticketing and events income	581,315	728,004
GIANTS membership, ticketing and events income	590,417	-
Other income	93,376	14,602
	14,461,674	11,377,622
7. Auditor's remuneration		
Audit services		
KPMG		
Audit and review of financial reports	28,173	27,315
	28,173	27,315
Other services		
KPMG		
Other assurance services	16,383	5,836
	16,383	5,836

The New South Wales Netball Association Limited
Notes to the financial statements (continued)

8. Net financing income

	2017 \$	2016 \$
Interest income	22,040	27,881
Financial income	22,040	27,881
Financial expenses	(10,099)	(10,586)
Net financing income	11,941	17,775

9. Cash and cash equivalents

Cash at bank and on hand	241,615	159,177
Deposits at call	1,516,388	1,878,278
	1,758,003	2,037,455

10. Trade and other receivables

Trade receivables	1,226,438	238,152
Provision for Doubtful Debts	-	-
	1,226,438	238,152

11. Other assets

Current

Prepayments	229,363	94,783
BBX Trade Dollars	183,893	112,928
Provision for impairment of BBX Trade Dollars	(22,586)	(22,586)
Contra Asset	20,584	10,913
	411,254	196,038

The 2016 provision of \$22,586 for BBX Trade Dollars has remained unchanged in the current year.

Non-Current

Sinking Fund – Genea Netball Centre (Netball Central)	150,000	100,000
	150,000	100,000

Under the terms of its lease agreement with the Sydney Olympic Park Authority (SOPA) for Genea Netball Centre (formally known as Netball Central), the Company is required to make annual contributions to a Sinking Fund (Fund) for the facility and these funds are held on the behalf of the Landlord (SOPA). The Fund will only be used to fund the scheduled capitalised maintenance works for the facility in accordance with the lease and the SOPA approved Asset Management Plan (Plan) for the facility. All Fund contributions will be subject to the terms and conditions of the lease agreement and the Plan, and all contributions are up to date at year end.

The New South Wales Netball Association Limited
Notes to the financial statements (continued)

12. Property, Plant and Equipment

	Buildings	Café Fit-Out	Furniture and fittings	Equipment	Motor Vehicles	Intangible Asset	Total
Cost							
Balance at 1 Jan 2017	35,499,291	158,807	203,740	792,412	206,460	26,100	36,886,810
Transfer	-	-	-	-	-	-	-
Additions	49,409	-	63,464	162,155	13,748	-	288,776
Disposals	-	-	-	(22,857)	(65,703)	-	(88,561)
Write-Offs	-	-	-	-	(21,159)	-	(21,159)
Balance at 31 Dec 2017	35,548,700	158,807	267,204	931,709	133,346	26,100	37,065,866
Depreciation and Impairment losses							
Balance at 1 Jan 2017	3,123,591	29,459	53,078	366,960	132,457	17,226	3,722,772
Transfer	-	-	-	-	-	-	-
Depreciation for the year	1,561,433	16,988	27,008	166,669	28,155	8,874	1,804,127
Disposals	-	-	-	(22,857)	(65,703)	-	(88,561)
Write-Offs	-	-	-	-	-	-	-
Impairment Reversal on Asset	-	-	-	-	-	-	-
Balance at 31 Dec 2017	4,685,024	46,447	80,086	505,772	94,909	26,100	5,438,338
Carrying amounts							
At 1 January 2017	32,375,700	129,348	150,663	425,451	74,003	8,874	33,164,038
At 31 December 2017	30,863,676	112,360	187,118	425,938	38,437	-	31,627,528

The New South Wales Netball Association Limited
Notes to the financial statements (continued)

	2017 \$	2016 \$
13. Trade and other payables		
Trade payables	585,956	121,911
Other payables and accrued expenses	913,089	462,760
Income received in advance	1,085,821	1,087,268
	<u>2,584,866</u>	<u>1,671,939</u>
14. Provisions		
Netball Australia Annual Contribution Fee liability	689,114	689,114
	<u>689,114</u>	<u>689,114</u>

The Netball Australia annual contribution fee liability is an agreed fixed fee of \$689,114 for the 2018 calendar year (unchanged from the 2017 calendar year), with the current fee model to be reviewed during 2018 by Netball Australia and the Company for future years. The annual contribution covers NSW members in the senior, junior, non-player and all abilities players (PWD) membership categories. NetSetGo fees to Netball Australia are charged as incurred in each financial year based on actual participant numbers and there is no liability outstanding at year-end.

15. Employee benefits		
Current		
Liability for annual leave	210,571	144,452
Liability for long service leave	42,802	63,674
	<u>253,373</u>	<u>208,126</u>
Non-current		
Liability for long service leave	44,414	50,530
	<u>44,414</u>	<u>50,530</u>

16. Segment reporting

The Company's principal activity is the promotion of netball in New South Wales. The New South Wales Netball Association's principal place of operation is Genea Netball Centre, Sydney Olympic Park, Australia.

17. Operating leases

Leases as lessee

Non-cancellable operating lease rentals are payable as follows:

Less than one year	68,380	45,163
Between one and five years	237,987	118,735
More than five years	2,695,811	2,730,906
	<u>3,002,178</u>	<u>2,894,804</u>

As a part of the Company's 99 year lease of Genea Netball Centre (previously Netball Central), the Company is required to pay annual estate levies which represent the entire amount listed in the More than 5 years category.

The New South Wales Netball Association Limited

Notes to the financial statements (continued)

18. Related parties

Key management personnel compensation

The key management personnel compensation included in "Employee expenses" are as follows:

	2017	2016
	\$	\$
Short-term employee benefits	1,283,816	1,215,381

Other key management personnel transactions with the company

Director-related entities

Sponsorship income from Cartridge World NSW, a director-related entity of C Campbell	-	(7,000)
Goods purchased from Cartridge World NSW & Parramatta, a director-related entity of C Campbell	49,910	40,453

As approved by Council at the Annual General Meeting on 25 March 2017, an honorarium of \$5,000 was paid to President Wendy Archer AM and \$1,000 to all other Netball NSW Directors during the year.

From time to time, directors of the Company may purchase goods from the Company or participate in other Association activities. These purchases and participations are on the same terms and conditions as those entered into by other Company employees or customers and are trivial or domestic in nature.

Apart from the details disclosed above in this note, no other director has entered into a material contract with the Company during the year or since the end of the previous financial year and there were no material contracts involving other directors' interests existing at year-end.

There has not arisen in the interval between the end of the financial year and the date of this report any item, transaction or event of a material and unusual nature likely, in the opinion of the directors of the Company, to affect significantly the operations of the Company, the results of those operations, or the state of affairs of the Company, in future financial years

19. Subsequent Events

There has not arisen in the interval between the end of the financial year and the date of this report any item, transaction or event of a material and unusual nature likely, in the opinion of the directors of the Company, to affect significantly the operations of the Company, the results of those operations, or the state of affairs of the Company, in future financial years.

20. Company details

The Company is incorporated and domiciled in Australia as a Company limited by guarantee. In accordance with the Constitution of the Company, every member of the Company undertakes to contribute an amount limited to \$1 per member in the event of the winding up of the Company during the time that he or she is a member or within one year thereafter. At 31 December 2017 there were 113,356 members (2016: 114,087 members).

The registered office of the Company is Genea Netball Centre, 2 Olympic Boulevard, Sydney Olympic Park, NSW 2127.

The New South Wales Netball Association Limited

Directors' declaration

In the opinion of the directors of The New South Wales Netball Association Limited (the Company):

- (a) The company is not publically accountable;
- b) the financial statements and notes that are contained in pages 7 to 21, are in accordance with the Corporations Act 2001, including:
 - (i) giving a true and fair view of the Company's financial position as at 31 December 2017 and of their performance for the financial year ended on that date; and
 - (ii) complying with Australian Accounting Standards - Reduced Disclosure Requirements and the Corporations Regulations 2001; and
- (c) there are reasonable grounds to believe that the Company will be able to pay its debts as and when they become due and payable.

Signed in accordance with a resolution of the directors:


Wendy Archer AM
President


Christine Feldmanis
Director

Dated at Sydney this 20th day of February 2018



Independent Auditor's Report

To the members of New South Wales Netball Association Limited

Opinion

We have audited the **Financial Report** of New South Wales Netball Association Limited (the Company).

In our opinion, the accompanying Financial Report of the Company is in accordance with the *Corporations Act 2001*, including:

- giving a true and fair view of the Company's financial position as at 31 December 2017 and of its financial performance for the year ended on that date; and
- complying with *Australian Accounting Standards - Reduced Disclosure Requirements* and the *Corporations Regulations 2001*.

The **Financial Report** comprises:

- Statement of financial position as at 31 December 2017
- Statement of profit or loss and other comprehensive income, Statement of changes in equity, and Statement of cash flows for the year then ended
- Notes including a summary of significant accounting policies
- Directors' Declaration.

Basis for opinion

We conducted our audit in accordance with *Australian Auditing Standards*. We believe that the audit evidence we have obtained is sufficient and appropriate to provide a basis for our opinion.

Our responsibilities under those standards are further described in the *Auditor's responsibilities for the audit of the Financial Report* section of our report.

We are independent of the Company in accordance with the *Corporations Act 2001* and the ethical requirements of the *Accounting Professional and Ethical Standards Board's APES 110 Code of Ethics for Professional Accountants* (the Code) that are relevant to our audit of the Financial Report in Australia. We have fulfilled our other ethical responsibilities in accordance with the Code.

Other Information

Other Information is financial and non-financial information in New South Wales Netball Association Limited's annual reporting which is provided in addition to the Financial Report and the Auditor's Report. The Directors are responsible for the Other Information.

Our opinion on the Financial Report does not cover the Other Information and, accordingly, we do not express an audit opinion or any form of assurance conclusion thereon.

Liability limited by a scheme approved under Professional Standards Legislation.

KPMG, an Australian partnership and a member firm of the KPMG network of independent member firms affiliated with KPMG International Cooperative ("KPMG International"), a Swiss entity.



In connection with our audit of the Financial Report, our responsibility is to read the Other Information. In doing so, we consider whether the Other Information is materially inconsistent with the Financial Report or our knowledge obtained in the audit, or otherwise appears to be materially misstated.

We are required to report if we conclude that there is a material misstatement of this Other Information, and based on the work we have performed on the Other Information that we obtained prior to the date of this Auditor's Report we have nothing to report.

Responsibilities of the Directors for the Financial Report

The Directors are responsible for:

- preparing the Financial Report that gives a true and fair view in accordance with *Australian Accounting Standards - Reduced Disclosure Requirements* and the *Corporations Act 2001*
- implementing necessary internal control to enable the preparation of a Financial Report that gives a true and fair view and is free from material misstatement, whether due to fraud or error
- assessing the Company's ability to continue as a going concern and whether the use of the going concern basis of accounting is appropriate. This includes disclosing, as applicable, matters related to going concern and using the going concern basis of accounting unless they either intend to liquidate the Company or to cease operations, or have no realistic alternative but to do so.

Auditor's responsibilities for the audit of the Financial Report

Our objective is:

- to obtain reasonable assurance about whether the Financial Report as a whole is free from material misstatement, whether due to fraud or error; and
- to issue an Auditor's Report that includes our opinion.

Reasonable assurance is a high level of assurance, but is not a guarantee that an audit conducted in accordance with *Australian Auditing Standards* will always detect a material misstatement when it exists.

Misstatements can arise from fraud or error. They are considered material if, individually or in the aggregate, they could reasonably be expected to influence the economic decisions of users taken on the basis of this Financial Report.

A further description of our responsibilities for the audit of the Financial Report is located at the *Auditing and Assurance Standards Board* website at: http://www.auasb.gov.au/auditors_responsibilities/ar4.pdf
This description forms part of our Auditor's Report.

KPMG

Cameron Roan

Partner

Sydney

20 February 2018

This page has been left blank intentionally



This page has been left blank intentionally

Our Proud Sponsors

Netball NSW Major Partners



Team Partners



NSW Swifts Partners

Principal Partner



Premier Partners



Major Partners



Team Partners



Broadcast Partners



GIANTS Netball Partners

Principal Partner



Platinum Partners



Major Partners



Partners




Broadcast Partners



Strategic Partner





netball
NEW SOUTH WALES

New South Wales Netball Association Limited

Genea Netball Centre, 2 Olympic Boulevard,
Sydney Olympic Park, NSW 2127

PO BOX 396, Lidcombe NSW 1825

Phone: (02) 9951 5000

Fax: (02) 9951 5099

Email: netballnsw@netballnsw.com

netballnsw.com