



netball
NEW SOUTH WALES

2018 Annual Report



Contents

President's Report	2
CEO's Report	3
About Netball NSW	4
Board of Directors	5
2020 Vision Update	5
Association Development	8
Grassroots Development	10
Volunteer Workforce	12
Suncorp Super Netball	14
New Training Base for NSW Swifts	16
NSW Pathways	17
National Netball Championships	18
Marie Little OAM Shield	19
Netball NSW Waratahs	20
NSW Swifts	21
Canberra GIANTS	22
GIANTS Netball	23
Commercial & Corporate Partnerships	24
Marketing, Communications and Events	25
Genea Netball Centre	26
NSW Competitions	28
Premier League	30
DOOLEYS Metro League	32
Bing Lee Regional League	34
State Cup	35
State Age Championships	36
State Championships	38
Bing Lee State Championships – Masters	39
Court Craft Night Interdistrict	40
Court Craft Fast5 Summer Series	40
Social Masters	41
2018 Award Winners	42
2018 Hall of Fame Inductees	44
Hall of Fame	46
Life Members & Patrons	47
Anne Clark BEM Service Award	48
The Legacy of Wendy Archer AM	51
Membership Figures	52
Organisation Chart	54
Partners	56
Financial Report	57

President's Report



With Netball NSW's long-standing former President, Wendy Archer AM, concluding her tenure this year, I was extremely honoured to be elected by our members to succeed her.

I would like to personally thank Wendy, who served as President from 2003 to 2018, for her lifelong service and commitment to our sport. She has a deep passion for the game and with her recent election to the Netball Australia Board of Directors I know she will continue to be a wonderful source of inspiration for our community.

2018 has been a year of memorable achievements from our grassroots to the elite level and I am sure you will agree when you read through this report. Exceeding our total membership numbers to over 115,000 for the first time is remarkable. It is achieved by the proficient delivery by Clubs and Associations of our traditional game, together with the evolution of netball's offerings.

As the number one sport for women and young girls across NSW and Australia, netball would not hold the strong position it does today - as a thriving, well-governed and respected code - without so many endless hours of time and devotion by countless players, coaches, officials, volunteers, partners, supporters and staff who remain the solid foundation of our success.

To all of them I would like to say two very simple words: thank you. Everything we do is aimed at ensuring their amazing efforts at local, state, national and international levels are supported in the best way possible. The Board and staff of Netball NSW have worked closely and diligently with our stakeholders, including many valued corporate partners, throughout 2018 to this end.

The Board oversaw a very thorough Pathways Review during the year, with a resultant four-year strategy aimed to provide NSW athletes, coaches, officials and support staff with a positive and supportive culture that delivers outcomes by being 'Stronger Together.' All our NSW teams are well placed to be highly competitive for the years ahead.

Alongside this, the Board also focused on implementing the key priorities set out by our Strategic Plan 2017-2020 to drive better outcomes for our members and the overall business. While Netball NSW is financially sound with effective governance and administrative processes, it is vital that we keep learning and changing to ensure our game remains at the forefront of an increasingly competitive market.

During 2018, Netball NSW continued to publicly advocate a fit-for-purpose indoor facility to host Suncorp Super Netball games, as well as a variety of other competitions and events, as part of the NSW Government's Sydney Stadia Strategy. I was delighted to represent Netball NSW at a Parliamentary committee hearing into the strategy where netball was given a chance to put forward its case for greater investment.

Netball NSW contended that not only will the availability and affordability of such a facility for our elite netballers have positive impacts on our fan experience, it will enable us to reinvest more back into our community.

On top of this, and following on from our very detailed Netball in NSW Statewide Facilities Strategy, which was published last year, Netball NSW had very positive outcomes with several Associations receiving facility-related grant funding.

It was also a pleasure to see the NSW Swifts announced as co-tenants, alongside the Sydney Swans, of a new \$65 million redevelopment project at the Royal Hall of Industries in Sydney's Moore Park. This will provide the team with a state-of-the-art training facility, doubling as a community netball venue, and we look forward to work commencing on the project very shortly.

In the competitions space, the Netball NSW Board adopted a new framework after an extensive review of the rules governing our competitions was completed. This means some of our most iconic events such as the State and State Age Championships, which both celebrated their 50th anniversaries and were inducted into our Netball NSW Heritage Hall of Fame in 2018, will be rebranded and made more operationally cost-effective to ensure continued growth.

In Suncorp Super Netball, it was a pleasure to see GIANTS Netball claim the Minor Premiership under 300-game maestro Julie Fitzgerald, and the re-emergence of the NSW Swifts as a force under former player Briony Akle. It was also bittersweet as the NSW netball community said goodbye to two very popular players in Bec Bulley and Susan Pettitt, who signed off as foundation GIANTS, former Premiership winners with the Swifts and decorated Diamonds.

The Board wishes to again thank CEO Carolyn Campbell and the Netball NSW staff for all their hard work, professionalism and commitment, and on a personal note I thank the Board and the many others who have helped me settle in during my first year as President.

On behalf of the Board, I welcome our new Directors elected in 2018, Vincent De Luca OAM and Diana Fraser, and acknowledge John Hahn (now Life Member) for his dedicated service as a Director having retired at the 2018 AGM.

I applaud all Award winners and those who have otherwise achieved personal success in their chosen netball path during the year, and look forward to 2019, our 90th anniversary, with optimism.

A handwritten signature in black ink, reading 'Louise Sullivan'.

Louise Sullivan
President, Netball NSW

CEO's Report



What a 12 months for netball 2018 has been. I thought with the advent of Suncorp Super Netball and the introduction of GIANTS Netball in 2017 that things could never get as crazy again. I was happily proved incorrect.

Make no mistake, being busy is a very good thing because netball in New South Wales is thriving. On the back of a hugely successful 2017, I am delighted to report that 2018 delivered in equal measure across all areas of our game.

The GIANTS backed up a 2017 Grand Final appearance with the Minor Premiership and dominant 2018 performance, while the NSW Swifts, who had a new-look line-up in 2017, proved they are well on their way to being a major force of the Club game once again.

On top of this, both our professional teams saw double-digit growth in their membership bases and a massive increase in engagement across mainstream and social media platforms. This, coupled with the greater nationwide exposure of Suncorp Super Netball across the Nine Network, has opened new doors for the game, both communal and commercial.

Our pathways continue to produce some of the best up-and-coming talent in Australia, with an improved showing at the 2018 Nationals demonstrating our NSW 17/U and 19/U teams are on the right track. While the performance of the Netball NSW Waratahs and Canberra GIANTS in the Deakin University Australian Netball League – both made the Finals Series – shows our Suncorp Super Netball teams have ample support if and when they need it.

I would also like to make special mention of our NSW Marie Little OAM Shield Team who brought the national title back to this state for a fourth year in a row, a superb achievement by all involved and one that I am very proud of.

At grassroots level we've had record participation with Netball NSW registering over 115,000 members in 2018, while new products such as Walking Netball have helped ensure the sport remains a game for people of all ages and abilities. The state-wide running of the 2018 TAFE NSW Schools Cup, which saw over 15,000 pupils – both boys and girls - across public, private and independent schools take part, was a competition which flourished over the past 12 months too.

We also celebrated the 50th anniversaries of the Netball NSW State and State Age Championships. We had a wonderful weekend in Gosford for the State Championships, which attracted 95 teams from over 70 Associations, and how inspiring was it to see four Associations (Liverpool City, Camden & District, Eastwood Ryde and Inner Western Suburbs) work together to host the State Age Championships? That event brought together over 3,000 young players, hundreds of coaches and officials, and thousands of supporters. It was, in a word, phenomenal.

In our Volunteer Workforce space it was heartening to see over 500 new National C umpires registered while Netball NSW also had an incredible year in the coaching environment with six coaches obtaining their Elite Coach accreditation. To put that in context, the organisation only had two new Elite Coaches in the past five years, so to have six accredited in 2018 is remarkable.

As well as our year-round competitions, the Genea Netball Centre had the honour of hosting two very prestigious international sporting events: the Invictus Games and the Wheelchair Rugby World Cup. I can't tell you how proud I was to see global media, and notable royalty, converge on our corner of Sydney Olympic Park for what were two fantastic competitions. I was especially proud of our venue services team who worked so diligently and efficiently to accommodate these world-class events.

I would like to once again acknowledge the great work of two very special people who stepped down from duty in 2018: former President Wendy Archer AM and former Board Member John Hahn. Both contributed immensely to the sport of netball and have left the NSW game in a very strong position. I would like to sincerely thank them for all their efforts and guidance.

I would also like to extend that thanks to our current President Louise Sullivan, who took over in March, my fellow Netball NSW Board Members and Diana Fraser and Vincent De Luca OAM, who both joined the Board of Directors in the same month.

Finally, I would like to thank the Netball NSW staff for their efforts in 2018. They are an amazing group of people who consistently go above and beyond for netball in this state. I am very proud to lead them as CEO.

A handwritten signature in black ink that reads "Carolyn Campbell". The signature is written in a cursive, flowing style.

Carolyn Campbell
Chief Executive Officer, Netball NSW

About Netball NSW

Our Values

We Are Passionate

We are passionate and caring of our netball family and we embrace history to create the future. We are motivated and committed to achieving our purpose and will strive to go above and beyond what is expected to create an environment of fun, enjoyment and inspiration for all generations to share.

We Are Team

We are working as one team to achieve extraordinary things. We are united to create a high achieving environment by communicating openly, contributing as individuals and being adaptable, flexible and accountable for our actions. We are understanding of our roles, responsibilities and decision-making authority and are trusting and supportive of our team mates in order to succeed and grow.

Our Integrity Defines Us

We act in an ethically responsible manner, take ownership of our actions and outcomes and leave positive footprints for the future of the organisation. We are honest and treat people with respect at all times.

We Will Excel

We strive for excellence to achieve best practice in all areas of our performance and we are pushing the boundaries to evolve the game of netball. We are committed to ongoing growth, through continuous improvement and innovation in everything we do and we work hard to leave a legacy that is greater than when we started.

We Are Connected

We connect with the community by uniting people regardless of ability or location and we provide experiences for all generations to share. We engage in meaningful conversations, listen to our community and strive for each experience to be professional, positive and inclusive.

Our Purpose

**Inspire and engage
with communities
to grow the
game of netball.**

Our Vision

**To be the leading
female sport
offering participation
for all on and off
the court.**

Board of Directors



Wendy Archer AM
President
(2003 – March 2018)



Louise Sullivan
President
(March 2018 – present)



Myles Baron-Hay
Appointed Director



Vincent De Luca OAM
Board Member



Janet Drakos
Board Member



Christine Feldmanis
Appointed Director



Diana Fraser
Board Member



John Hahn
Board Member
(2012 – March 2018)



Ruth Havriant
Board Member



Carol Murphy
Board Member



Rodney Watson OAM
Board Member



Carolyn Campbell
Chief Executive Officer

2020 Vision Update

Over the last 12 months, Netball NSW has been working towards a five-year strategic vision with a focus on the organisation's four strategic pillars: **Community, Business, Pathways and Brand.**

2018 was a year where the grassroots netball community was able to experience a variety of modified netball programs, while still enjoying the traditional game.

Suncorp NetSetGO strengthened its foothold, with 1,818 programs delivered – an increase of 29% from 2017. Participation in the TAFE NSW Schools Cup soared to a record 1,513 teams, with the State Finals becoming a highlight of the Genea Netball Centre calendar.

Meanwhile, Sporting Schools remained strong in 2018, with 12,621 school kids participating in a netball program with 165 delivered by Netball NSW, while Netball NSW School Intro Clinics exposed 6,474 children to the sport across the State.

Other modified programs also proved popular and showed encouraging signs of growth. Thirteen Fast5 Netball competitions were delivered across six regions in 2018. Walking Netball received an overwhelmingly positive response from providers and players. Netball NSW ran 21 successful pilot programs across five regions in the State, to the delight of 560 participants.

Pathways continued to provide a strong development environment for players, coaches and officials. An Umpires Rookies Camp was reintroduced in 2018, with 58 new C badged umpires attending, while a Bench Official Development Program was introduced to provide a pathway for bench officials from Metro League to Premier League and beyond. 1,180 Coaches, 639 Umpires and 18 Bench Officials were awarded an accreditation in 2018.

2018 saw celebrations for 50 years of State and State Age Championships, showcasing why they have been pinnacle events on the Netball NSW calendar since 1969. In recognition of this, Netball NSW inducted both Championships into the Heritage Category of the Netball NSW Hall of Fame.

Embracing the future of sports consumption, several games from each round of the Netball NSW Premier League were livestreamed each week, reaching over 250,000 views.

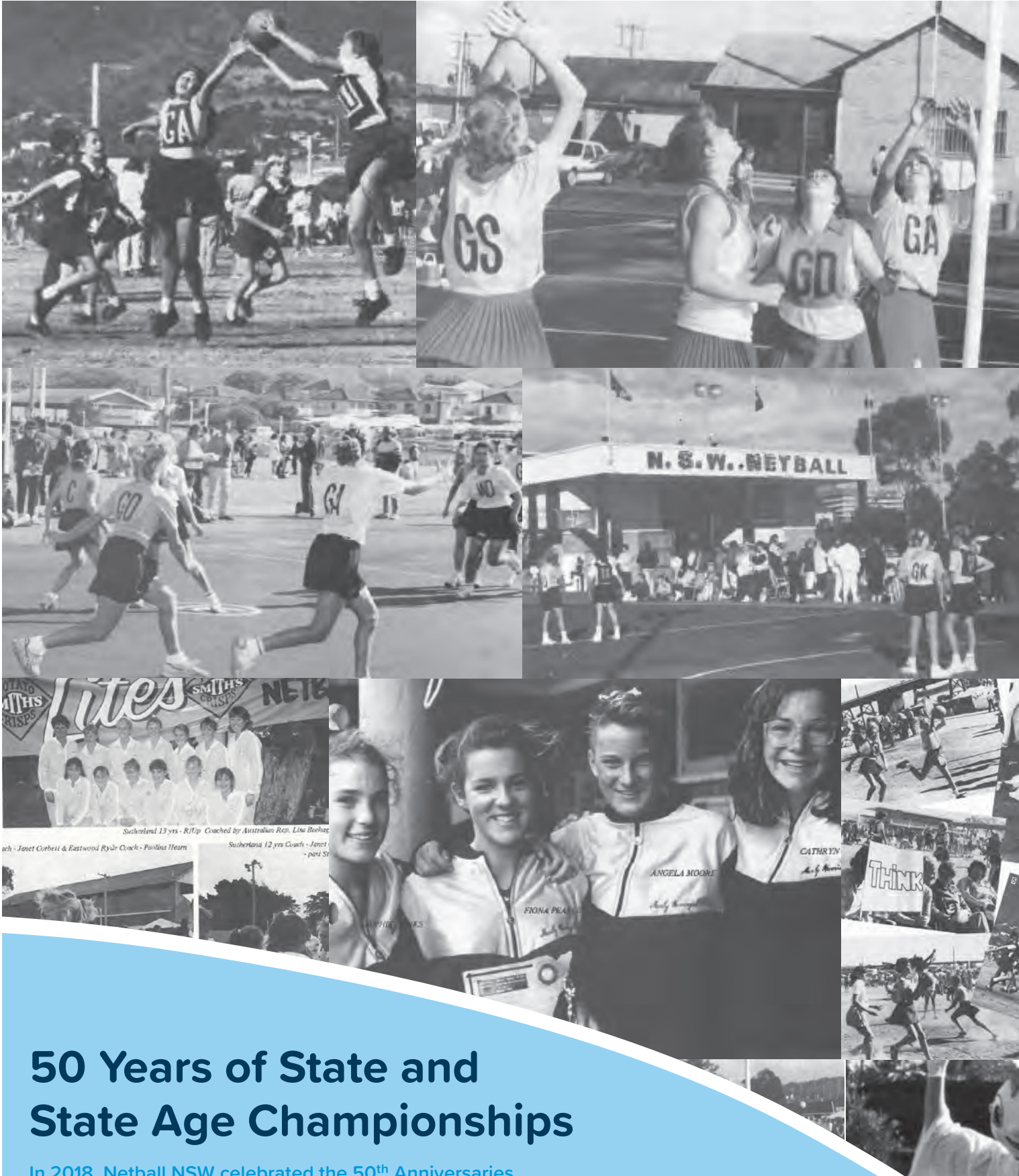
NSW State Teams admirably represented the State this season. Both the Netball NSW Waratahs and Canberra GIANTS reached the Deakin University Australian Netball League Finals, with the Canberra GIANTS taking home the Silver Medal and the Netball NSW Waratahs securing the Bronze Medal. Meanwhile, the NSW Marie Little OAM Shield team secured their fourth-straight Marie Little OAM Shield.

At the elite level, GIANTS Netball showed that they were no one-hit-wonder and were a formidable force on the court in 2018, remaining in the top four of the Suncorp Super Netball competition all season, securing the Minor Premiership and making the Finals Series for the second consecutive year. The NSW Swifts improved on their 2017 record right out of the gates, and while they fell just short of a Finals spot, they certainly showed fans what they are capable of and the promising future ahead.

Each of the above was supported by brand vision and a continued push for a strong and unified strategy, which was a major factor in Netball NSW building and delivering distinctive and appealing products.

On the Business side of things, there was growth across the organisation in 2018, including in areas such as revenue, commercial partners, elite team members and the delivery of programs in the community.

2018 was a year where Netball NSW saw continued positive growth. With plans already in place for a further development in 2019 – including celebrations surrounding Netball NSW's 90th Anniversary – there is no doubt that things will remain on course for the same next year.



50 Years of State and State Age Championships

In 2018, Netball NSW celebrated the 50th Anniversaries of the State and State Age Championships.

Since 1969, the events have been host to NSW's best up and coming netball talent, having been part of the elite journey for many netball players over the past 50 years.

More than that, the State and State Age Championships have brought Associations from near and far together for a weekend of competition and camaraderie.

Final results State Age Championships — 1991

10 Years Championship

- 1 Rankham Hills 44
- 2 Werribee 45
- 3 Mandy Warrnagh 46
- 4 Hills District 47
- 5 St. George 48
- 6 Fairfield Shire 49
- 7 Campbelltown 50
- 8 Kewmond State 51
- 9 Koroit 52
- 10 Rankham City 53
- 11 Werribee 54
- 12 Werribee City 55
- 13 Elsternraik 56
- 14 Werribee 57
- 15 Werribee 58
- 16 Werribee 59
- 17 Werribee 60
- 18 Werribee 61
- 19 Werribee 62
- 20 Werribee 63
- 21 Werribee 64
- 22 Werribee 65
- 23 Werribee 66

11 Years Championship

- 1 Rankham Hills 44
- 2 Werribee 45
- 3 Campbelltown 46
- 4 Werribee 47
- 5 Mandy Warrnagh 48
- 6 Werribee 49
- 7 Rankham City 50
- 8 Hills District 51
- 9 Werribee 52
- 10 Werribee 53
- 11 Werribee 54
- 12 Werribee 55
- 13 Werribee 56
- 14 Werribee 57
- 15 Werribee 58
- 16 Werribee 59
- 17 Werribee 60
- 18 Werribee 61
- 19 Werribee 62
- 20 Werribee 63
- 21 Werribee 64
- 22 Werribee 65
- 23 Werribee 66

12 Years Championship

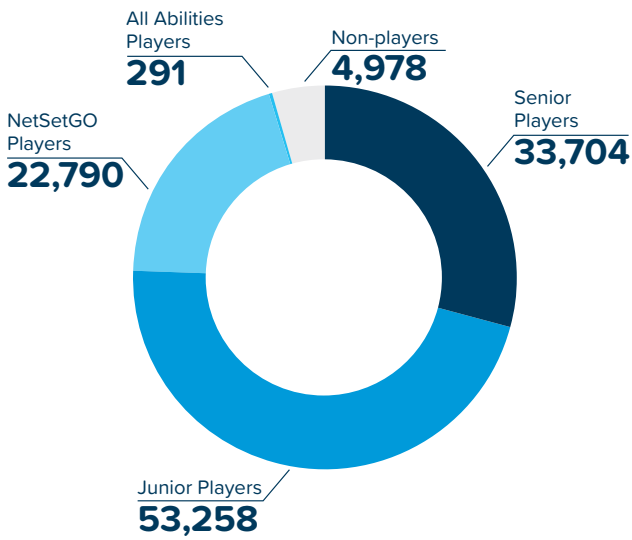
- 1 Rankham Hills 44
- 2 Werribee 45
- 3 Mandy Warrnagh 46
- 4 Werribee 47
- 5 Werribee 48
- 6 Werribee 49
- 7 Werribee 50
- 8 Werribee 51
- 9 Werribee 52
- 10 Werribee 53
- 11 Werribee 54
- 12 Werribee 55
- 13 Werribee 56
- 14 Werribee 57
- 15 Werribee 58
- 16 Werribee 59
- 17 Werribee 60
- 18 Werribee 61
- 19 Werribee 62
- 20 Werribee 63
- 21 Werribee 64
- 22 Werribee 65
- 23 Werribee 66



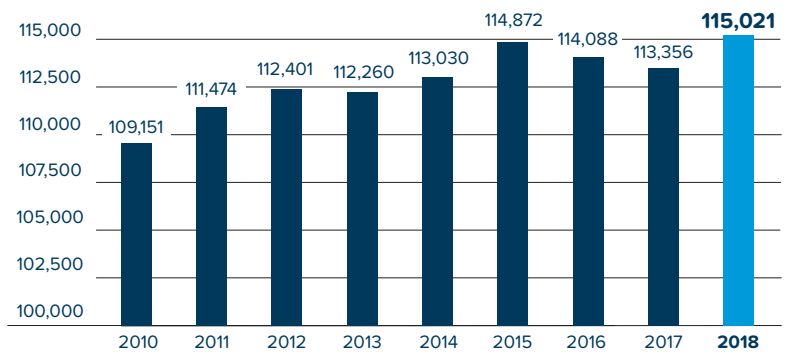
Association Development

2018 was a year of growth for netball in NSW, with registered member numbers soaring to 115,021, a new participation record.





Registered Members in 2018



Registered Members since 2010

Grassroots Development



Suncorp NetSetGO

- 625 Suncorp NetSetGO Centres
- 1,818 programs delivered (increase of 29% from 1,406 in 2017)

PROGRAM DELIVERED	2017	2018	DIFFERENCE
Net – Skills/ Activities	447	522	+ 17%
Set – Skills/ Competition	493	621	+26%
GO – Competition	466	675	+ 45%
Total	1,406	1,818	+ 29%

- 55 Suncorp NetSetGO Centres and 2,107 Suncorp NetSetGO Participants were given the opportunity to be involved in Suncorp Super Netball and Suncorp NetSetGO integrations (Season Launch, Ambassador visits and Halftime activations)
- Almost 18,000 Suncorp NetSetGO participation medals were distributed to participants across NSW

Fast5 Netball

- Number of competitions held – 13
- Number of participants – 706
- Number of regions – 6

Schools Programs

- Sporting Schools continued to be strong in 2018 with 12,621 school kids participating in a netball program and 165 programs delivered
- Netball NSW School Clinics continue to thrive in 2018 with 1,328 school kids participating in 32 of our delivered programs
- Netball NSW School Intro clinics exposed 6,474 children across the state to netball and saw a number of them transition to take part in the TAFE NSW Schools Cup
- 186 teachers registered for the Netball School Ambassador program

TAFE NSW Schools Cup

- A record 1,513 teams; 19% increase from 2017 to 2018
 - 736 mixed teams; 24% increase
 - 559 girls teams; 8% increase
 - 215 boys teams; 32% increase
- 15,792 participants; 25% increase
- Overall growth across all regions

One Netball Community Award Winners

Two winners from New South Wales:

- Lisa McGee, North Nowra Bomaderry Netball Club
- Jamee Stair, Mana Netball Club

Walking Netball

- Number of pilots run by Netball NSW – 21
- Number of participants – 560
- Number of regions – 5

EmpowerPlay

There were 56 expressions of interests received for the 2019 Empowerment module, with four other Clubs/Associations moving onto their 2nd, 3rd and 4th modules of the program.

Expressions of interest spread across Regions: Metro: 24, Hunter: 2, North/Far North Coast: 8, Northern Inland: 4, West Central West: 3, Riverina: 1, South Coast: 7

Community Engagement

Koori Netball Tournament

The Koori Netball Tournament was a huge success in 2018 as the premier social Indigenous netball competition in NSW. There were over 750 players from 106 teams taking part in the 12/U Girls, 12-15s Girls, 12-15s Mixed, Open Womens and Open Mixed divisions. Netball NSW had a presence once again, providing administrative and medical assistance. Talent identifiers were also on hand to look at the action both on the court and on the sidelines. Over 100 junior athletes, 10 coaches, and six umpires were identified to attend the inaugural Indigenous Talent Camp at the Genea Netball Centre.



Western Sydney Sports Festival

Formerly the Super Sikhs competition, this year the Western Sydney Sports Festival was a big hit in Sydney's vast multicultural community. Embracing the fun and social atmosphere of the Fast5 Netball format, the Western Sydney Sports Festival showcased the competitive yet fun and upbeat spirit of the event. Netball NSW provided the scorers, umpires and Fast5 court markings for the 10 teams who battled it out for the prize money on offer.

Oceania Netball Cup

In 2018, the Oceania Netball Cup returned for its seventh year. GIANTS netballer, Kristiana Manu'a, was once again ambassador for the event, which showcased the culture through food trucks, DJs and Matavai cultural arts performances. There were over 150 players from 19 teams in the 2018 competition, with 12/U, 15/U, and Opens the divisions played.

Activate Inclusion

Netball NSW has proudly been involved in the Sport NSW's Activate Inclusion program for several years. This multi-sport program aims to deliver sports to school children with disabilities across metropolitan and regional NSW.

This year, Netball NSW delivered Activate Inclusion programs in areas such as Orange, Wagga Wagga, Tamworth, Hornsby, Sydney Olympic Park, Menai and Newcastle. This engaged more than 500 children with a disability in meaningful and exciting netball programs.



Volunteer Workforce

It was a superb year for NSW coaches, umpires and bench officials in 2018, with home-grown talent shining at state, national and international levels.

As well as this, there was a huge uptake of positions in the officiating space across New South Wales, with Netball NSW promoting and facilitating various courses and workshops throughout the year.

Netball NSW would like to take this opportunity to thank the thousands of volunteers across the state who give their time to help grow the game they love. Whether it's getting the local courts ready on a Saturday morning in the middle of winter, or acting as a team liaison at Suncorp Super Netball games, the game could not succeed without you.

Coaches

A staggering 1,302 coaching accreditations were awarded in NSW over 2018 in the five available levels: Foundation, Development, Intermediate, Advanced and Elite.

In fantastic news for grassroots netball in NSW, 1,016 new coaches completed their Foundation accreditations, with another 205 upskilling to gain Development accreditations. In the Intermediate and Advanced spaces there were 71 and four accreditations respectively, while six NSW coaches achieved their Elite accreditations.

To put the latter in context, NSW has only had two Elite accreditations in the past five years, so to have six in 2018 alone is a huge achievement.

As well as this Netball NSW continued to deliver Coaching workshops for all levels throughout the state with over 100 coaches attending the Insiders Workshop at the Suncorp Super Netball Double Header at Sydney's Qudos Bank Arena in June.

The NSW Academy Programs delivered fantastic opportunities for coaches while the new Blended Development Coaching Course – which has online and practical elements – received an 85 percent approval rating.

Netball NSW continues to be involved in the NSW School Sports Unit, supporting the upskilling of teachers to coach netball. Our Uni Links program supports PE students at Western Sydney University to gain Foundation and Development accreditations, whilst educating Indigenous coaches in the community has been positive and rewarding.

Umpires

It was a bumper year in 2018 with the 521 new National C umpires accredited as well as three National A umpires, two of which were from regional areas in Orange and Newcastle, and six A Badge endorsements.

At grassroots level, there was huge teamwork on show at the 2018 State Age Championships, where 520 umpires officiated, while 310 umpires took charge of the State Championships.

On top of this, hundreds of umpires were upskilled at state-wide workshops, with 320 attending the Regional Umpire NetEd Workshops and 170 attending National Badge Development Camps.

At the elite level, five of the 10 contracted Suncorp Super Netball umpires hailed from New South Wales – Bronwen Adams, Emma Davey, Helen George, Michelle Phippard and Tara Warner. In addition, Netball NSW had two of the seven umpires invited in to Netball Australia's Emerging Talent Program – Tayla Favell and Tamara Welsford.

Internationally, our umpires had the following appointments: Bronwen Adams (IUA testing, Quad Series), Helen George (Commonwealth Games, Quad Series), Michelle Phippard (Quad Series, Commonwealth Games), Clare McCabe (Fast5 Netball World Series), Tara Warner (Asian Champs, Quad Series, IUA Endorsement).

Netball NSW would also like to recognise umpiring legend Sharon Kelly OAM, who was awarded the Order of Australia Medal in June and the Netball Australia Service Award in December. Sharon umpired over 100 international matches, including four World Cups and five Commonwealth Games. Since retiring she has taken the role of NSW Umpire Coach and remains a mentor for aspiring officials across the state.

Bench Officials

Six NSW bench officials achieved their National accreditations in 2018 – Tairua Ben-Vavia, Raelene Turner, Kirsten Stewart, Alex Pinnington, Robyn Ellis and Robin Glennan – in a year in which NSW officials took centre stage in some of the most high-profile competitions on the netball calendar.

Netball NSW Board Member Ruth Havrlant was appointed as a Bench Manager for the Gold Coast Commonwealth Games, with Timers Patricia Mann and Yvonne Richardson OAM also appointed.





A staggering 1,302 coaching accreditations were awarded in NSW over 2018 in the five available levels: Foundation, Development, Intermediate, Advanced and Elite.

Havrlant, Mann, Margot Paterson and Karen Wilson officiated during the 2018 Quad Series, with all four also on duty during the 2018 Suncorp Super Netball season, alongside fellow NSW representatives Helen Andrews, Lyn Bonnet, Debbie Philips, Keryn Twining, Alan Melville and Judy Burns.

The majority of the above officiated during the 2018 Deakin University Australian Netball League too, with Lara Mina, Kylie Tzavaras, Maria Rigor and Dianne Ward also flying the flag for NSW.

Netball NSW would finally like to thank Lynn Quinn OAM who announced she would be retiring from bench official duties in 2018. She is a pioneer in bench officiating and has led the way across Australia for making this aspect of the game much more professional.

Quinn has an extremely impressive CV and tremendous experience, particularly in the area of bench officiating where she is unrivalled. She was recognised nationally in 2012 for

her vast contribution to netball by being awarded the Order of Australia Medal in the Australia Day Honours List. Her career highlights include the 1991 World Championships in Sydney, the 2002 Commonwealth Games in Manchester and the 2006 Commonwealth Games in Melbourne.

Quinn has trained and educated bench officials over multiple decades, officiated at all levels of competition from Metro League, Premier League and Nationals to the World Cup.

She is a legend of the game who Netball NSW will forever be indebted to.

2018 Netball NSW Biennial Conference

The 2018 Netball NSW Conference took place on Saturday and Sunday, 10-11 March, at the Genea Netball Centre. Participants were joined by industry leaders to discuss key issues such as how to leverage interest in netball, and opportunities for growth with innovative participation products and programs.

The Conference opened with a keynote address by Olympic hockey coaching legend Dr. Ric Charlesworth AO. A host of elite professionals such as Julie Fitzgerald, Briony Akle, Clare McMeniman, Sharon Kelly OAM and Simone McKinnis OAM, also spoke about what's in store in the fields of playing, coaching, officiating and further afield in the netball world.

The 2018 Netball NSW Conference was all about education, learning and development opportunities for those who wished to network and up-skill for the future.

It was the seventh event of its kind and proved to be a hit with both presenters and participants alike.

Suncorp Super Netball

The 2018 Suncorp Super Netball competition lived up to its billing as the greatest netball competition on the planet, with the second year of the all-Australian league going above and beyond what was achieved in 2017.

From a New South Wales perspective, there was plenty to be excited about as both Netball NSW elite teams, the NSW Swifts and GIANTS Netball went toe-to-toe with the best Australia has to offer, with the GIANTS ending the regular season as Minor Premiers after a fine win over the West Coast Fever at the International Convention Centre (ICC) Sydney.

The season started with a bang at Qudos Bank Arena in Sydney Olympic Park as Julie Fitzgerald's GIANTS got revenge over the Sunshine Coast Lightning for their 2017 Grand Final defeat with an impressive Round 1 win. And who could forget the Swifts' epic 54-53 comeback win over the Queensland Firebirds with the last play of the game?



The first NSW derby of 2018 came in Round 3, with Qudos Bank Arena again the venue, and what a classic that game turned out to be. The GIANTS, who did the double over the Swifts in 2017, were in control for much of the game but a final-quarter charge by Briony Ake's troops saw them lift the Carole Sykes Memorial Trophy for the first time with a 55-54 win.

The GIANTS, however, didn't let the loss slow them with subsequent wins over the Firebirds and Melbourne Vixens putting them in the early running for a Finals spot; they had four wins and two losses to their name when the bye weekend came around.

The Swifts, meanwhile, were proving that the harsh lessons of 2017 had been heeded as they began to close out the games they couldn't 12 months previous. A two-goal loss to the Vixens in Melbourne and defeat to the Fever away in Perth meant they had registered two wins and two losses from their opening four games, but good victories over the Collingwood Magpies and Adelaide Thunderbirds meant they joined the GIANTS in the top four at the bye.

Round 7 saw another double header take place at Qudos Bank Arena, and it was a great day for NSW netball with both the Swifts and GIANTS registering wins. The GIANTS were too strong for the Magpies, while the Swifts got their first-ever win over the Lightning since the 2017 Premiers were introduced to the competition.

It would be a second half of contrasts for the NSW sides in the final seven rounds of the regular season. The GIANTS marched towards the Finals Series while the Swifts fell just on the wrong side of a number of results which ended their finals hopes.

The GIANTS, one of only two teams to remain in the competition top four all season, recorded a 63-44 win over the Thunderbirds in Round 9 at AIS Arena in Canberra and got revenge in the second NSW derby of the year in Round 10, which doubled as the league's first-ever Indigenous Round. A packed ICC in Sydney saw Fitzgerald's team reclaim state bragging rights, before good victories over the Vixens and Magpies cancelled out a Round 11 loss to the Firebirds.

Losses to the GIANTS, Vixens and Firebirds saw the Swifts lose some of their finals momentum, however, a heart-breaking 74-68 loss to the ladder-leading Fever – the highest score by a losing team in the league's history – showed the Abbey McCulloch-led team were still in the running with the competition's best.

A disappointing draw with the Magpies in Melbourne and a loss to the Lightning in Queensland ended the Swifts' Finals hopes, however, a 69-41 defeat of the Adelaide Thunderbirds in Round 14 highlighted the progress made in their campaign.

The GIANTS' thrilling Minor Premiership win over the Fever allowed their fans dream the side could be the first to bring a Premiership back to the State since the Swifts in 2008, but it wasn't meant to be.

The Fever exacted revenge a week later in the Major Semi Final meaning the GIANTS would have to host the late-charging Lightning in a do-or-die Preliminary Final for the right to face the West Australians at the big dance in Perth.

It was an epic contest but the Lightning showed just why they were the defending champions, downing the GIANTS 59-50 before going on to put in a similar performance in the competition decider and claim back-to-back Premierships.

It was a season where both Swifts and GIANTS thrilled netball, and indeed wider sports fans, in equal measure. Netball NSW looks forward to what they will bring to the party in 2019.

SUNCORP SUPER NETBALL 2018: FINAL PLACINGS

PLACE	TEAM
1	Sunshine Coast Lightning
2	West Coast Fever
3	GIANTS Netball
4	Queensland Firebirds
5	Melbourne Vixens
6	NSW Swifts
7	Collingwood Magpies
8	Adelaide Thunderbirds



There was plenty to be excited about as both Netball NSW elite teams, the **NSW Swifts** and **GIANTS Netball** went toe-to-toe with the best Australia has to offer.



New Training Base for NSW Swifts

They are one of the most decorated teams in Australian sport and the NSW Swifts are looking to the future with the announcement in October that the Club is set to move operations to Sydney's Moore Park as part of a \$65 million project being run in conjunction with the Sydney Swans and Playbill Venues.

The Swans, one of the country's most successful AFL teams, and Playbill Venues, who have operated the Royal Hall of Industries (RHI) and Hordern Pavilion for the past 18 years, have joined forces to lead the project which will revitalise the historic buildings and create a new sporting, community and outdoor entertainment space.

The RHI, with the help of the NSW Government, will become a new headquarters for the Sydney Swans and the NSW Swifts, with an international standard netball training court part of the new shared High Performance and Community Centre.

Education charities for Indigenous Australians, the GO Foundation and the Clontarf Foundation – as well as the Australian Red Cross Blood Service Donation Centre – will also be based there.

While the timeline on the project is yet to be confirmed, Netball NSW CEO Carolyn Campbell said it was a historic announcement for the Swifts and one the Club and wider netball community would reap the benefit of.

"This is a very exciting time for both the NSW Swifts and Netball NSW," she said.

"Not only will the Swifts have access to first class training facilities at this new centre, we also plan on making the netball facilities available to local community-based clubs in the region when they are not in use by the team, therefore this is also a community project.

"We have had a long-standing partnership with the Sydney Swans since 2008 and this announcement is a further strengthening of that.

"Our priority is to find the best facilities possible for the Swifts to help them excel on court, and keep bringing success to New South Wales. I know that the new High Performance and Community Centre in Moore Park will be world class and of huge benefit to us.

The new High Performance and Community Centre in Moore Park will be world class and of huge benefit.

"Having successful teams at the top level is vital when it comes to growing netball. The Swifts, under the guise of the Sydney Swifts and NSW Swifts, have five Premierships in the trophy cabinet and inspired countless young people to take up the game.

"But we must keep pushing ahead and ensure growth, in terms of exposure and participation. This announcement helps us to keep the Swifts and netball community moving in a very positive direction.

"I would like to thank the Sydney Swans and the NSW Government for their continued commitment to netball in this state and look forward to working with them closely as we get the project underway."

Sydney Swans Chief Executive and Managing Director Andrew Ireland echoed Campbell's sentiments about the new facility helping both sports flourish, and said he was looking forward to the AFL team's continued partnership with the Swifts.

"This is an historic announcement that will strengthen the Sydney Swans' partnership with the NSW Swifts by bringing football and netball together under the one roof," Ireland said.

"Together the new Sydney Swans HQ and Community Centre will provide the best opportunity for everyone involved with the Swans and Swifts to reach their goals in and out of the sporting arena."

The Royal Hall of Industries will become home to:

- Sydney Swans
- NSW Swifts
- QBE Sydney Swans Academy, youth girls' and boys' programs
- A future Sydney Swans AFLW team
- GO Foundation
- Clontarf Foundation
- Australian Red Cross Blood Service donation centre

NSW Pathways

As one of the key pillars of Netball NSW, the High Performance Pathways enjoyed another fine year in 2018, working closely with Regional Academies of Sport and other stakeholders throughout the State to deliver the best possible environment for up-and-coming talent to thrive in.

The Pathways Review and Recommendations Report was completed in 2018 and provided research-based findings to help the Pathways Unit to formulate strategies for the next four years, until 2022.

This builds on the great work which was carried out over the past 12 months to ensure athletes from every area of NSW had equal opportunity to perform to their potential and highlight their talents in front of State and Academy coaches.

Talent Squad sessions and Regional Talent Squad sessions were key to this. They were led by many of NSW's most experienced coaches and provided more than 100 athletes with access to coaching excellence in the lead up to 2019 State Team trials.

Netball NSW once again took trials for the NSW 17/U team to the regions, including Orange, Canberra and Port Macquarie, as well as at the Genea Netball Centre in Sydney Olympic Park.

There were also very positive results when it came to the number of athletes putting themselves forward for selection. The 17/U side started out with 238 to choose from, while the 19/U selectors had to choose 12 players from 89 hopefuls. The State Team selection process also highlighted the organisation's wonderful working relationships with Regional Academies of Sport coaches throughout NSW; all but one of the 2019 17/U team are Regional Academy graduates.

Netball NSW was also happy to select 26 athletes for the 2019 NSW Talent Squad. In addition to naming the 12 players in each of the State Teams, selectors identified athletes who they want to keep engaged in the High Performance Pathway. Each player selected in the Talent Squad – which includes athletes from regional and metro areas – impressed selectors with their potential.

Also announced was the Regional Talent Squad, a group which – unlike the main NSW Talent Squad – focuses solely on regional athletes. During the State Team trials there were a number of regional players who showed exciting potential. The Regional Talent Squad encompasses athletes from rural NSW and exposes them to coaching excellence and a high performance culture. This program assists athletes to realise their potential in the Netball NSW Pathway despite the challenges of living remotely.

A Strength and Conditioning Intern will now work with both the State Teams and the Talent Squads with the goal that NSW athletes will be stronger, fitter, faster and more resilient if injuries strike.

The plan is to provide all Pathway athletes with consistent, progressive and individualised strength and conditioning programs.

In the Sydney Netball Academy (SNA) space, which is operated by Netball NSW, there was significant individual and collective developments with two athletes selected for the Australian Schoolgirls Squad and SNA winning both divisions of the Academy Challenge.

The Netball NSW Pathways Unit was the beneficiary of some very welcome State and Federal Government grants over the past 12 months. An Inclusive Communities Grant, which was provided by the Australian Government, allowed the organisation to host an Indigenous Talent Camp with 43 young athletes, 13 coaches and five umpires from all over NSW taking part. The grant enabled Netball NSW to assist Indigenous coach and player development in rural and remote regions as well.

There were also welcome grants from the Women Leaders in Sport Program, an Australian Government initiative that is managed by Sport Australia in partnership with the Office for Women, and the Sport Development Grant Program from the NSW Government's Office of Sport.

The former allowed Netball NSW to host weekend workshops and coach mentoring sessions for all Regional Academy coaches, while the latter provided Regional Academy athletes the opportunity to become accredited coaches.

Finally, in looking ahead to the future, Netball NSW selectors took part in systemised Talent ID at the State Championships, State Age Championships and school carnivals to ensure the next potential Swift, GIANT, or even Australian Diamond, is given every chance to flourish from an early age.



National Netball Championships



2018 NSW 17/U Team.



2018 NSW 19/U Team.

The National Netball Championships provide an annual occasion for Australia's best young netball talent to represent their respective state or territory. They are also a fantastic pathway opportunity for athlete exposure and talent identification.

The 2018 Nationals took place in Adelaide from April 17-22 with the NSW 17/U and 19/U teams going head-to-head with the best up-and-coming talent from around the country.

The NSW 17/U team just missed out on a place in the Finals on goal percentage. They registered three wins, three losses and a draw in their round robin campaign before coming home with two wins to secure fifth on the ladder.

Under the stewardship of head coach Nerida Stewart, the NSW 17/U side pushed 2018 champions South Australia the hardest over the week of competition, going down to them by just one goal and highlighting just how tight the competition was.

Meanwhile, after putting together four wins from seven games, Lenore Blades' NSW 19/U side reached the Finals Series – finishing in fourth place on the competition ladder.

They secured a Finals spot on the last day of regular-round competition but were unable to get past eventual winners Victoria in the Semi Finals.

However, a fine 32-24 win over Western Australia was enough to secure a well-deserved top-three finish.

2018 NSW 17/U Team

Monique Clifton – Blacktown City
Jemma Donoghue – Northern Suburbs
Sophie Dwyer – Eastwood Ryde
Nakita Jackson – Newcastle
Matisse Letherbarrow – Baulkham Hills
Annie Miller – Manly-Warringah
Leilani Rohweder – Lismore & District
Amy Sligar – Camden & District
Natalie Sligar – Camden & District
Dakota Thomas – Newcastle
Hannah Victor – Baulkham Hills

Head Coach: Nerida Stewart – Gosford
Assistant Coach: Nardia Macdonald – Northern Suburbs
Team Manager: Maureen Stephenson – Manly-Warringah

2018 NSW 19/U Team

Beatrice Dignan – Sutherland Shire
Maddy Eaton – St George
Tayla Fraser – St George
Lili Gorman-Brown – Sutherland Shire
Tegan Holland – Hastings Valley
Courtney Jones – Sutherland Shire
Shelby Mallon – Sutherland Shire
Matilda McDonnell – St George
Teigan O'Shannassy – Manly-Warringah
Tara Rigney – Northern Suburbs
Latika Tombs – Manly-Warringah
Georgia Westwood – St George

Head Coach: Lenore Blades – Sutherland Shire
Assistant Coach: Amber Cross – Wyong District
Apprentice Coach: Kirstie Fuller – Glen Innes/Gunnedah
Team Manager: Tania Dorahy – Northern Suburbs

The National Netball Championships provide a fantastic pathway opportunity for athlete exposure and talent identification.

Marie Little OAM Shield

New South Wales brought home the Marie Little OAM Shield for the fourth consecutive year in 2018, continuing their record as one of Netball NSW's most successful State teams.

The Marie Little OAM Shield, named after Marie Little OAM, who dedicated her life to helping those with a disability, is the premier Australian netball event for players with an intellectual disability. It is an inclusive competition that gives those players the opportunity to represent their State and compete at a national tournament.

From 5-7 October in Brisbane, teams from New South Wales, Victoria, Western Australia, Queensland, South Australia and the Northern Territory competed to be crowned national champions, with an exciting incentive - the Grand Final would be played before the Samsung Australian Diamonds v New Zealand Silver Ferns Constellation Cup match.

NSW have been titleholders of the Marie Little OAM Shield since 2015 and they continued their winning streak in 2018 after defeating South Australia (13-10) in the Grand Final. They won all but one of their games during the round robin tournament. The team truly embodied the spirit of fairness and great sportsmanship, creating an environment where everyone enjoyed playing the game throughout the tournament – exactly what Marie Little OAM championed.

After going down to the South Australian side in their match up the day before, NSW rallied to come back from 3-0 in the early minutes of their Grand Final. Displaying great teamwork and resilience, the team went on to win the tightly contested game and retain the Shield, along with the right to call themselves National Champions.

2018 RESULTS

GAME	RESULT	W-L-D
1	NSW 27 Western Australia 1	1-0-0
2	NSW 12 South Australia 5	2-0-0
3	NSW 13 Victoria 3	3-0-0
4	NSW 23 Queensland 1	4-0-0
5	NSW 22 Northern Territory 2	5-0-0
6	NSW 12 South Australia 13	5-1-0
7	NSW 25 Western Australia 2	6-1-0
8	NSW 19 Northern Territory 4	7-1-0
Gold Medal	NSW 13 South Australia 11	8-1-0



2018 New South Wales Marie Little OAM Shield Team

- Brittany Anderson – Illawarra
- Taylor Anderson – Illawarra
- Dallas Austin (Vice Captain) – Blue Mountains
- Karina Baines – Penrith
- Melissa Gallagher (Captain) – Blue Mountains
- Kristin Mercer – Sutherland
- Eliza Mills – Orange
- Bernadette Mills – Orange
- Nalyn Sirivivatnanon – Eastwood Ryde
- Casey Stevens – Sutherland

Training Partners

- Emily Bloor – Camden District
- Jessica Daher – Sutherland
- Rebel Ervasti – Hastings Valley
- Eadynn Haak – Manly-Warringah
- Jemima Heberden – Ku-ring-gai
- Ellen Hester – Eastwood Ryde
- Jade Lucy – Sutherland
- Jane Thorpe – Sutherland

Coaching & Support Staff

- Head Coach: Jenny O'Keeffe – Baulkham Hills
- Team Manager: Ellen Monaghan – Newcastle
- Development Coach: Gill Bennett – Eastwood Ryde
- Assistant Coach: Therri Ellison – Inner West
- Umpire: Jacqui Osbourne – Eastwood Ryde
- Medic: Ashley O'Keeffe – Baulkham Hills



Netball NSW Waratahs



The Netball NSW Waratahs put the disappointment of missing out on the 2018 Deakin University Australian Netball League (DUANL) Grand Final behind them by securing a third-place finish in the competition.

Having gone down to eventual winners the Tasmanian Magpies in their Semi Final 66-55, the NNSW Waratahs regrouped to beat the Victorian Fury 57-54 the next day to give their Finals campaign a silver lining.

After missing out on Finals in 2017, the NSW side put in a fantastic effort to finish the 2018 regular season in second place behind the Fury, meaning they would face third-placed Magpies in the Semi Finals with the Victorians doing battle with the fourth-placed Canberra GIANTS.

However, the top two were unable to replicate their regular season form with both the GIANTS and Magpies going on to contest the Grand Final and the Tasmanians taking the title.

The DUANL is Netball Australia's feeder competition into Suncorp Super Netball, providing a pathway for the development and identification of national athletes, coaches, administrators and officials in Australia.

For the players, it is a fantastic opportunity to test their skills in a competition that bridges the gap between state-based competitions and Suncorp Super Netball.

Each team is aligned to a Suncorp Super Netball team with the NNSW Waratahs, as per previous seasons, linked to the NSW Swifts in 2018. All four 2018 NSW Swifts Training Partners were included in the NNSW Waratahs squad.

"The link with the NSW Swifts was and remains a huge motivation for the players selected in the Waratahs," 2018 Head Coach Colleen Mitchell said.

"The Swifts have long been one of Australia's premier sporting franchises and to have a bond with them is huge boost to the Waratahs starting to chase their dreams."

While the NNSW Waratahs missed out on the title in 2018, their campaign was a welcome return to form for a very proud NSW team with a top-three finish a great return for their efforts.

2018 Netball NSW Waratahs

Elle Bennetts – Ku-ring-gai
 Olivia Coleman – Eastwood Ryde
 Nikki Deegenaaers* – Manly-Warringah
 Tayla Fraser – St George
 Lili Gorman-Brown – Sutherland Shire
 Sophie Halpin* – Eastwood Ryde
 Clare longi – Inner Western Suburbs
 Matisse Letherbarrow – Baulkham Hills
 Matilda McDonell – St George
 Alison Miller* – Ku-ring-gai
 Lauren Moore* – Northern Suburbs
 Kelly Singelton – Manly-Warringah
 Nicole Styles – St George
 Laura Towell – St George

*Denotes 2018 NSW Swifts Training Partner

Head Coach: Colleen Mitchell – Ku-ring-gai
Assistant Coach: Sonia Mkoloma – Ku-ring-gai
Team Manager: Claire Dale – Eastwood Ryde
Physiotherapist: Kandice Goodwin

2018 FIXTURE & RESULTS

ROUND	FIXTURE (HOME V AWAY)	W-L-D
1	Victorian Fury 61 NNSW Waratahs 46	0-1-0
	Victorian Fury 50 NNSW Waratahs 58	1-1-0
2	NNSW Waratahs 58 Canberra GIANTS 46	2-1-0
	NNSW Waratahs 60 Canberra GIANTS 45	3-1-0
3	Western Sting 37 NNSW Waratahs 44	4-1-0
	Western Sting 43 NNSW Waratahs 49	5-1-0
4	NNSW Waratahs 54 Tasmanian Magpies 58	5-2-0
	NNSW Waratahs 62 Tasmanian Magpies 66	5-3-0
5	NNSW Waratahs 56 Southern Force 44	6-3-0
	NNSW Waratahs 56 Southern Force 58	6-4-0
6	NNSW Waratahs 71 Territory Storm 34	7-4-0
	NNSW Waratahs 60 Territory Storm 46	8-4-0
7	Queensland Fusion 48 NNSW Waratahs 57	9-4-0
	Queensland Fusion 42 NNSW Waratahs 53	10-4-0
Semis	NNSW Waratahs 55 Tasmanian Magpies 66	10-5-0
3-4 playoff	NNSW Waratahs 57 Victorian Fury 54	11-5-0

NSW Swifts

A thrilling ride? A glimpse into the rising force of Australian netball? A year where the youngest team in the competition dared to dream success would come sooner than predicted?

You certainly could ascribe all of those to 2018. Starting the season with a thrilling win over the Queensland Firebirds in Round 1, it was clear this young group – now a year older – were starting to become more street-smart, winning the games they lost in 2017.

After a turbulent off-season, new Head Coach Briony Akle instilled belief in her troops. No longer would the excuse of youth cut it. It was time to win more and the Swifts delivered.

It wasn't quite enough to return the Swifts to the Finals for the first time since 2016, but things were different. They gave it a red-hot crack and the margins between victory and defeat were minimal.

Having failed to register wins over the GIANTS, Magpies, Firebirds and Lightning in 2017, the Swifts righted those results, beating the Minor Premiers and three of the competition's top four in the process.

While bonus points didn't fall in their favour, the Swifts' remained in the Finals race right up until the penultimate round of regular season, proving the harsh lessons of last year had been heeded, the growth in the team unquestionable.

Under the leadership of Captain Abbey McCulloch and deputies Paige Hadley and Maddy Proud, the NSW Swifts became a force again. Sarah Klau earned selection for the Australian Diamonds, Maddy Turner grew as a leader, Helen Housby brought her Commonwealth Gold winning form back to Suncorp Super Netball and Sam Wallace thrilled with stylish flamboyance.

A new wave of talent showed they could cut it at this level too. Sophie Garbin and Kate Eddy fitted in seamlessly, while Claire O'Brien, whose season was sadly cut short by injury, continued to star when given more opportunities to do so.

When injury struck, training partner Sophie Halpin fought the GIANTS at the ICC before England star Natalie Haythornthwaite joined to add more international clout to the team to see the season out.

They played for NSW, they played for the Club and for themselves, and won and lost together.



2018 NSW Swifts: Kate Eddy, Sophie Garbin, Paige Hadley (Vice-Captain), Natalie Haythornthwaite (Permanent Replacement Player), Helen Housby, Sarah Klau, Abbey McCulloch (Captain), Claire O'Brien, Maddy Proud (Vice-Captain), Maddy Turner, Sam Wallace

Training Partners: Nikki Deegenars, Sophie Halpin, Ali Miller, Lauren Moore

Head Coach: Briony Akle

Assistant Coach: Anita Keelan

Operations Manager: Nikki Welsford

Physiotherapist: Steve Naylor

Strength & Conditioning: Lukas Cannan

Performance Analyst: Zoe Tsimos

2018 FIXTURE & RESULTS

RD	FIXTURE (HOME V AWAY)	W-L-D
1	NSW Swifts 54 Queensland Firebirds 53	1-0-0
2	Melbourne Vixens 63 NSW Swifts 61	1-1-0
3	NSW Swifts 55 GIANTS Netball 54	2-1-0
4	West Coast Fever 63 NSW Swifts 54	2-2-0
5	NSW Swifts 64 Collingwood Magpies 54	3-2-0
6	NSW Swifts 51 Adelaide Thunderbirds 49	4-2-0
7	NSW Swifts 59 Sunshine Coast Lightning 56	5-2-0
8	Queensland Firebirds 60 v NSW Swifts 57	5-3-0
9	NSW Swifts 58 Melbourne Vixens 65	5-4-0
10	GIANTS Netball 66 NSW Swifts 56	5-5-0
11	NSW Swifts 68 West Coast Fever 74	5-6-0
12	Collingwood Magpies 57 NSW Swifts 57	5-6-1
13	Sunshine Coast Lightning 61 NSW Swifts 51	5-7-1
14	Adelaide Thunderbirds 41 NSW Swifts 69	6-7-1

Canberra GIANTS



The Canberra GIANTS team provides a direct pathway for players to the elite netball level and is comprised of players from both the Netball NSW and Netball ACT pathways competing in the Deakin University Australian Netball League (DUANL).

Once again led by the highly capable co-Head Coaches Maria Lynch and Sharyn Hill, the extended 14-player squad included five GIANTS Netball Training Partners. While the ACT players on the team trained in Canberra during the off-season, alongside the Canberra GIANTS Development Squad, and the NSW players trained in Sydney, all players came together in Sydney on a regular basis in the lead up to and during the DUANL season.

The Canberra GIANTS had a strong start to the season in Adelaide, with two wins over Southern Force in Round 1. Derby matches against the Netball NSW Waratahs in Round 2 proved to be harder to navigate, with their opponents locking away both wins in Sydney. During Round 3 in Sydney they found their winning form again, taking all points against the Queensland Fusion with comfortable wins. Victorian Fury were a tough Round 4 foe, handing difficult losses to the GIANTS in both games. Travel to Launceston was beneficial as the team took home both wins in Round 5 against Western Sting. The results of Round 6 were split as Canberra GIANTS and Tasmanian Magpies both secured a win, in a round that foreshadowed the close Grand Final. It was a strong finish to the season in Round 7, with resounding wins over Territory Storm.

After placing third on the ladder in 2017, the Canberra GIANTS once again qualified for the Finals in 2018 after finishing fourth in the regular season. This year though, they went one better than 2017 – securing a place in the Grand Final after a brilliant win over minor premiers, the Victorian Fury, in a thrilling Semi-Final in front of a home crowd in Canberra at Netball ACT headquarters.

The Grand Final - their first ever in only their second season as a Club - against Tasmanian Magpies was played before the GIANTS Netball v Adelaide Thunderbirds match at AIS Arena in Canberra, with an energetic crowd cheering the team on. It was an intense and tightly contested match, with the GIANTS falling short by just one goal, but proudly taking home the Silver Medal.

Capping off a stellar season and proving why she was selected to join the 2019 GIANTS Netball team, Amy Parmenter was named 2018 Canberra GIANTS Most Valuable Player, with Taylah Davies taking home the Coaches Award.

2018 Canberra GIANTS

Millie Boehm – Arawang, ACT
 Georgia Clayden – Arawang, ACT
 Taylah Davies* – Eastwood Ryde, NSW
 Madeline Eaton – Sutherland Shire, NSW
 Ngawai Eyles – Netball ACT
 Beryl Friday – Randwick, NSW
 Angelina Frketic – Baulkham Hills, NSW
 Maddie Hay – Sutherland Shire, NSW
 Grace Hill – Canberra, ACT
 Leigh Kalsbeek – Arawang, ACT
 Stephanie MacGougan – Manly Warringah/Northern Suburbs, NSW
 Nalani Makunde – Canberra, ACT
 Georgia Marshall* – Manly Warringah, NSW
 Teigan O'Shannassy* – Manly Warringah, NSW
 Amy Parmenter* – St George District, NSW
 Keely Rodrigo – Tuggeranong, ACT
 Kara Styles – St George District, NSW

*Denotes 2018 GIANTS Netball Training Partner

Head Coaches: Sharyn Hill (ACT) and Maria Lynch (NSW)
Assistant Coach: Tara Steel
Talent & Performance Manager: Nicole Bowles
Performance Analyst: Krystle Tate
Manager: Jessica Stephens
Physiotherapist: Gemma Vale

2018 FIXTURE & RESULTS

RD	FIXTURE (HOME V AWAY)	W-L-D
1	Southern Force 46 Canberra GIANTS 55	1-0-0
	Southern Force 58 Canberra GIANTS 67	2-0-0
2	NNSW Waratahs 58 Canberra GIANTS 46	2-1-0
	NNSW Waratahs 60 Canberra GIANTS 45	2-2-0
3	Canberra GIANTS 57 Queensland Fusion 44	3-2-0
	Canberra GIANTS 64 Queensland Fusion 48	4-2-0
4	Canberra GIANTS 53 Victorian Fury 61	4-3-0
	Canberra GIANTS 54 Victorian Fury 61	4-4-0
5	Western Sting 44 Canberra GIANTS 57	5-4-0
	Western Sting 38 Canberra GIANTS 62	6-4-0
6	Canberra GIANTS 52 Tasmanian Magpies 41	7-4-0
	Canberra GIANTS 51 Tasmanian Magpies 53	7-5-0
7	Territory Storm 42 Canberra GIANTS 65	8-5-0
	Territory Storm 29 Canberra GIANTS 70	9-5-0
SF	Victorian Fury 47 Canberra GIANTS 58	10-5-0
GF	Canberra GIANTS 53 Tasmanian Magpies 54	10-6-0

GIANTS Netball

The GIANTS put on a spectacular display of elite netball in 2018, finishing the regular season with 10 wins, three losses and a draw, to secure the Minor Premiership and a home Major Semi Final against West Coast Fever.

On court, they maintained a controlled and steady strategy, intersected with their characteristic moments of breathtaking vision and athletic flair, delighting fans and capturing the hearts of plenty of new followers. While off the court they embraced and gave back to the netball community and were embraced in return, with GIANTS memberships soaring.

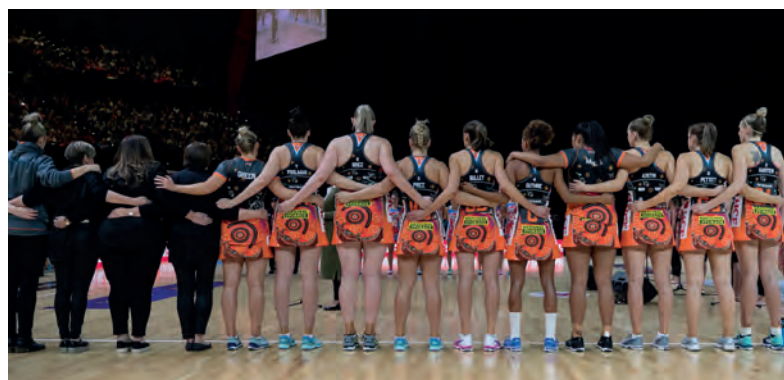
The introduction of the bonus points system turned the game on its head, but GIANTS used it to their advantage to rack up 34 bonus points, the second highest amount for the season. They were also one of only two teams to remain in the Suncorp Super Netball Top 4 all season. And it's not hard to see how; from their Round 1 revenge against Sunshine Coast Lightning, to their dominance over NSW Swifts in the second NSW Derby in Round 10 and their thrilling victory over West Coast Fever in Round 14, GIANTS fought hard and never stopped believing in their strength as a team.

The team secured their second consecutive Finals appearance in 2018, and while they faced a heartbreaking loss in the Preliminary Final, it was a game where every player in the team took to the court to do their part and personified the GIANTS' culture.

It was a year of returns, debuts and retirements. Welcomed back to the court from injury were Captain Kim Green and Kristiana Manu'a, who proved their resilience in fighting back from injury to return in top form. Kristiana Manu'a and Kiera Austin debuted in their first Suncorp Super Netball games as GIANTS, while legendary players Susan Pettitt and Bec Bulley – the most and second-most capped players in the league as of the 2018 season – played their last games of professional netball after announcing their retirements. The GIANTS also said farewell to Serena Guthrie, who returned home to England and Kristina Brice, who headed over the ditch to New Zealand. Assistant Coach Tania Obst also departed for an exciting new adventure in Adelaide.

Notable moments:

- Serena Guthrie, Jo Harten and Kim Green were selected in the Suncorp Super Netball Team of the Year.
- Jamie-Lee Price made her debut in the green and gold, becoming Diamond #176 after taking to the court during the Constellation Cup.
- Jo Harten, Serena Guthrie and the England Roses took home the Gold Medal in a thriller over Australia at the Gold Coast 2018 Commonwealth Games.
- Susan Pettitt was part of the Gold Coast 2018 Commonwealth Games Silver-Medal winning Australian Diamonds team.
- Sam Poolman and Kiera Austin were chosen to represent Australia at the Fast5 Netball World Series, with Poolman named as Captain of the squad. Julie Fitzgerald was named as Assistant Coach.
- Jo Harten made a clean sweep of the annual GIANTS Netball Gala Dinner Awards.



Milestones: 300 Games (coached) – Julie Fitzgerald
 20 Finals Campaigns (coached) – Julie Fitzgerald
 50 Games – Serena Guthrie (Round 4)
 50 Games – Sam Poolman (Round 9)

2018 GIANTS Netball Team: Kiera Austin, Kristina Brice, Bec Bulley, Kim Green (Captain), Serena Guthrie, Jo Harten (Vice Captain), Kristiana Manu'a, Susan Pettitt, Sam Poolman, Jamie-Lee Price, Latika Tombs*

*Temporary Replacement Player (Round 9)

Training Partners: Taylah Davies, Maddie Hay, Georgia Marshall, Teigan O'Shannassy, Amy Parmenter

Head Coach: Julie Fitzgerald

Assistant Coach: Tania Obst

Operations Manager: Denny Peacock

Strength & Conditioning: Simone Freeman

Performance Analyst: Zoe Vicic

Physiotherapist: Gemma Vale and Claire Rees

Dietician: Jessica Spendlove

Team Doctor: Dr. Sophie Armstrong

2018 FIXTURE & RESULTS

RD	FIXTURE (HOME V AWAY)	W-L-D
1	GIANTS Netball 56 Sunshine Coast Lightning 51	1-0-0
2	Adelaide Thunderbirds 48 GIANTS Netball 71	2-0-0
3	NSW Swifts 55 GIANTS Netball 54	2-1-0
4	GIANTS Netball 53 Queensland Firebirds 51	3-1-0
5	GIANTS Netball 58 Melbourne Vixens 51	4-1-0
6	West Coast Fever 63 GIANTS Netball 61	4-2-0
7	GIANTS Netball 63 Collingwood Magpies Netball 60	5-2-0
8	Sunshine Coast Lightning 53 GIANTS Netball 53	5-2-1
9	GIANTS Netball 63 Adelaide Thunderbirds 44	6-2-1
10	GIANTS Netball 66 NSW Swifts 56	7-2-1
11	Queensland Firebirds 64 GIANTS Netball 50	7-3-1
12	Melbourne Vixens 58 GIANTS Netball 60	8-3-1
13	Collingwood Magpies Netball 56 GIANTS Netball 66	9-3-1
14	GIANTS Netball 69 West Coast Fever 66	10-3-1
SF	GIANTS Netball 57 West Coast Fever 63	10-4-1
PF	GIANTS Netball 50 Sunshine Coast Lightning 59	10-5-1



Commercial & Corporate Partnerships

The continued growth of netball across New South Wales was reflected in the commercial sector of the business, with the organisation reporting a significant percentage increase in sponsorship revenue in 2018.

After a fantastic 2017, Netball NSW was delighted to again report strong growth in 2018 with an extra \$250,000+ of sponsorship revenue leading to nearly an eight percent increase on the yield of the previous 12 months.

The organisation welcomed a new Community and Netball NSW Schools Cup Naming-Rights Partner in the form of education provider TAFE NSW, a wonderful fit for two of the most important parts of the business. Gippsland Dairy were also welcomed into the netball family across the organisation's three brands: Netball NSW, the NSW Swifts and GIANTS Netball.

World renowned luggage manufacturer American Tourister ensured both the NSW Swifts and GIANTS Netball travelled to away games with some of the most stylish suitcases on the market, while Modibodi were a welcome addition across both the NSW Swifts and Netball NSW.

The NSW Swifts' Charity Partner, The Kids' Cancer Project, had huge success with their Crazy Hair & Sock Day campaign in 2018 with a record 72 Associations taking part to raise almost \$70,000 for kids cancer research – a fitting way to bring up 10 years of partnership.

Netball NSW and the NSW Swifts would like to take this opportunity to thank every Association who took part in raising funds for such a worthwhile cause.

Heading in to 2019 the NSW Swifts will, as ever, have Principal Partner QBE Insurance by their side and they will also welcome a new Major Partner in electricity provider Red Energy. Fertility specialists Genea will continue their partnership with netball in a new capacity as a Major Partner of the NSW Swifts.

At the end of 2018 GIANTS Netball Principal Partner HCF and Major Partner FDC Construction & Fitout extended their partnerships with the Minor Premiers for another year.

From a Suncorp Super Netball perspective, the move to the Channel Nine primary channel for live games in 2018 saw a 28 percent increase in cumulative viewership.

At state level, DOOLEYS continue to support the Metro League Competition, and Bing Lee the Netball NSW Regional League, while Court Craft expanded their partnership to include the new Fast5 Summer Series as well as the Night Interdistrict competition.

In the grassroots space, Woolworths launched their "You Grow Girl" campaign in 2018 with activations at the State and State Age Championships providing free fruit for competitors, which proved a real hit.

Meanwhile, Nissan provided a cash-back incentive on car purchases for registered netballers to expand their partnership with the sport.

Netball NSW would like to thank all partners for their valued support in 2018 – without them the game wouldn't be able to reach new heights.

Marketing, Communications and Events

The Marketing, Communications and Events team enjoyed a very busy and successful year in 2018 with each of the organisation's three brands – Netball NSW, the NSW Swifts and GIANTS Netball – going from strength to strength.

From grassroots to the elite level, engagement in the game was at an all-time high in 2018 with thousands of athletes and fans descending on local Associations for events such as the State Age Championships, and over 1 million tuning in to Channel Nine to watch the 2018 Suncorp Super Netball Grand Final.

Suncorp Super Netball Membership Growth

The second season of Suncorp Super Netball brought with it record membership numbers for the elite game in New South Wales with both the NSW Swifts and GIANTS Netball seeing big increases in their respective fan-bases.

The Swifts, under the stewardship of new Head Coach Briony Akle, had a 19% increase in their memberships, going from 2,279 in 2017 to 2,720 in 2018. The GIANTS meanwhile had an even better result with a 27% increase to hit the 3,000-member mark. They went from 2,473 members in 2017 to 3,137 in 2018.

The greater membership numbers for both teams helped boost crowds at Sydney's Qudos Bank Arena, where they had average attendances of just under 10,000, while they also sold out the ICC Sydney on Darling Harbour for the second NSW Derby of the year.

Social & Mainstream Media

Netball was front and centre of both national and local media in 2018, with the elite level, pathways, grassroots and community engagement all seeing major increases in coverage.

At grassroots level, products such as Walking Netball and TAFE NSW Schools Cup and the promotion of athletes from around NSW who made it to State Teams was widely covered by News Ltd and Fairfax's regional titles such as News Local and the Central Western Daily.

At national level, the Daily Telegraph and Sydney Morning Herald produced netball features on either the Swifts or GIANTS – sometimes both – every weekend during the Suncorp Super Netball season, while the 1 million who tuned in for the Grand Final proved the sport is now firmly implanted in the Australian sporting psyche.

The Swifts' social presence continued to build, with their Facebook (6% growth), Twitter (12% growth) and Instagram (19% growth) channels all growing for a combined social audience of just under 85,000.

The GIANTS had big successes too, with 19% Facebook growth, along with 44% and 62% increases on Twitter and Instagram respectively for a combined social audience of just over 49,000. The team also saw an increase of 186% on its YouTube Channel.

Netball NSW's Facebook and Twitter accounts grew steadily, but it was the organisation's Instagram account that saw the biggest growth – 20% up from 10,000 in 2017 to over 12,000 in 2018.

Events

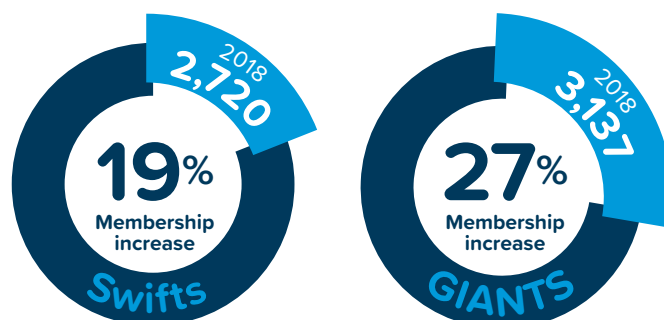
The 50th hosting of the Netball NSW State and State Age Championships were huge undertakings for the organisation but each turned out to be special events for everyone concerned. Almost 3,000 players, representing 300-plus teams from 88 Associations, took part in the latter across four venues. Meanwhile 1,000 players representing 95 teams from 71 Associations took part in the State Championships at Gosford.

In Suncorp Super Netball, the first-ever Indigenous Round was held in Round 10, with both the Swifts and GIANTS sporting dresses designed by renowned artist, Dennis Golding, and 16-year-old student, Krystal Dallinger, respectively, for the Derby at ICC Sydney.

The NSW Swifts also scored 8.5/10 for Game Day satisfaction (up from 7.7 year on year) in an end-of-season report conducted by Nielsen, with 94% of game attendees saying they would go again, up from 87% the previous year.

The GIANTS scored 8.6/10 Game Day satisfaction (up from 7.8 year on year) in the same survey, with 93% of attendees saying they would return, up from 88% in 2017.

The second season of Suncorp Super Netball brought with it record membership numbers.



Genea Netball Centre

2018 has been a huge year for the home of netball in New South Wales, with its busiest year since doors opened in December 2014.

While the venue is the home of Netball NSW, and the game continues to be a regular fixture at the Centre and its priority and main focus, in 2018 the Centre also saw regular bookings for a variety of sports including martial arts, volleyball, table tennis, basketball and dancing, along with a host of partner and industry events such as Schools Spectacular rehearsals and trade expos.

On the netball front, the Centre was the training facility for the NSW Swifts and GIANTS Netball, regularly hosted the Premier League competition, DOOLEYS Metro League competition, Court Craft Fast5 Summer Series and Night Interdistrict, along with Suncorp Super Netball pre-season matches, the Mens and Mixed National Netball Championships and various training courses for netball officials.

With a multitude of events and bookings keeping things busy, over 280,000 people walked through the front doors of Genea Netball Centre in 2018.

The facility upped the prestige in 2018, playing host to two major International events and one National event.

The highlight was definitely the 9-day period in October, where the facility welcomed the inspirational and star-studded Invictus Games. The Centre's Show Court played host to both Seated Volleyball and Powerlifting competitions during the event. An uplifting event for staff and visitors alike, the Invictus Games is recognised as being one of the most memorable undertakings for the venue.

Major Event Highlights in 2018:

- 2018 Netball NSW Biennial Conference (February 2018)
- 2018 Suncorp Super Netball Pre-Season matches between NSW Swifts, GIANTS Netball, England Roses and West Coast Fever (March 2018)
- Mens and Mixed National Netball Championships (April 2018)
- 2018 Sydney Dolls House and Miniatures Fair (May 2018)
- 2018 Sydney International Badminton Competition – Training Venue (May 2018)
- 2018 Netball NSW State Masters Competition (May 2018)
- 2018 National University Indigenous Netball & Volleyball Competitions (June 2018)
- 2018 Goalball NSW State Championships (July 2018)
- 2018 Netball All Schools Cup (August 2018)
- International Wheelchair Rugby World Championships (August 2018)
- Australian Dance Festival (September 2018)
- 2018 Invictus Games (October 2018)
- Dancefever Schools Challenge (December 2018)
- Dancesport Confidence – Schools Ballroom Dancing Competition (December 2018)
- Australian Defence Force National Netball Championships (December 2018)





2018 Invictus Games. Credit: Getty Images.

The highlight was definitely the 9-day period in October, where the facility welcomed the inspirational and star-studded Invictus Games, one of the most memorable undertakings for the venue.

A priority for Venue Operations staff is regular maintenance and upkeep of the facilities.

“When you allow close to 300,000 people through your doors annually you expect there to be wear and tear across your facility. We have engaged some really great contractors who ensure that the building is safe, compliant and well presented at all times,” Venue Manager Ben Jessimer said.

Regular maintenance includes annual floor sanding and lacquering, monthly fire services testing, monthly HVAC testing, pest control and painting to name just a few.

There were also upgrades and new programs introduced in 2018 and special projects completed were:

- Permanent Ice Bath installed in NSW Swifts Change Room
- 100KW Solar System installed on the roof of the Centre (with perceived payback of 2.5 years and up to 30% reduced electricity usage from the grid)
- High Performance Gymnasium installed under Show Court Grandstand (with \$11,000 funding from NSW Government)
- Citizen Blue Recycling Program – all cans and bottles are placed in special bins around the venue and Citizen Blue come weekly to take away the bottles and cans for recycling via the Return & Earn Scheme.

While 2018 was a massive year, bookings for 2019 are already coming in and the facility will be booming with a great variety of activities. All regular hirers will be returning and exciting new events are on the horizon such as the Cheerleading Nationals and Battlegrounds: National Hip Hop Challenge.

“Already we have over 8,000 individual bookings for 2019, providing a significant revenue stream for the business. This paves the way for the building to be financially self-sufficient for a fourth year running,” Jessimer said.

Netball usage of the facility is up slightly next year, with four Premier League teams and several Metro League teams scheduled to regularly train at the Centre. One key hirer, Volleyball NSW, has also placed more bookings on the system in 2019. Their competitions have increased patronage since relocating to Genea Netball Centre and they have commented that the facility has played a major part in this.

NSW Competitions

It was another bumper year for Netball NSW competitions in 2018 with some of the organisation's longest-standing events celebrating notable anniversaries, while new tournaments were introduced to the calendar and met with positive feedback.

The 2018 Netball NSW Premier League returned with the eight foundation franchises fielding some of the most exciting new talent the State has to offer across their Opens and Under 20s teams.

BarTV Sports returned as the broadcast partners and Netball NSW was delighted to be able to live stream an extra court in 2018, with action from six games across three courts shown during every week of the regular season. The same service was provided for every game of the Finals Series across both divisions.

In total, the Premier League had over 250,000 live streams, in what was a huge increase in exposure for the competition. Games were shown live on the Netball NSW and BarTV Sports Facebook and Twitter accounts, and also via YouTube and the Premier League website.

The DOOLEYS Metro League brought plenty of people through the doors of the Genea Netball Centre between April and September, with 60 teams across six divisions taking to the courts on Monday, Tuesday and Thursday nights. While there were huge performances in the respective regular seasons across the six divisions, many of them saw big surprises in their Finals Series – something which lit up the competition at the business end.

The Bing Lee Regional League again saw a very high level of competition across the State as Associations battled to reign supreme over their part of New South Wales. It was also special to see the third hosting of the Netball NSW State Cup bring the best Regional and Metro teams together.

2018 brought with it the 50th anniversaries of the Netball NSW State and State Age Championships, and the organisation was delighted to celebrate that with fantastic competitions across Gosford, Liverpool, Camden, Eastwood Ryde and the Inner Western Suburbs.

“The growth of these Championships is a wonderful testament to our game over the past five decades of competition in New South Wales,” Louise Sullivan, President of Netball NSW, said of their impact on the NSW sporting landscape.

“It is at these Championships that many future Swifts, GIANTS and Australian Diamonds first show the potential that can, in many cases, make them future stars of our game.”

“So many NSW greats have played in these iconic events through the years and I look forward to seeing more stars in the making across the courts as Netball NSW enters our 90th year in 2019 and beyond.”

2018 would also be the last year of the tournaments in their current guise. McLaughlin Sports Consultancy completed a comprehensive Netball NSW Competitions and Events Framework Review over the past 12 months and some changes were recommended.

Evidence was collected and analysed relating to the current relevance, effectiveness and sustainability of competitions, the events framework and its delivery.

A significant point of stakeholder concern relating to the effectiveness of the State Age Championships was that, due to the size of the event in recent years, it needed to be hosted at three to four venues simultaneously. This created major logistical and financial challenges for Associations and their members.

It was recommended that the format of the State Age Championships be altered, to allow it to be delivered at two large venues (Divisions 1 & 2 at one venue and Divisions 3 & 4 at another). To facilitate this, it was recommended that the State Age Championships include Under 12s, 13s and 14s and Under 15s move to the State Championships.

With these changes, new event names were put forward, hence the Junior State Titles (formerly State Age) and Senior State Titles (formerly State Championships) came into being. It's a brave new dawn, but one Netball NSW feels will help the game, and both Championships, thrive for another five decades.

The Competitions Review also advised that the State Championships – Masters should be renamed the Masters State Titles and held in conjunction with the Social Masters from 2019.

The organisation also saw the introduction of a maiden Fast5 competition with the Court Craft Fast5 Summer Series, which allowed the game to be reimagined with five positions on the court, shorter quarters, Power Plays and new scoring zones. That, and the Court Craft Night Interdistrict competition, meant the courts of the Genea Netball Centre were occupied with netballers for almost the full year round, right up until mid-December.

Netball NSW also staged the 2018 Summer Development League, a pilot competition for affiliated Associations to provide a competition space for 14 and 15-year-old representative players – a vital step to keep talent engaged in the game as the long season winds down.

Netball NSW would like to thank all players, coaches, team managers, officials, partners, fans and staff for making 2018 a memorable one in the competitions space, and we look forward to going even better again in 2019.



Premier League



The Netball NSW Premier League ended with a bang in 2018, with new teams getting their names on the Opens and Under 20s trophies after two thrilling Grand Finals.

Unveiled by Netball NSW in July 2015, the Premier League competition attracts the best current and emerging talent in NSW. In 2018, it once again offered a local elite platform for players, coaches, officials and administrators, and provided bridging opportunities to the Deakin University Australian Netball League and Suncorp Super Netball.

The eight founding franchises again took the court in 2018 – Central Coast Heart, ERNA Hawks, GWS Fury, Manly Warringah Sapphires, North Shore United, Panthers, UTS Sparks and Sutherland Stingrays – and were watched each week by thousands of viewers via BarTV Sports.

In all, the 2018 competition had over 250,000 live stream views across the Netball NSW and BarTV Sports’ Facebook pages, Twitter accounts and the Premier League website.

Opens Division

Central Coast Heart took out the 2018 Netball NSW Premier League Opens title after a pulsating 60-55 win over Minor Premiers ERNA Hawks in the Grand Final at the Genea Netball Centre on Wednesday 26 September.

It was a rip-roaring start to the game as both sides brought huge intensity, but it was the Heart who settled better in attack and defence. At the end of the first quarter, the Central Coast side had an 18-11 lead and the early pressure was on ERNA.

The second quarter was a more evenly contested affair as the Hawks looked to close the gap, however some costly mistakes in the midcourt were hampering the supply to Alison Miller and Kiera Austin in the shooting circle.

The Hawks needed a good third quarter to stay well in the hunt and they didn’t disappoint. They fought for every possession to get themselves back into the game, and they were rewarded by winning the third period 15-14 to put just five between the sides with 15 minutes to play.

The Hawks’ comeback didn’t rattle the Heart, however, and they played some very impressive netball in all areas of the court to retake a 10-goal lead and leave ERNA with a huge mountain to climb 10 minutes from full time.

While lesser teams would have folded, the Hawks stood strong to force a series of turnovers – Georgia Marshall one of numerous players getting her side back in the contest. With three minutes to play, the gap had amazingly been reduced to two and suddenly all the pressure was on the Heart.

With the clock against them, the Hawks became hurried in their play and turnovers were easier for their opponents to come by. Having very nearly pulled off a seemingly impossible comeback, the Hawks went down by five in the end, but their effort couldn’t be faulted.



FINAL PLACINGS OPENS DIVISION

PLACE	TEAM
1	Central Coast Heart
2	ERNA Hawks
3	Manly-Warringah Sapphires
4	Sutherland Stingrays
5	North Shore United
6	GWS Fury
7	Panthers
8	UTS Sparks

The Premier League competition attracts the best current and emerging talent in NSW. In 2018, it once again offered a local elite platform for players, coaches, officials and administrators.

Under 20s

Minor Premiers North Shore United went up against their biggest rivals of the competition, GWS Fury, in the 2018 Under 20s Grand Final at the Genea Netball Centre on Thursday 27 September, and it certainly was a thrilling contest, with North Shore victorious 56-44.

In the opening minutes, North Shore worked to choke the Fury midcourt, making them work hard to get the ball into the goal circle. Every ball was a physical contest right from the beginning, with the Minor Premiers up by one at quarter time, 13-12.

Some missed opportunities by Fury in the second quarter widened the gap to three, with their opponents in the lead. By half-time, North Shore kept their one-goal margin, but not without Fury fighting hard to get the ball back, with some impressive long-range shooting from Emily Dunn.

In the second half, Fury struggled to finish off their plays with many turnovers giving their opponents the opportunity to gain a bigger lead. By three-quarter time the gap had stretched to 40-34 thanks to North Shore's quick hands and almost flawless shooting.

They continued capitalising on every weak pass between the Fury players, converting them into goals and putting them further ahead on the scoreboard. Despite the big gap, Fury fought to the death, but the Minor Premiers were too strong and finished the game with an impressive 12-goal victory.



FINAL PLACINGS UNDER 20S

PLACE	TEAM
1	North Shore United
2	GWS Fury
3	Central Coast Heart
4	Manly-Warringah Sapphires
5	UTS Sparks
6	Sutherland Stingrays
7	ERNA Hawks
8	Panthers



DOOLEYS Metro League



The DOOLEYS Metro League returned for another jam-packed season of top action in 2018, with 60 teams from six divisions descending on the Genea Netball Centre on Monday, Tuesday and Thursday nights from April to September.

Offering a high level of competition for some of the state's most talented players, coaches and officials, the 2018 DOOLEYS Metro League proved to be another huge success with the Genea Netball Centre welcoming hundreds of visitors weekly to take the action in.

Netball NSW would like to thank DOOLEYS for their continued support of Metro League, and their wider support of netball in New South Wales.

Division 1

The top DOOLEYS Metro League title of 2018 went to the eastern suburbs of Sydney, with Randwick claiming the honours in Division 1.

Having won the Minor Premiership in the regular season, Randwick were pushed all the way in their Major Semi Final but did just enough to beat Hills District (43-42) and book their place in the decider.

After putting in such an effort against Randwick, Hills couldn't muster the same performance against Northern Suburbs in the following week's Preliminary Final – going down 39-35 – and it was the latter who progressed to the Grand Final.

And what a thriller that turned out to be. Randwick maintained a lead for half of the game, but Northern Suburbs caught up in the third quarter to level the score 32-all. It was a contest that went down to the dying moments, but it was Randwick who just finished in front – pipping their opponents 45-44 to claim the title.

Final placings: 1. Randwick, 2. Northern Suburbs, 3. Hills District, 4. Illawarra District, 5. Eastwood Ryde, 6. Baulkham Hills, 7. Hunter United, 8. St George District, 9. Ku-ring-gai, 10. Bankstown City (withdrew).

Division 2

Manly-Warringah and Inner Western Suburbs were the standout sides in Division 2 throughout the regular season and it was fitting that they met in the decider.

Inner West had a morale-boosting win over Manly in the Major Semi Final (44-36), meaning the latter would have to face Campbelltown District – who beat Central Coast in the Minor Semi Final – for a place in the Grand Final.

The Northern Beaches side did the business against Campbelltown in the Preliminary Final (47-33) and took some very strong form into the decider against Inner West.

Manly-Warringah had a strong start to the game, finishing the third quarter with an 11-goal lead. Despite an impressive performance by Inner West in the last 15 minutes - which saw them outscore their rivals 13-8 - Manly took the win and title 44-38.

Final placings: 1. Manly-Warringah, 2. Inner Western Suburbs, 3. Campbelltown District, 4. Central Coast Heart, 5. Blacktown City, 6. Penrith District, 7. Northern Suburbs, 8. Blue Mountains, 9. Baulkham Hills, 10. Sutherland Shire.

Division 3

There were more celebrations for Randwick in Division 3 as they took out the title after going toe-to-toe with Inner Western Suburbs throughout the regular season.

It was Inner West who finished with the Minor Premiership with a better goal percentage over the eastern suburbs side, but it was Randwick who came home stronger when it mattered most – the Grand Final.

Inner West booked their place in the decider with a comprehensive 46-36 win over Randwick in the Major Semi Final, meaning the latter would have to play Manly Warringah – who beat St George District 51-41 in the Minor Semi – for a place in the last two.

A 10-goal Randwick win (52-42) set up the showpiece meeting with Inner West and what a contest it turned out to be. Randwick stormed ahead to lead at the end of the first quarter, 12-6, but Inner West didn't give up and scored more goals than their opponents in the third and fourth quarters.

However, in the end it was Randwick who had just enough to claim the title 38-35.

Final placings: 1. Randwick, 2. Inner Western Suburbs, 3. Manly-Warringah, 4. St George District, 5. Liverpool City, 6. Camden & District, 7. Eastwood Ryde, 8. Parramatta Auburn, 9. Hunter United, 10. Sutherland Shire.



A high level of competition for some of the state's most talented players, coaches and officials.

Divison 4

Hawkesbury City won the Minor Premiership but the 2018 Division 4 title would belong to Hills District after they shone in the Finals Series.

Hills overpowered the Minor Premiers 49-42 in the Major Semi Final to book their place in the Grand Final, forcing Hawkesbury to do battle with Illawarra District in the Prelim.

Illawarra, who had a 53-47 win over Ku-ring-gai in the Minor Semi Final and were coming into some form themselves, then dispatched Hawkesbury 40-29 to book a date with Hills in the decider.

In the showpiece, Illawarra put in a strong opening quarter to lead by three goals at the first break. They tried to keep their momentum up but Hills soon began to creep ahead, outscoring them in the next two quarters.

Going into the final quarter, Illawarra were only behind by three, 32-29, but Hills dominated the last 15 minutes with precision passing and patience, and at full time the title was theirs with a final score of 50-37 in Hills' favour.

Final placings: 1. Hills District, 2. Illawarra District, 3. Hawkesbury City, 4. Ku-ring-gai, 5. Northern Suburbs, 6. Blacktown City, 7. St George District, 8. Inner Western Suburbs, 9. Eastwood Ryde, 10. Baulkham Hills.

Divison 5

Parramatta Auburn went all the way from fourth on the ladder at the end of the regular season to Premiers at the end of the Finals Series.

Minor Premiers Liverpool City were first to book their place in the Grand Final, beating Hills District 57-35 in the Major Semi Final, while Parramatta Auburn did what was required of them in the Minor Semi by eliminating Ku-ring-gai 49-39.

Parramatta Auburn shone again in the Preliminary Final, dispatching Hills District to set up a Grand Final showdown with Liverpool City.

Parramatta Auburn flew out of the gates in the big dance, winning the first and second quarters by a couple of goals.

However, Liverpool City hit back and going into the fourth quarter the score was level at 40-all. In the end it was the underdogs Parramatta Auburn who dominated, finishing the game with a huge final quarter to claim the title 58-50.

Final placings: 1. Parramatta Auburn, 2. Liverpool City, 3. Hills District, 4. Ku-ring-gai, 5. Campbelltown District, 6. Bankstown City, 7. Camden & Distict, 8. Blacktown City, 9. Penrith District, 10. Sutherland Shire.

Divison 6

Baulkham Hills were crowned 2018 champions in Division 6, a fine feat for the team that finished third on the ladder at the end of the regular season.

Minor Premiers Illawarra District did great things in the minor rounds but a 53-47 loss to Inner Western Suburbs in the Major Semi Final, followed by a 51-40 defeat to Baulkham Hills in the Prelim ended their title hopes.

Baulkham Hills, who beat Hills District in the Minor Semi Final before their Prelim clash with Illawarra District, carried great momentum into the Grand Final and it proved decisive in the end.

It was a tight decider from the very beginning, with Baulkham Hills pulling ahead by one goal at quarter time. The next two quarters had Inner West on top, outscoring Baulkham Hills and going into the fourth quarter with a five-goal lead, 41-36.

However, Baulkham Hills fought to the death and dominated the final minutes of the game to finish with a thrilling 54-52 victory to take the title home.

Final placings: 1. Baulkham Hills, 2. Inner Western Suburbs, 3. Illawarra District, 4. Hills District, 5. Blue Mountains, 6. Northern Suburbs, 7. City of Sydney, 8. Hawkesbury City, 9. Campbelltown District, 10. St George District.

Bing Lee Regional League



Bing Lee Regional League, a regional premier netball competition, is where the area's most talented netballers, coaches, umpires and administrators showcase their skills. Winners are then invited to participate in the **Netball NSW State Cup**, vying for **State Cup** and **Inter-Regional Champions** titles.

Hunter

Having won every single match of the competition, Newcastle Opens had a perfect ending to their stellar season, beating Wyong District Opens by 7 goals. Despite finishing on the ladder in third place, Wyong put up a confident display in the Semi Final that earned them a spot in the Grand Final.

DIV	PLACING	TEAM	SCORE
1	Winner	Newcastle Opens	38
	Runners-Up	Wyong Opens	31
2	Winner	Gosford 17s	51
	Runners-Up	Kurri Kurri Opens	43
3	Winner	Newcastle 15s	45
	Runners-Up	Westlakes Opens	29
4	Winner	Lakeside 15s	36
	Runners-Up	Newcastle 14s	36
5	Winner	Muswellbrook 15s	40
	Runners-Up	Woy Woy 15s	20
6	Winner	Westlakes 14s	46
	Runners-Up	Scone 14s	37

West Central West

An undefeated season went to Orange Thunders, who won by huge goal margins throughout the competition. The team went up against Bathurst in the Grand Final, and it was a close game right up until the final whistle. The final score had only a four-goal difference, with Orange Thunders taking home the honours.

DIV	PLACING	TEAM	SCORE
1	Winner	Orange Thunders	40
	Runners-Up	Bathurst	36
2	Winner	Forbes	46
	Runners-Up	Bathurst	43
3	Winner	Bathurst 17s	72
	Runners-Up	Orange 17s	52

Far North Coast

In Division 1, Lismore completed their season undefeated, winning each game with big point margins. Lower Clarence put up an inspired fight in the Grand Final, but it wasn't enough to come out on top, with the final score 35-19.

DIV	PLACING	TEAM	SCORE
1	Winner	Lismore	35
	Runners-Up	Lower Clarence	19
2	Winner	Ballina 17s	33
	Runners-Up	Lismore 17s	31

South Coast

Illawarra 17s proved they were the leader of the pack by getting through the season without a loss, and beating runner-up Queanbeyan Opens by an impressive 29 goals in the Grand Final.

DIV	PLACING	TEAM	SCORE
1	Winner	Illawarra 17s	53
	Runners-Up	Queanbeyan Opens	22
2	Winner	Illawarra 15s	54
	Runners-Up	Queanbeyan 17s	25

Northern Inland

Quirindi dominated the Division 1 comp from start to finish, ending the series with 10 wins from 10 during the regular season, and then taking out the Grand Final against Gunnedah by 10 goals.

DIV	PLACING	TEAM	SCORE
1	Winner	Quirindi	42
	Runners-Up	Gunnedah	32
2	Winner	Gunnedah	35
	Runners-Up	Quirindi	23
3	Winner	Group 14	34
	Runners-Up	Armidale	18

State Cup

North Coast

It was a stellar season for Hastings Valley (1) who powered through the competition without taking a loss. Come time for the Grand Final against second-placed Coffs Harbour, their strong performance was no different, taking home the title win by 11 goals, 42-31.

DIV	PLACING	TEAM	SCORE
1	Winner	Hastings Valley Opens (1)	42
	Runners-Up	Coffs Harbour Opens	31
2	Winner	Coffs Harbour Masters	53
	Runners-Up	Woolgoolga Masters	16
3	Winner	Great Lakes 17s	58
	Runners-Up	Hastings Valley 17s	40
4	Winner	Nambucca Valley 15s	70
	Runners-Up	Great Lakes 15s	20

Riverina

Despite Wagga Wagga 17s going through the regular season undefeated and sitting on top of the ladder, Barellan 17s put on an outstanding display in the Final to knock them off their perch for the big prize. In the end, Barellan finished the game with a 5-goal lead, 52-47.

DIV	PLACING	TEAM	SCORE
1	Winner	Barellan 17s	52
	Runners-Up	Wagga Wagga 17s	47



The 2018 Netball NSW State Cup trophy headed to the Hunter Region on the weekend of 13-14 October after Newcastle took out the title at the Genea Netball Centre in Sydney Olympic Park.

The competition, which brings the best Metro and Regional teams from across NSW together, was set up to determine the State's best Association in the Opens age category.

Teams from the 2018 DOOLEYS Metro League and Bing Lee Regional League took part, with Newcastle the last team standing after two days of action.

And it was a double celebration for Newcastle as they were also crowned the Inter-Regional State champions for being the highest-ranked Regional Association at the conclusion of the weekend.

In all, eight Associations from across NSW took part: Barellan & District, Hastings Valley, Hills District, Lismore, Newcastle, Northern Suburbs, Orange and Quirindi.

A total of 76 players took part over 40 games, with over 1,800 goals scored.

Newcastle are a new name on the trophy after Northern Suburbs won the inaugural State Cup in 2016 and Hastings Valley took out the 2017 title.

2018 STATE CUP FINAL PLACINGS

PLACE	TEAM
1	Newcastle
2	Hills District
3	Northern Suburbs
4	Orange
5	Hastings Valley
6	Lismore
7	Quirindi
8	Barellan & District

State Age Championships

The 2018 State Age Championships took place from Saturday to Monday, 7-9 July 2018, and were hosted by the Liverpool City, Camden & District, Eastwood Ryde and Inner Western Suburbs Netball Associations.

The Championship Division took place in Liverpool with Division 2 going to Camden, while Divisions 3 and 4 took place in Eastwood Ryde and Inner West respectively.

Almost 3,000 players, representing 300-plus teams from 88 Associations from all over New South Wales, took part in the event.

Each age group – 12/U, 13/U, 14/U and 15/U – had a Championship Division, as well as Divisions 2, 3 and 4. The winner of each Championship Division was crowned State Champions of their respective age group.

2018 marked the 50th hosting of the State Age Championships since they were first held in 1969. Back then, 44 teams representing 10 Associations, contested five age groups. The growth of the tournament since illustrates just how strong netball has become in New South Wales.

“It amazes us year in, year out just how much passion and interest there is in the State Age Championships and seeing how much work all four hosting Associations put in alongside the staff at Netball NSW really puts a smile on your face,” Claire Dale, Netball NSW Competitions Manager, said of the event.

“Not only did we have almost 3,000 players taking part, we also had hundreds of coaches, umpires, team managers and, of course, thousands and thousands of parents and fans.

“The aim of netball is to promote strong bonds, teamwork, equality and friendships in a safe and healthy environment so I think everyone involved in the playing, coaching, organising and supporting of the Championships should be very proud.”

Netball NSW would like to thank the following Partners for their support of the 2018 State Age Championships: The Australian College of Physical Education, BBX, TAFE NSW, QBE Insurance and The Kids’ Cancer Project.

CHAMPIONSHIP DIVISION

AGE	PLACING	TEAM
15/U Championship	Winners	Liverpool City
	Runners-Up	Penrith District
14/U Championship	Winners	Baulkham Hills Shire
	Runners-Up	Liverpool City
13/U Championship	Winners	Liverpool City
	Runners-Up	Hills District
12/U Championship	Winners	Penrith District
	Runners-Up	Manly-Warringah

DIVISION 2

AGE	PLACING	TEAM
15/U Division 2	Winners	Lakeside
	Runners-Up	Orange
14/U Division 2	Winners	St George District
	Runners-Up	Westlakes District
13/U Division 2	Winners	Barellan & District
	Runners-Up	Hastings Valley
12/U Division 2	Winners	Gosford
	Runners-Up	Wagga Wagga

DIVISION 3

AGE	PLACING	TEAM
15/U Division 3	Winners	Barellan & District
	Runners-Up	Westlakes District
14/U Division 3	Winners	Temora
	Runners-Up	Cessnock
13/U Division 3	Winners	Cessnock
	Runners-Up	Tumut
12/U Division 3	Winners	Nambucca Valley
	Runners-Up	Manning Valley

DIVISION 4

AGE	PLACING	TEAM
15/U Division 4	Winners	Armidale District
	Runners-Up	Group 14
14/U Division 4	Winners	Macleay
	Runners-Up	Brunswick Byron
13/U Division 4	Winners	Brunswick Byron
	Runners-Up	Casino
12/U Division 4	Winners	Macleay
	Runners-Up	Kiama



State Championships

The 2018 State Championships were hosted by Gosford Netball Association from Saturday to Monday, 9-11 June 2018.

It marked the 50th hosting of the iconic Championships and 95 teams from 71 Associations travelled from all over New South Wales to participate on the Central Coast.

It was an incredible competition, with spirits high despite the rain and grey skies, but the sun came out in full force to shine a light on the closing afternoon.

Two sets of State Champions were crowned, with Manly-Warringah winning both the Open Championship Division, and the 17/U Championship Division.

There was also success for Newcastle, who won the Pat Weston OAM Country Championship Trophy, awarded to the highest-ranked regional team in the Opens Championship Division.

“It is with great pride that everyone in the NSW netball family looks back over the past 50 years,” Louise Sullivan, President of Netball NSW, said.

“From humble beginnings, the State Championships have become iconic events on the NSW sporting calendar.

“And having reached our 50th year in 2018, it is a fitting time to reflect on what has been achieved and look ahead to what we hope will be another half century of growth and prosperity for our game in NSW.”

Sullivan paid tribute to Gosford Netball Association for their efforts in staging the 2018 State Championships.

“Thousands of visitors gathered for three fantastic days of netball, and I would like to thank Gosford for all their efforts in working alongside Netball NSW to deliver the event,” she said.

“It was fantastic to take the Championships to the Central Coast, a region that has produced many fine netballers.

“Many came from near and far and the State Championships were everything we hoped they would be.”

Netball NSW would like to thank the following Major Partners for their support of the 2018 State Championships: The Australian College of Physical Education, BBX, TAFE NSW, Bioglan and QBE Insurance.

2018 STATE CHAMPIONSHIPS

AGE	PLACING	TEAM
Open Championship	Winners	Manly-Warringah
	Runners-Up	Newcastle
Open Division 2	Winners	Westlakes District
	Runners-Up	Coffs Harbour
17/U Championship	Winners	Manly-Warringah
	Runners-Up	Penrith District
17/U Division 2	Winners	Hills District
	Runners-Up	Bathurst
17/U Division 3	Winners	Brunswick Byron
	Runners-Up	Muswellbrook
Pat Weston OAM Country Championship Trophy		Newcastle





Bing Lee State Championships – Masters

Two fantastic days of netball were had at Sydney Olympic Park’s Genea Netball Centre on the weekend of 19-20 May, for the Bing Lee State Championships – Masters.

In all, 170 players from 17 teams, representing 13 Associations from right across New South Wales, descended on the iconic sporting precinct to compete across two divisions: Over 35s and Over 40s.

A total of 214 games were played over the course of the weekend and a very impressive 3,387 goals were scored at the home of Netball NSW.

In the Over 35s competition, Manly-Warringah had a weekend to remember as they won an amazing 13 from 13 to secure the title.

Runners Up Hills District were the next best in that division, but could only manage nine wins from their 13 games, highlighting just how well Manly played over the two days.

It was a tighter affair in the Over 40s division with Baulkham Hills and Gosford the standout sides.

And while Gosford were pushing hard for all of the weekend, their tally of 10 wins from 12 games was just beaten by Baulkham Hills, who scored 11 from 12 to pip them to the 2018 title.

Netball NSW would like to thank Bing Lee for their valued support of the State Championships – Masters in 2018.

2018 BING LEE STATE CHAMPIONSHIPS – MASTERS

AGE	PLACING	TEAM
Over 35s	Winners	Manly-Warringah
	Runners-Up	Hills District
Over 40s	Winners	Baulkham Hills
	Runners-Up	Gosford



Court Craft Night Interdistrict

The 2018 Court Craft Night Interdistrict competition concluded in December after ten weeks of thrilling action at the Genea Netball Centre in Sydney Olympic Park.

It was another incredible season, with the players, coaches, volunteers, officials and supporters giving it their all week in, week out. There were 24 teams across four divisions who took part this year, with the winners decided on a first past-the-post basis.



Netball NSW would like to thank Court Craft for their continued support of Night Interdistrict (and Fast5 Summer Series), and give a big congratulations to all the teams who took part in the 2018 competition.

2018 COURT CRAFT NIGHT INTERDISTRICT

DIVISION	PLACING	TEAM
Division 1	Winners	Blacktown City
	Runners-Up	St George District
Division 2	Winners	Inner Western Suburbs
	Runners-Up	Bankstown City
Division 3	Winners	Ku-ring-gai
	Runners-Up	Illawarra District
Division 4	Winners	Liverpool City
	Runners-Up	Camden & District

Court Craft Fast5 Summer Series

The inaugural Court Craft Fast5 Summer Series enjoyed a wonderful debut season in 2018.

In all, 12 teams took part in the modified competition, with shooters sinking one, two and three-point goals during each game. The Summer Series ran for ten weeks, and its focus was about having fun with friends in a new, different type of netball – which the teams involved all loved.

The final matches were played on Tuesday, 11 December, 2018 at Genea Netball Centre, with the winners determined on a first past-the-post basis.

2018 COURT CRAFT FAST5 SUMMER SERIES

DIVISION	PLACING	TEAM
Division 1	Winners	Northern Suburbs 1
	Runners-Up	Camden & District 1
Division 2 Pool A	Winners	Illawarra District 1
	Runners-Up	Baulkham Hills 2
Division 2 Pool B	Winners	Baulkham Hills 3
	Runners-Up	Parramatta Auburn 1



Social Masters

Over 400 netballers descended on the Hunter Valley for the 2018 Netball NSW Social Masters, which took place at the Maitland District Netball Association.

Almost 200 games were played over the course of two days (20-21 October) across three categories: Over 35 Competitive, Over 35 Social (Divisions 1 & 2) and Over 40 Social (Divisions 1 & 2).

One of the most fun-loving competitions on the calendar, the Masters is all about getting together with friends for good times and a little bit of netball.

Claire Dale, Netball NSW Competitions Manager, said she was delighted with how the 2018 competition went.

"I would firstly like to thank the Maitland District Netball Association for putting on an excellent Social Masters in 2018," she said.

"The weather did threaten to upset proceedings at one stage, but thankfully that didn't come to pass and play was able to go ahead uninterrupted.

"To all of the players, coaches, team managers, officials, volunteers and staff I would like to say well done on another great competition.

"Congratulations to all of our medal winners and to our Best & Fairest players and teams who really helped this year's event shine.

"We are all looking forward to next year's Social Masters at Tamworth Netball Association and I hope to see everyone back and having just as much fun in 2019."

2018 SOCIAL MASTERS

DIVISION	PLACING	TEAM
Over 35 Competitive	Gold	Hills Spirit
	Silver	Sylvania Heights Dragons
	Bronze	Over the Hills
	Best & Fairest Team	Evereddies
	Best & Fairest Player	Mel Sidney, Bridesmaids
Over 35 Social – Division 1	Gold	Balance Collective
	Silver	Evalar
	Bronze	Ducks
	Best & Fairest Team	Kaos
	Best & Fairest Player	Rebecca Love, Shooting Stars



DIVISION	PLACING	TEAM
Over 35 Social – Division 2	Gold	Sutton Forest
	Silver	Spirits
	Bronze	Goal Diggers
	Best & Fairest Team	Spirits
	Best & Fairest Player	Kylie Gillespie, Sutton Forest
Over 40 Social – Division 1	Gold	Hastings 40s
	Silver	Vipers
	Bronze	High Flyers
	Best & Fairest Team	Vipers
	Best & Fairest Player	Melissa Broderick, Hastings 40s
Over 40 Social – Division 2	Gold	Oakhill
	Silver	Retford Rebels
	Bronze	Victorious Secret
	Best & Fairest Team	Proud Panthers
	Best & Fairest Player	Nicole Jason, Druitt



Lynn Quinn OAM Bench Officials Award recipient Margot Paterson and Lynn Quinn OAM.

2018 Award Winners

2018 Netball NSW Award Winners

Hall of Fame

Megan Anderson

Mo'onia Gerrard OAM

Hall of Fame – Heritage

Netball NSW State Championships

Netball NSW State Age Championships

Anne Clark BEM Service Awards

Tracey Connolly (Campbelltown District Netball Association)

Lyn Hahn (Camden & District Netball Association)

Elizabeth Konza (Blue Mountains Netball Association)

Maureen Nation (Young & District Netball Association)

Catherine Walls (Grafton Netball Association)

Marilyn Melhuish OAM Medal – Suncorp Super Netball Player of the Year

Jo Harten (GIANTS Netball)

Marj Groves AM Scholarship

Latika Tombs (Manly-Warringah Netball Association)

Nance Kenny OAM Medal – Premier League Player of the Year

Amy Wild (Central Coast Heart)

Lynn Quinn OAM Bench Officials Award

Margot Paterson (Northern Suburbs Netball Association)

Neita Matthews OAM Umpires Award

Jessica Clay (Ku-ring-gai Netball Association)

Margaret Corbett OAM Coaches Award

Amber Cross (Wyong District Netball Association)



Margaret Corbett OAM & Margaret Corbett OAM Coaches Award Recipient Amber Cross.

**Judy Dunbar
Media Awards**

Matthew Findlay,
Central Western Daily
(Community Media
Excellence)

Brittany Carter,
ABC Grandstand
(Best Feature)

Richard Dobson,
News Ltd (Best Photograph)

Sydney Morning Herald
(Best Overall
Media Coverage)

**2018 NSW Swifts
Award Winners**

OBE Most Valued Player
Sam Wallace

Members' Player of the Year
Sarah Klau

Coaches' Award
Maddy Turner

Players' Player
Abbey McCulloch

Club Person of the Year
Anita Keelan

**2018 GIANTS Netball
Award Winners**

HCF Most Valuable Player
Jo Harten

Members' Player of the Year
Jo Harten

Players' Player
Jo Harten

Club Person of the Year
Zoe Vicic



2018 NSW Swifts Award Winners – Sarah Klau, Anita Keelan, Abbey McCulloch & Maddy Turner.



Above: 2018 GIANTS Netball Award
Winners – Jo Harten & Zoe Vicic.
Right: Farewelling two NSW
Greats – Susan Pettitt & Bec Bulley.



2018 Hall of Fame Inductees

The 2018 Netball NSW State Dinner at Rooty Hill RSL on Saturday 3 November was a special occasion, with two former Swifts inducted into the Netball NSW Hall of Fame, and two competitions inducted under the Heritage Category.

Through the Hall of Fame, Netball NSW recognises the champions of netball, those who personify the spirit, excellence and skill required to reach the pinnacle of the sport.

The individuals inducted are considered to be the best of the best; those who have given to the game beyond expectation, and who through their dedication and ability have achieved at the highest level.

In 2018, Megan Anderson and Mo'onia Gerrard OAM, two NSW-born former Australian Diamonds and Swifts, were fitting recipients of this honour.

The Heritage Category, which was introduced in 2016, pays tribute to artefacts and events which are of significant historical value to the organisation.

It was fitting, on their 50th Anniversaries, that both the Netball NSW State and State Age Championships were inducted into the Hall of Fame.

State Championships

One of the biggest female sporting events in Australia, 2018 was a special year for the State Championships with it marking the 50th running of the iconic games since they were first held in 1969 at Sydney's Moore Park.

Back then, 24 affiliated Associations entered in two age divisions - Opens and Cadets - with Manly-Warringah taking home both titles.

Fifty years on, it was Gosford Netball Association who welcomed 96 teams from 71 Associations, from all over NSW, between Saturday to Monday, 9-11 June.

The teams competed across five divisions - Open Championship, Open Division 2, 17/U Championship, 17/U Division 2, 17/U Division 3 - with the winners of the Opens and 17/U Championship Divisions crowned State Champions of their respective age groups for 2018.

And, just like 50 years ago, it was Manly-Warringah who were again the dominant force on court – winning both the Opens and 17/U Championship Divisions.

From humble beginnings, the State Championships have become a standout event on the NSW sporting calendar. It is with great pride that everyone in the NSW netball family looks back over the past 50 years.

State Age Championships

The State Age Championships, one of the largest female sporting events in the Southern Hemisphere, was originally called the Junior District Carnival, a day-long carnival which was first held on Sunday 14 July, 1968 at Sydney's Moore Park, and went on to become the State Age Championships in 1969.

Forty-four teams representing 10 Associations contested in five age-groups during the inaugural tournament; 14 Years, 13 Years, 12 Years, 11 Years and 10 Years. Manly-Warringah and Sutherland Shire dominated the winners' list at the first championships.

As the years rolled on, the number of entries grew to such an extent that it became necessary to contest the Championships over a two-day period to enable each Association to play one another. As team numbers continued to increase, the Championships expanded to include a third day.

In 1983, a second division in each age group was added, and two years later the competition was re-structured, settling on age groups for 15/U, 14/U, 13/U and 12/U. Since then, the competition has continued to grow to include four divisions of competition in each of the age groups.

Due to the size of the event, multiple Associations are used simultaneously to host, which is always an incredible effort from our fantastic volunteer-powered Associations and Netball NSW staff.

In 2018, the 50th year of the State Age Championships, almost 3,000 players took part, representing 300-plus teams from 88 Associations from all over New South Wales.

Having seen such growth and teamwork to make them happen, it was a pleasure to see the State Age Championships inducted into Netball NSW Hall of Fame under the Heritage Category.

The individuals inducted are considered to be the best of the best; those who have given to the game beyond expectation.



Megan Anderson

A great of New South Wales netball, Megan Anderson was the first player to debut for the Australian Diamonds in the 21st Century when she did so on their tour of South Africa in 2000.

A versatile attacker who started her sporting journey at netball festivals in Woy Woy, Anderson played at Wing Attack, Goal Attack and Goal Shooter in her career and was part of the Australian Diamonds team which won silver at the 2006 Commonwealth Games in Melbourne.

After a year in Adelaide, Anderson made her name with the Sydney Swifts in the Commonwealth Bank Trophy, who she represented from 1999 to 2007, winning three Premierships in what was a golden era for the club.

Before that, she shone at State level, having represented the NSW 19/U State Team in 1992 and the NSW 21/U Team from 1993-1995.

With the advent of the ANZ Championship in 2008, Anderson decided to ply her trade across the ditch in New Zealand, making the move to the South Island to represent the Southern Steel from 2008 to 2010.

In 2011, Anderson decided to make the move north to Auckland and play her final season of elite netball for the Northern Mystics.

Along the way Anderson also proved herself to be a top-class coach, something which would see her return to the Swifts – who had then become the NSW Swifts – as an assistant coach.

Specialising in attack, Anderson was part of the coaching team which led the Swifts to back-to-back ANZ Championship Grand Finals, and she continued in this role after the arrival of Suncorp Super Netball in 2017.

A player, coach and mentor who has delivered success to NSW on and off the court over the past two decades, it is an honour to induct Megan Anderson into the Netball NSW Hall of Fame in 2018.



Mo'onia Gerrard OAM

One of the finest NSW netballers to ever grace the court, Mo'onia Gerrard OAM was born in Bathurst in 1980 and made her elite debut with the Sydney Sandpipers in 1999 in the Commonwealth Bank Trophy.

Having won numerous awards at that club, including Best New Talent (1999) and the Players' Player Award (2003), it was with the Swifts where she really came into the limelight.

Under the tutelage of Julie Fitzgerald at the Sydney Swifts from 2004 to 2007, Gerrard went on to win three Premierships, as well as make her debut for the Australian Diamonds in 2004.

The 134th player to don the famous Diamonds dress, Gerrard was a key member of the Australian teams which won the 2007 and 2011 Netball World Cups, while she also won Commonwealth Games silver in Delhi in 2010.

From 2008 to 2010 Gerrard left NSW to ply her trade in South Australia with the Adelaide Thunderbirds, going on to win another Premiership in the form of the 2010 ANZ Championship.

She returned to NSW to link up with the Swifts again in 2011 (by that time known as the NSW Swifts), and helped them into another Finals campaign.

Gerrard was also the recipient of prestigious awards such as the 2008 Liz Ellis Diamond and the 2010 Australian International Player of the Year.

Of Tongan descent and never one to forget her roots, Gerrard has done amazing work in the community with the Australia Post ONE Netball Program, the Oceania Netball Cup and Mo'onia's Cup in conjunction with Tonga Netball.

She has also been involved with NSW competitions such as the State & Metro League, the Netball NSW Premier League and provided specialist coaching for the NSW Swifts, NSW State Teams and Australian underage squad camps.

Gerrard has since coached elite netball in the English Superleague with the Severn Stars and in 2016 received an Order of Australia Medal in the Queen's Birthday Honours List for her services to netball and the community.

It was our great honour to induct Mo'onia Gerrard OAM into the Netball NSW Hall of Fame at the 2018 Netball NSW State Dinner.

Hall of Fame

Hall of Fame



Anne Clark BEM*
2004



Amy Dobbie*
2004



Sue Kenny OAM
2004



Anne Sargeant OAM
2004



Keeley Devery OAM
2005



Carissa Tombs OAM
2005



Margaret Corbett OAM
2006



Terese Kennedy
2006



Maureen Boyle OAM
2007



Nicole Cusack
2007



Nola Green*
2008



Carole Sykes*
2008



Margaret Morris*
2009



Lois Green
2009



Dorothy McHugh OAM*
2010



Catriona Wagg OAM
2010



Marie Dunn OAM*
2011



Marjorie Groves AM*
2011



Nance Kenny OAM*
2011



Neita Matthews OAM
2011



Lisa Beehag
2011



Sharon Finnan OAM
2011



Edna Ross*
2012



Karan Smith
2012



Elizabeth Ellis AM
2013



Barbara Long OAM
2013



Edna Pritchard*
2014



Helen Mann*
2014



Marilyn Melhuish OAM
2014



Vicki Kerr OAM
2014



Alison Broadbent
2015



Evie Carpenter*
2015



Selina Gilsenan
2015



Moira McGuinness MBE*
2015



Marcia Ella-Duncan OAM
2016



Megan Anderson
2018



Mo'onia Gerrard OAM
2018

* Deceased

Life Members & Patrons

Hall of Fame Legend



Anne Sargeant OAM
2015

Hall of Fame Heritage Category

- 2016 First Minute Book
- 2016 1969 NSW Netball Association Touring Singapore Team
- 2017 Dunlop Golden Boots
- 2018 State Age Championships
- 2018 State Championships

Life Members

- 1950 Mary Matheson*
- 1952 Edna Ross*
- 1964 Margaret Morris*
- 1966 Nance Kenny OAM*
- 1967 Marie Dundon*
- 1968 Anne Clark BEM*
- 1970 Amy Dobbie*
- 1970 Dorothy McHugh OAM*
- 1972 Eileen Percy*
- 1974 May Hackett MBE*
- 1975 Moira McGuinness MBE*
- 1978 Pat Weston OAM*
- 1980 Neita Matthews OAM
- 1981 Marj Groves AM*
- 1982 Margaret Corbett OAM
- 1982 Barbara Long OAM
- 1985 Audrey Davis OAM*
- 1989 Marie Dunn OAM*
- 2000 Lynn Quinn OAM
- 2001 Anne Doring OAM
- 2004 Marilyn Melhuish OAM
- 2007 Kath Fullagar OAM
- 2008 Maureen Boyle OAM
- 2010 Anne Sargeant OAM
- 2012 Yvonne Richardson OAM
- 2016 Wendy Archer AM
- 2017 Dr Grace Bryant OAM
- 2018 John Hahn

Current Patron

Neita Matthews OAM

Former Patrons

- Irene Booth*
- Anne Clark BEM*
- Faye LoPo' AM
- Lady Susan Martin

* Deceased

Anne Clark BEM Service Award

1976

Margaret Corbett OAM – Sutherland Shire
Jean Gee OAM* – Manly Warringah
Moira McGuinness MBE* – Sutherland Shire
Irene Pychtin * – Eastwood-Ryde

1977

Val Curran* – Illawarra & District
Marj Groves AM* – Sutherland Shire
Pam Hall* – Manly Warringah
Gai O'Sullivan – Eastwood-Ryde
Joy White (Lister) – Manly Warringah

1978

Edna Jenkin* – Illawarra & District
Barbara Long OAM – Liverpool City
Neita Matthews OAM – Eastwood-Ryde
Betty Moore – Bankstown City
Jean Peare OAM* – Hawkesbury City
Mavis Shipway* – Sutherland Shire
Gladys Waugh* – St George District

1979

Evelyn Bywater – Western Suburbs
Agnes Ellis* – Sutherland Shire
Molly Smith* – Lakeside

1980

Val Oliver* – Illawarra & District
Kath Whiteley – Liverpool City

1981

Clare Lear* – Illawarra & District

1982

Pat Craig – Gosford
Margaret Elder – Baulkham Hills
Evelyn Langbein OAM – Manly Warringah



Anne Clark BEM (1903-1983).

1983

Beatrice Bessell – Hawkesbury City
Myra Bradley – Illawarra & District
Maureen Greentree – Sutherland Shire
Robyn Kenny – Forbes
Beryl Mooney* – Tamworth

1984

Adele Saunders OAM – Newcastle

1986

Dot Lockwood OAM * – Tamworth
June Roby – Westlakes

1987

Joan Buttriss* – Penrith District
Marie Dunn OAM* – Parramatta-Auburn
Betty McGirr – Illawarra
Gai Urquhart – Newcastle

1988

Carol Baiton OAM – Young/Shoalhaven

1990

Lorna Allen – Newcastle
Val Lalor* – Eastwood-Ryde
Peggy Moore – Singleton
Cath Penning* – Liverpool City

1991

Jeanette Wright – Ku-ring-gai

1992

Nance Dwyer – Newcastle
Sheila Eather* – Hawkesbury City

1993

Clare Loughland – Manly-Warringah

1994

Jill Beckhaus – Penrith District
Anne Marie Osborne – Lithgow
Frances Smith – Tamworth
Myrtle Williams* – Sutherland Shire

1996

Ivy Haughey* – St George
Margaret McGrath* – Lakeside
Sue Mitchell – Shoalhaven

1997

Madeleine Allen – Westlakes
Noeline Boyce – Maitland
Joy Charles – Illawarra & District
Maureen Long* – Liverpool City
Irene Murray – Charlestown

1998

Eulalie Hayes – Grafton
Kath Fullager OAM – Bankstown City

1999

Pat Bishop* – Sutherland Shire
Joan Burge* – Northern Suburbs
Margaret Smith – Penrith District

2000

Maureen Boyle OAM – Manly Warringah
Shirley Connolly – Campbelltown
Shirley Fitzgerald* – Lakeside
Joan Marscham* – Eastwood-Ryde
Brenda Williams – Ku-ring-gai

2001

Barbara Bird – Maitland
Joan Brook – Gosford
Christine Byng* – Bankstown City
Maureen Goetze* – Blue Mountains
Coralie Newman – Manly Warringah

2002 March

Pam Guyer OAM* – Macleay
June Jarman* – Westlakes
Yvonne Keegan – Orange
Lesley Quinn* – Northern Suburbs
Gwen Winsor – Manly Warringah

**The Anne Clark BEM
Service Award
is presented in
acknowledgement
of volunteers who give
endlessly to our sport.**

2002 November

Margaret Burke – Sutherland Shire
Valda Hampson – Woy Woy
Carmel Higgins OAM – Blue Mountains
Estelle Lawler – Liverpool City
Vera Wiltshire OAM* – Manly Warringah

2003

Robyn Bates – Eastwood-Ryde
Laurie Bissaker – Inner Western Suburbs
Roslyn De Luca OAM – Manly Warringah
Colleen Kime – Blue Mountains
Diane Pascoe – Charlestown



2018 Anne Clark BEM Service Award Recipients.

Anne Clark BEM Service Award (cont.)

2004

Helen Andrews – St George District
Len Burgess – Hills District
Betty Greenaway* – Fairfield City
Rena Spears – Queanbeyan
Patricia Yeomans – Parramatta-Auburn

2005

Helen Cane – Baulkham Hills
Helene Herbert – St George District
Kay Hodge – Ulladulla
Lynne Middleton – Orange
Lesley Morgan* – Sutherland Shire

2006

Cathy Aird – Baulkham Hills
Val Brunker – Kiama
Beverley Dew OAM – Manly Warringah
Kay Smith* – Lower Clarence
Rhonda Swindale – Ulladulla

2007

Margaret Cliff – Manly Warringah
Berwyn Collings – Ku-ring-gai
Lesley Milner – Hills District
Aileen Shutt – Newcastle
Beverleen Woodward – Queanbeyan

2008

Cheryl Cairns – Kurri Kurri
Cheryl Hamilton – Inner Western Suburbs
Norma Lowe – Ulladulla
Sandra Marks – Blacktown City
Myra Zacher – Coffs Harbour

2009

Robyn Butler – Ulladulla
Noni Greentree* – Manly Warringah
Joy Grogan – Westlakes
June & Norm* Rogers – Illawarra & District
Kevin Smith OAM – Newcastle

2010

June Backshall – Ballina
Ellen Monaghan – Newcastle
Margaret Nolan – Westlakes
Shirley O'Brien – Ballina
Kate Thornborough – Coffs Harbour

2011

Robyn Aitkin – Sutherland Shire
Pamela Burt – Westlakes
Lorraine Everitt – Baulkham Hills
Toni Field – Northern Suburbs
Anne Tait – Inner Western Suburbs

2012

Vivienne Bertenshaw – Hawkesbury City
Marie Caddies – Charlestown
Helen Dean – Manly Warringah
Sue Denman – Port Stephens
Ernita McGrath* – Dubbo

2013

Marian Chilvers – Westlakes
Julie Gates – Armidale
Janice Jackson – Penrith District

2014

Marilyn Latham – Eastwood Ryde
Annette Rowe – Baulkham Hills
Betty Spillane – Inner Western Suburbs
Margaret West – Charlestown

2015

Laurel Cunico – Baulkham Hills Shire
Linda Free – St George District
Margaret Spackman – Forbes
Margaret Thoms – Woy Woy Peninsula
Beverley Thorpe – Shoalhaven

2016

Stephanie Bortkevich – Newcastle
Ken Eberbach – Ku-ring-gai
June Haynes – Northern Suburbs
Ann O'Mara – Sutherland Shire
Leslie Smith OAM – Charlestown

2017

Carole Field – Hastings Valley
Clara Hicks OAM – Randwick
Tania Maree Kane – Lower Clarence
Christine King – Illawarra District
Catherine Nealon – Inner West

2018

Tracey Connolly – Campbelltown District
Lyn Hahn – Camden & District
Elizabeth Konza – Blue Mountains
Maureen Nation – Young & District
Catherine Walls – Grafton

* Deceased

The Legacy of Wendy Archer AM

In March 2018, Wendy Archer AM stepped down from the role of President of Netball NSW – a role she held since 2003. Her tenure as President was the second longest term in Netball NSW history, behind the legendary Anne Clark BEM (1950-78).

A passionate advocate for the sport, Wendy has been involved with netball her whole life, with over 37 years dedicated to netball at all levels – from playing as a 10-year-old in Cronulla, transitioning to umpiring and growing her knowledge in the broader Netball NSW organisation, to serving as the Netball NSW President for more than a decade.

Wendy offered strong leadership to Netball NSW during the years that she was President. Under her guidance, Netball NSW grew across all areas of the business and sport itself – from the grassroots to the elite competition, including in participation numbers, volunteers, membership, corporate partners, and as a professional sporting organisation.

During her time with the organisation, Wendy was heavily involved in the transition of the Sydney Swifts, who went on to become the NSW Swifts, and the creation of GIANTS Netball. She was also integral in the decision to move Netball NSW headquarters from the Anne Clark Centre and the creation of the Genea Netball Centre.

In addition to her role as President, Wendy served Netball NSW in numerous other capacities, including as Vice-President, a member of the Netball NSW Umpires' Committee, Netball NSW Board Performance and Remuneration Committee and Netball NSW Board of Strategic Development Committee, to name but a few.

At an Association District and Club level, Wendy served as President of the Port Stephens Netball Association, of which she is still patron and Life Member, and is passionate about the development of the sport at grassroots, having been an A Badged umpire and umpire coach for many years.

In 2016, Wendy was awarded Netball NSW Life Membership for her commitment, passion and dedication to netball in NSW.

While Wendy may have departed Netball NSW, she continues her involvement in serving the sport as a Netball Australia Director. She has gifted us a lasting legacy and cemented herself an unforgettable place in the history of the sport and the organisation.



With over 37 years dedicated to netball at all levels, Wendy Archer AM is passionate about the development of the sport at grassroots.

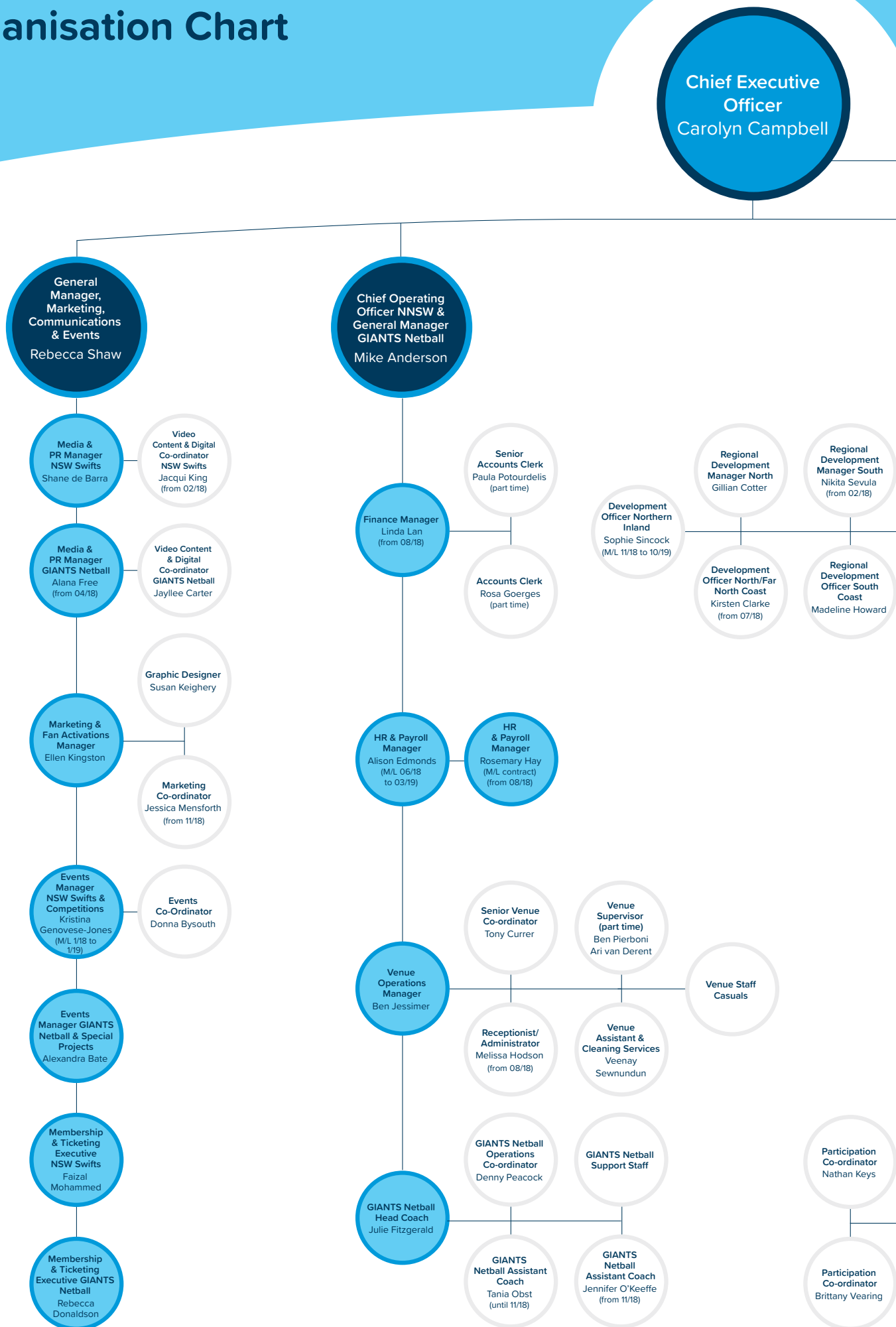
Membership Figures

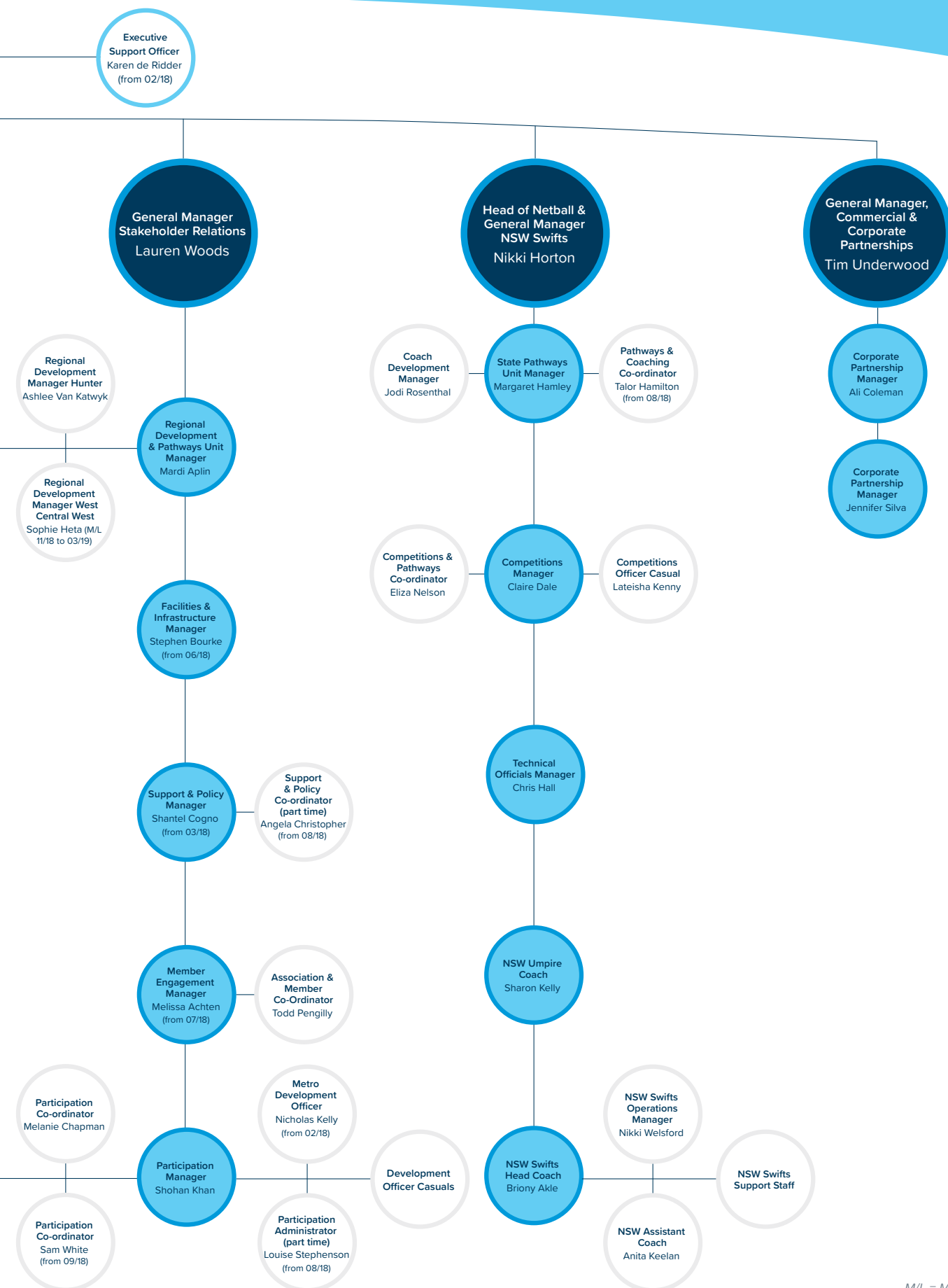
	SENIOR		SEN/SUMMER		JUNIOR		JUN/SUMMER		NET SET GO		ALL ABILITIES		NON PLAYER		TOTAL		
	2018	2017	2018	2017	2018	2017	2018	2017	2018	2017	2018	2017	2018	2017	2018	2017	DIFF
AFL Riverina	494	491	0	-	613	524	0	-	304	314	0	1	43	55	1,454	1,385	69
Armidale District	138	126	0	-	351	358	0	-	134	130	2	-	14	14	639	628	11
Ballina	183	202	83	-	277	299	87	-	107	103	10	12	21	23	768	639	129
Bankstown City	463	399	0	-	819	628	0	-	378	488	0	-	80	81	1,740	1,596	144
Barellan & District	0	-	0	-	53	30	0	-	5	7	0	-	26	19	84	56	28
Bathurst	355	375	0	-	640	534	0	-	207	282	2	-	73	68	1,277	1,259	18
Baulkham Hills Shire	1,339	1,344	54	-	2,602	2,262	22	-	935	1,328	12	11	243	227	5,207	5,172	35
Bellingen	0	-	0	-	26	14	0	-	21	9	0	-	6	5	53	28	25
Bermagui	10	12	0	-	5	13	0	-	13	7	0	-	0	3	28	35	(7)
Bingara	32	-	1	-	5	-	0	-	0	-	0	-	0	-	38	-	38
Blacktown City	565	673	0	-	1,142	999	0	-	349	506	4	-	104	163	2,164	2,341	(177)
Blayney	0	26	12	-	3	47	12	-	12	8	0	-	5	5	44	86	(42)
Blue Mountains	206	346	96	-	434	394	23	-	139	256	12	13	70	63	980	1,072	(92)
Bourke	91	106	0	-	6	12	0	-	19	19	0	-	0	2	116	139	(23)
Broken Hill	149	229	0	-	190	171	0	-	89	127	0	-	9	5	437	532	(95)
Brunswick Byron	31	50	0	-	206	209	0	-	65	90	0	-	27	33	329	382	(53)
Camden & District	623	803	216	-	1,036	943	49	-	437	534	1	1	141	122	2,503	2,403	100
Campbelltown	790	898	135	-	1,117	910	17	-	414	530	1	-	193	174	2,667	2,512	155
Casino	79	104	0	-	147	118	0	-	58	44	2	-	7	3	293	269	24
Cessnock	19	149	140	-	178	184	52	-	249	223	0	-	22	22	660	578	82
Charlestown	209	201	0	-	382	369	0	-	277	292	0	-	37	36	905	898	7
City Of Sydney	375	515	0	-	30	62	0	-	0	20	0	-	13	15	418	612	(194)
Cobar	96	144	0	-	43	34	0	-	47	61	0	-	7	10	193	249	(56)
Coffs Harbour	153	237	19	-	275	240	13	-	92	116	0	1	35	31	587	625	(38)
Condobolin	73	45	0	-	17	14	0	-	48	20	0	-	0	-	138	79	59
Coolamon Comets	35	47	0	-	5	8	0	-	0	-	0	-	0	-	40	55	(15)
Cooma	33	64	0	-	2	16	0	-	0	12	0	-	2	2	37	94	(57)
Coonabarabran	0	-	0	-	44	59	0	-	40	41	0	-	9	14	93	114	(21)
Coonamble	201	123	0	-	106	70	0	-	86	40	0	-	3	3	396	236	160
Cootamundra	23	43	0	-	21	19	0	-	26	31	0	-	0	1	70	94	(24)
Cowra	94	109	0	-	106	90	0	-	103	97	0	-	15	12	318	308	10
Dubbo	352	309	0	-	530	548	0	-	431	406	0	-	78	91	1,391	1,354	37
Dungog	44	20	25	-	48	34	1	-	18	40	0	-	6	11	142	105	37
Eastwood/Ryde	967	1,130	145	-	2,282	1,991	46	-	604	1,016	24	11	306	303	4,374	4,451	(77)
Eurobodalla	105	135	52	-	347	284	27	-	97	185	0	-	38	25	666	629	37
Fairfield City District	0	36	0	-	0	27	0	-	13	30	0	1	11	16	24	110	(86)
Forbes	66	89	47	-	84	89	5	-	17	39	0	-	12	15	231	232	(1)
Gilgandra	0	1	0	-	33	46	0	-	54	55	0	-	0	-	87	102	(15)
Glen Innes	34	41	0	-	36	50	0	-	27	23	0	-	4	4	101	118	(17)
Gloucester	50	48	0	-	80	75	0	-	21	34	0	-	3	3	154	160	(6)
Gosford	728	713	79	-	1,201	1,062	9	-	451	661	9	-	151	156	2,628	2,592	36
Goulburn & District	96	158	62	-	134	134	42	-	31	47	0	1	15	12	380	352	28
Grafton	142	133	109	-	184	194	5	-	130	135	8	-	14	22	592	484	108
Great Lakes	129	137	0	-	287	264	2	-	167	126	1	-	28	36	614	563	51
Griffith	116	121	0	-	248	178	0	-	88	127	0	-	23	21	475	447	28
Group 14	5	5	0	-	92	100	0	-	59	65	0	-	6	6	162	176	(14)
Gunnedah	56	88	0	-	99	99	0	-	61	88	1	-	21	26	238	301	(63)
Hastings Valley	308	319	51	-	750	618	23	-	234	319	1	1	58	69	1,425	1,326	99
Hawkesbury City	372	364	0	-	533	498	0	-	349	331	0	-	77	60	1,331	1,253	78
Hills District	716	771	17	-	1,514	1,398	4	-	455	655	11	11	166	186	2,883	3,021	(138)
Hume	426	407	0	-	404	396	0	-	279	240	3	3	48	60	1,160	1,106	54
Illawarra District	524	597	94	-	1,513	1,325	6	-	439	671	2	1	153	141	2,731	2,735	(4)
Inner Western Suburbs	793	791	81	-	1,937	1,698	80	-	734	942	0	-	69	114	3,694	3,545	149
Inverell	34	74	0	-	89	72	0	-	68	62	0	-	6	5	197	213	(16)
Jindabyne	54	65	27	-	34	38	21	-	9	22	0	-	1	1	146	126	20
Kiama	137	156	0	-	448	365	0	-	210	268	0	-	97	86	892	875	17
Ku-ring-gai	737	1,066	346	-	1,248	1,362	143	-	1171	1,217	24	19	171	191	3,840	3,855	(15)
Kurri Kurri	19	6	0	-	26	19	0	-	0	4	0	-	3	2	48	31	17

115,021
Netball NSW
members for
2018

	SENIOR		SEN/SUMMER		JUNIOR		JUN/SUMMER		NET SET GO		ALL ABILITIES		NON PLAYER		TOTAL		
	2018	2017	2018	2017	2018	2017	2018	2017	2018	2017	2018	2017	2018	2017	2018	2017	DIFF
Kyogle	0	-	0	-	0	-	0	-	0	-	0	-	0	-	0	-	0
Lake Cargelligo	33	30	0	-	19	1	0	-	0	-	0	-	0	-	52	31	21
Lakeside	361	336	0	-	705	592	0	-	247	312	0	-	32	43	1,345	1,283	62
Leeton	0	28	42	-	156	89	6	-	83	2	0	-	10	11	297	130	167
Lismore	324	304	0	-	342	327	0	-	88	115	0	-	38	53	792	799	(7)
Lithgow	79	66	35	-	111	113	1	-	47	9	0	6	25	19	298	213	85
Liverpool City	405	443	0	-	1,014	925	0	-	367	495	0	3	101	116	1,887	1,982	(95)
Lower Clarence	78	109	0	-	134	114	0	-	110	99	1	1	29	27	352	350	2
Macleay	125	228	90	-	205	198	42	-	124	134	1	3	22	20	609	583	26
Maitland	607	569	17	-	1,024	905	0	-	443	582	0	6	114	127	2,205	2,189	16
Manly-Warringah	822	874	51	-	2,577	2,214	71	-	1,265	1,745	23	16	225	195	5,034	5,044	(10)
Manning Valley	92	109	0	-	240	265	1	-	111	112	7	6	68	71	519	563	(44)
Mens	125	111	0	-	8	10	0	-	0	-	0	-	20	10	153	131	22
Moree & District	151	39	0	-	80	40	0	-	59	27	0	-	2	6	292	112	180
Mount Druitt	209	231	0	-	306	310	0	-	223	211	0	2	47	27	785	781	4
Mudgee District	142	135	0	-	323	250	0	-	144	199	0	-	28	29	637	613	24
Muswellbrook	44	124	0	-	165	176	0	-	134	132	0	-	30	27	373	459	(86)
Nambucca Valley	35	43	8	-	153	131	0	-	136	118	0	-	32	25	364	317	47
Narrabri	72	70	118	-	112	116	44	-	115	80	0	-	18	15	479	281	198
Narrandera	21	19	0	-	29	29	0	-	26	39	0	-	15	6	91	93	(2)
Nelson Bay	51	68	0	-	168	135	0	-	93	125	0	-	15	18	327	346	(19)
Newcastle	1,173	1,314	8	-	1,814	1,625	0	-	606	863	38	37	183	193	3,822	4,032	(210)
Northern Riverina	145	136	0	-	83	91	0	-	92	91	0	-	20	12	340	330	10
Northern Suburbs	1,296	1,455	224	-	3,475	3,048	67	-	827	1,337	0	-	136	202	6,025	6,042	(17)
Nyngan	70	54	0	-	36	45	0	-	27	35	0	-	4	3	137	137	0
Orange	787	750	0	-	803	741	0	-	392	388	24	3	26	34	2,032	1,916	116
Parkes District	126	46	0	-	86	84	0	-	50	41	0	-	10	10	272	181	91
Parramatta Auburn	78	116	0	-	203	174	0	-	131	132	0	1	29	35	441	458	(17)
Penrith District	1,247	1,335	80	-	1,579	1,337	33	-	654	892	6	9	182	190	3,781	3,763	18
Port Stephens	197	243	87	-	315	255	12	-	72	107	0	-	45	33	728	638	90
Queanbeyan	145	151	0	-	256	228	0	-	179	179	0	-	51	50	631	608	23
Quirindi	27	24	36	-	20	11	3	-	14	27	0	-	11	5	111	67	44
Randwick	728	738	0	-	2,314	1,824	0	-	645	921	0	-	150	173	3,837	3,656	181
Sapphire Coast	72	163	69	-	89	125	33	-	80	67	1	-	19	22	363	377	(14)
Scone	106	135	72	-	105	114	13	-	71	92	0	-	10	9	377	350	27
Shoalhaven	241	451	167	-	313	358	32	-	200	184	1	-	42	66	996	1,059	(63)
Singleton	215	142	0	-	308	280	0	-	151	162	0	-	37	34	711	618	93
Southern Highlands	92	127	0	-	202	188	0	-	158	157	0	1	18	32	470	505	(35)
St George District	390	346	2	-	908	697	0	-	269	357	0	1	70	94	1,639	1,495	144
Sutherland Shire	2,105	2,323	249	-	2,017	2,094	78	-	1,275	1,061	29	29	349	328	6,102	5,835	267
Tamworth	631	632	64	-	574	574	14	-	328	303	17	16	41	46	1,669	1,571	98
Temora	0	52	0	-	52	48	0	-	54	74	0	-	9	9	115	183	(68)
Tenterfield	0	-	0	-	3	24	0	-	8	15	0	-	0	2	11	41	(30)
Tumut	144	187	19	-	203	185	8	-	106	129	0	-	9	7	489	508	(19)
Ulladulla & Districts	32	64	0	-	66	108	0	-	41	53	1	1	28	29	168	255	(87)
Wagga Wagga	714	792	0	-	821	763	3	-	299	412	1	1	53	56	1,891	2,024	(133)
Warren Junior	0	-	63	-	40	31	1	-	39	44	0	-	6	4	149	79	70
Wellington	0	-	0	-	0	-	0	-	0	-	0	-	0	3	0	3	(3)
West Wyalong	70	93	0	-	45	42	0	-	40	60	0	-	11	8	166	203	(37)
Westlakes	158	159	0	-	395	377	0	-	162	177	0	-	62	56	777	769	8
Wollondilly	149	175	65	-	252	254	8	-	180	180	9	9	50	45	713	663	50
Woolgoolga District	27	61	46	-	103	119	35	-	80	57	0	-	14	24	305	261	44
Woy Woy Peninsula	83	127	0	-	256	292	0	-	195	184	0	-	30	34	564	637	(73)
Wyong District	671	717	0	-	1,257	1,103	0	-	542	734	2	4	68	80	2,540	2,638	(98)
Yass	0	35	57	-	89	88	9	-	99	75	0	-	15	9	269	207	62
Young & District	80	98	38	-	28	47	12	-	38	56	0	-	11	8	207	209	(2)
TOTAL	32,696	32,818	3,759	-	52,043	46,908	1,215	-	22,790	27,725	291	242	4,978	5,663	115,021	113,356	1,665

Organisation Chart





M/L = Maternity Leave

Partners

Netball NSW Major Partners



Team Partners



NSW Swifts Partners

Principal Partner



GIANTS Netball Partners

Principal Partner



Premier Partners



Platinum Partners



Major Partners



Major Partners



Team Partners



Partners



Broadcast Partners



Broadcast Partners



Strategic Partner





netball
NEW SOUTH WALES

Financial Report

The New South Wales Netball Association Limited

ABN: 19 001 685 007

Annual report

31 December 2018

Contents

	Page
Directors' report	2
Auditor's independence declaration	6
Financial report	
Statement of profit or loss and other comprehensive income	7
Statement of changes in equity	8
Statement of financial position	9
Statement of cash flows	10
Notes to the financial statements	11
Directors' declaration	23
Independent auditor's report	24

Directors' report

For the year ended 31 December 2018

The directors present their report together with the financial report of the New South Wales Netball Association Limited ("the Company") for the year ended 31 December 2018 and the auditor's report therein.

1. Directors

The directors of the Company at any time during or since the end of the financial year are:

W Archer AM	Australian Rescue Management Pty Ltd InteRisk P/L	President	Director since 20 March 1999 President from 2003 to 24 March 2018
M Baron-Hay	Baron-Hay Investments Pty Ltd Jobet Nominees Pty Ltd Kingston Develco Pty Ltd CTE Investments Pty Ltd	Director	Director Since 21 February 2017
C Campbell	Sport NSW Cartridge World Parramatta Complete Event Management	Director Officer Director	Director since 9 May 2006
V De Luca OAM	Nil	Director	Director since 24 March 2018
J Drakos	Keats Street Services P/L Keats Street Property & Events	Director	Director since 25 March 2012
C Feldmanis	Perpetual Equity Investment Company Ltd Uniting Financial Services Limited Feldmanis & Associates Pty Ltd Bell Asset Management Ltd Crown Holiday Parks Trust Hunter Water Corporation FIIG Securities Ltd	Director	Appointed since 29 March 2014
D Fraser	Koda Capital Pty Ltd KDF Pty Ltd	Director	Director since 24 March 2018
J Hahn	Nil	Director	Director from 26 March 2000 to 24 March 2018
R Havrlant	Havrlant Family Trust Hava Investa Pty Ltd Polava P/L	Director	Director since 6 March 2007
C Murphy	Proqual Property Services P/L Proqual Super Fund	Director	Director since 7 March 2009
L Sullivan	Cleary Bros (Bombo) Pty Ltd Bridon Pty Ltd Bombo Holdings Pty Ltd	President	Director since 5 May 2015 President since 24 March 2018
R Watson OAM	Nil	Director	Director since 29 March 2003

Directors' report (continued)

For the year ended 31 December 2018

2. Directors' meetings

The number of directors' meetings held and attended by each of the directors of the Company during the financial year are:

Director	BOARD MEETINGS	
	Number of Meetings Attended	Number of Meetings Held *
W Archer AM	1	1
M Baron-Hay	7	9
C Campbell	8	9
V De Luca OAM	7	8
J Drakos	8	9
C Feldmanis	8	9
D Fraser	8	8
J Hahn	1	1
R Havrlant	8	9
C Murphy	9	9
L Sullivan	9	9
R Watson OAM	8	9

* Reflects the number of meetings held during the time the director held office during the year.

3. Company Secretary

Mr Michael Anderson was appointed to the position of Company Secretary on 1 April 2014, and Mr Anderson is currently the Company's Chief Operating Officer and a Justice of the Peace for NSW.

4. Principal activities

The principal activities of the Company during the course of the financial year were to administer the sport of netball throughout New South Wales and the operation of Suncorp Super Netball League clubs, the NSW Swifts and GIANTS Netball.

There were no significant changes in the nature of the activities of the Company during the year.

Company performance is regularly measured against:

- Key Performance Indicators contained in the Company's Strategic Plan;
- Demographic analysis of participation numbers, potential players, and lost players;
- Reporting against funded projects from external stakeholders;
- Delivery of programs to enhance retention and recruitment of players and volunteers throughout regional and metropolitan NSW;
- Feedback from member associations and other key stakeholders;
- Financial forecasts and budgets approved by the Directors;
- Commercial/sponsorship, membership and ticketing targets set;
- Performance and development of NSW teams in elite competitions; and
- Court usage levels at Genea Netball Centre for netball competitions, training and development programs and also non-netball activity.

Directors' report (continued)

For the year ended 31 December 2018

5. Operating financial review

The profit from operating activities before depreciation and amortisation expenses and financing income amounted to \$298,782 (2017: \$338,742). The loss from ordinary activities after tax for the year amounted to \$1,535,845 (2017: \$1,453,444). Revenue from affiliation and capitation fees (including NetSetGo registration income) amounted to \$6,900,155 compared with \$6,612,022 for the prior year.

The Company's long term objectives are to promote, encourage and oversee the game of Netball from the junior to elite levels throughout New South Wales and to generally take such action as may be considered conducive to the best interests of the game.

In order to ensure the long term objectives are being met, the Company will:

- Organise, conduct, and develop competitions within New South Wales from junior to elite levels;
- Promote competition matches between affiliated associations and to institute, regulate and control all championship competition between those affiliated associations;
- Select and manage netball teams to represent New South Wales in matches against teams representing other States and Territories of Australia and outside Australia;
- Affiliate with and support Netball Australia Limited or such other organisation as shall from time to time exist for the promotion, regulation and control of Netball throughout Australia;
- Measure and monitor company performance against business plans and benchmarks set; and
- Maximise the usage of the Genea Netball Centre facility with both Netball and non-Netball related activities as considered appropriate.

The Company's short term objectives are to increase participation numbers at Junior through to elite levels of the game throughout NSW. We aim to provide a link into elite pathways of the sport, and to create and implement programs which will enhance the education of all participants (players, coaches, umpires, game officials etc) thus ensuring the sustainability and growth of the sport.

In order to ensure the short term objectives are met, the Company will:

- Provide opportunities for regular feedback from Association representatives to Netball NSW to support and enhance membership promotions;
- Review current member needs and document requirements;
- Develop additional supporting competitions;
- Develop a sporting program and associated marketing campaign to introduce young children to become current and future players and supporters;
- Measure and monitor performance at all levels against agreed targets and goals including commercial and sponsorship budgets set;
- Conduct a review of the delivery of coaching, and umpiring programs and player pathways;
- Continually update and align the operations of Netball NSW at all levels with regulatory controls; and
- Maximise the usage of the Genea Netball Centre facility with both Netball and non-Netball related activities as considered appropriate.

6. Significant changes in the state of affairs

In the opinion of the directors there were no significant changes in the state of affairs of the Company that occurred during the financial year under review.

Directors' report (continued)

For the year ended 31 December 2018

7. Dividends

The Company is a non-profit organisation and is prevented by its constitution from paying dividends.

8. Environmental regulation

The Company's operations are not subject to any significant environmental regulations under either Commonwealth or State legislation.

9. Events subsequent to reporting date

There has not arisen in the interval between the end of the financial year and the date of this report any item, transaction or event, not outlined above, that is of a material and unusual nature likely, in the opinion of the directors of the Company, to affect significantly the operations of the Company, the results of those operations, or the state of affairs of the Company, in future financial years.

10. Likely developments

The directors do not anticipate any other particular development in the operations of the Company which will affect the result in subsequent years aside from the matters noted in the significant changes in the state of affairs section.

11. Indemnification and insurance of officers

The Company has provided for and paid premiums during the year for directors' and officers' liability and legal expenses insurance contracts.

12. Membership

The Company is incorporated and domiciled in Australia as a Company limited by guarantee. In accordance with the Constitution of the Company, every member of the Company undertakes to contribute an amount limited to \$1 per member in the event of the winding up of the Company during the time that he or she is a member or within one year thereafter. At 31 December 2018 there were 115,021 members (2017: 113,356 members).

13. Lead auditor's independence declaration

The lead auditor's independence declaration, as required under section 307C of the Corporations Act 2001, is set out on page 6 of this annual report and forms part of the directors' report for the financial year ending 31 December 2018.

This report is made with a resolution of the directors:

Dated at Sydney this 19th day of February 2019.



Louise Sullivan
President



Christine Feldmanis
Director

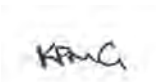


Lead Auditor's Independence Declaration under Section 307C of the Corporations Act 2001

To the Directors of New South Wales Netball Association Limited

I declare that, to the best of my knowledge and belief, in relation to the audit of New South Wales Netball Association Limited for the financial year ended 31 December 2018 there have been:

- i. no contraventions of the auditor independence requirements as set out in the *Corporations Act 2001* in relation to the audit; and
- ii. no contraventions of any applicable code of professional conduct in relation to the audit.



KPMG

Cameron Roan

Partner

Sydney

19 February 2019

The New South Wales Netball Association Limited

Statement of profit or loss and other comprehensive income

For the year ended 31 December 2018

	Note	2018 \$	2017 \$
Revenue from rendering of services	6	15,585,167	14,461,674
Revenue from sale of goods		37,000	22,612
Total revenue		<u>15,622,167</u>	<u>14,484,286</u>
Cost of goods sold		(31,150)	(13,336)
Employee expenses	5	(6,889,841)	(6,534,925)
Administration expenses		(781,207)	(665,540)
Netball Australia - Annual Contribution, NetSetGO Kits and MyNetball expenses		(1,245,691)	(1,272,138)
Insurance expense		(698,531)	(612,738)
Genea Netball Centre operating expenses		(519,939)	(423,768)
Coaching, umpiring and sports development expenses		(337,972)	(323,668)
Competition and events (Non-SSN) expenses		(768,376)	(636,494)
Sports development grant expenses		(123,884)	(111,109)
ANL, state teams and academy expenses		(447,224)	(421,735)
NSW Swifts team expenses		(323,695)	(329,629)
GIANTS Netball team expenses		(335,549)	(373,450)
NSW Swifts membership, ticketing and events expenses		(530,472)	(441,982)
GIANTS Netball membership, ticketing and events expenses		(756,612)	(551,339)
Advertising, sponsorship, marketing and media expenses		(664,156)	(700,276)
Internal court hire/internal recharges expenses		(281,530)	(133,156)
Value-in-kind expenses		(594,048)	(659,883)
(Loss)/gain on disposal of property, plant and equipment		6,495	59,626
Earnings from operating activities before financing income and depreciation and amortisation		<u>298,782</u>	<u>338,742</u>
Depreciation and amortisation		(1,838,260)	(1,804,127)
Results from operating activities		<u>(1,539,478)</u>	<u>(1,465,385)</u>
Financing income		3,632	11,941
Net Finance income	8	<u>3,632</u>	<u>11,941</u>
Net (loss) / profit for the period		<u>(1,535,845)</u>	<u>(1,453,444)</u>
Other comprehensive income		-	-
Total comprehensive income for the period		<u>(1,535,845)</u>	<u>(1,453,444)</u>

The statement of profit or loss and other comprehensive income is to be read in conjunction with the notes to the financial statements set out on pages 11 to 22.

The New South Wales Netball Association Limited

Statement of changes in equity

For the year ended 31 December 2018

	2018	2017
	\$	\$
Members' funds opening balance 1 January	31,440,452	32,893,896
(Loss) / profit for the period	(1,535,845)	(1,453,444)
Total comprehensive income for the period	<u>(1,535,845)</u>	<u>(1,453,444)</u>
Transactions with members, recorded directly in equity	-	-
Members' funds closing balance 31 December	<u>29,904,607</u>	<u>31,440,452</u>

The statement of changes in equity is to be read in conjunction with the notes to the financial statements set out on pages 11 to 22.

The New South Wales Netball Association Limited

Statement of financial position

As at 31 December 2018

	Note	2018 \$	2017 \$
Assets			
Cash and cash equivalents	9	1,711,662	1,758,003
Trade and other receivables	10	1,056,410	1,226,438
Inventories		5,360	3,125
Other	11	262,792	411,254
Total current assets		<u>3,036,224</u>	<u>3,398,820</u>
Sinking fund	11	225,000	150,000
Property, plant and equipment	12	30,318,438	31,627,528
Total non-current assets		<u>30,543,438</u>	<u>31,777,528</u>
Total assets		<u>33,579,662</u>	<u>35,176,348</u>
Liabilities			
Trade and other payables	13	2,172,412	2,584,866
Loans and borrowings	16	155,748	62,578
Provisions	14	706,343	689,114
Employee benefits	15	299,364	253,373
Total current liabilities		<u>3,333,867</u>	<u>3,589,931</u>
Loans and borrowings	16	278,672	101,551
Employee benefits	15	62,516	44,414
Total non-current liabilities		<u>341,188</u>	<u>145,965</u>
Total liabilities		<u>3,675,055</u>	<u>3,735,896</u>
Net assets		<u>29,904,607</u>	<u>31,440,452</u>
Members' funds			
Members equity and retained profits		<u>29,904,607</u>	<u>31,440,452</u>
Total members' funds		<u>29,904,607</u>	<u>31,440,452</u>

The statement of financial position is to be read in conjunction with the notes to the financial statements set out on pages 11 to 22.

The New South Wales Netball Association Limited

Statement of cash flows

For the year ended 31 December 2018

	Note	2018 \$	2017 \$
Cash flows from operating activities			
Cash receipts from customers, members and sponsors		17,390,366	14,845,600
Cash paid to suppliers and employees		<u>(17,094,470)</u>	<u>(14,816,424)</u>
Net cash from operating activities		<u>295,896</u>	<u>29,176</u>
Cash flows from investing activities			
Interest received		3,632	11,941
Proceeds from sale of property, plant and equipment		22,101	80,785
Acquisition of property, plant and equipment		(563,261)	(288,776)
Proceeds to sinking fund		(75,000)	(50,000)
Net (repayment)/proceeds from loans and borrowings		<u>270,291</u>	<u>(62,578)</u>
Net cash (used) in investing activities		<u>(342,237)</u>	<u>(308,628)</u>
Total net cash outflow from operating and investing activities		(46,361)	(279,452)
Net increase/(decrease) in cash and cash equivalents		(46,341)	(279,452)
Cash and cash equivalents at 1 January		<u>1,758,003</u>	<u>2,037,455</u>
Cash and cash equivalents at 31 December	9	<u>1,711,662</u>	<u>1,758,003</u>

The statement of cash flows is to be read in conjunction with the notes to the financial statements set out on pages 11 to 22

The New South Wales Netball Association Limited

Notes to the financial statements

1. Reporting entity

The New South Wales Netball Association Limited (the “Company”) is a company domiciled in Australia.

The Company is a not-for-profit entity and is primarily involved in administering the sport of netball throughout New South Wales.

2. Basis of preparation

(a) Statement of compliance

In the opinion of the directors, the Company is not publicly accountable. The financial statements are Tier 2 general purpose financial statements which have been prepared in accordance with Australian Accounting Standards – Reduced Disclosure Requirements adopted by the Australian Accounting Standards Board and the Corporations Act 2001. These financial statements comply with Australian Accounting Standards – Reduced Disclosure Requirements.

The financial statements were approved by the Board of Directors on 19th February 2019.

(b) Basis of measurement

The financial statements have been prepared on the historical cost basis.

(c) Functional and presentation currency

These financial statements are presented in Australian dollars, which is the Company’s functional currency.

(d) Use of estimates and judgements

The preparation of financial statements requires management to make judgements, estimates and assumptions that affect the application of accounting policies and the reported amounts of assets, liabilities, income and expenses. Actual results may differ from these estimates.

Estimates and underlying assumptions are reviewed on an ongoing basis. Revisions to accounting estimates are recognised in the period in which the estimate is revised and in any future periods affected.

(e) New standards and interpretations not yet adopted

A number of new standards, amendments to standards and interpretations are effective for annual periods beginning after 1 January 2015, and have not been applied in preparing these financial statements. Those which may be relevant to the Company are set out below. The Company does not plan to adopt these standards early and the extent of the impact has not been determined.

AASB 16 Leases

AASB 16 removes the lease classification test for lessees and requires all the leases (including operating leases) to be brought onto the balance sheet. The definition of a lease is also amended and is not the new on/off balance sheet test for lessees. AASB 16 is effective for annual reporting periods beginning on or after 1 January 2019. The Company is assessing the potential impact on its financial statements resulting from the application of this standard.

The New South Wales Netball Association Limited

Notes to the financial statements (continued)

2. Basis of preparation (continued)

(e) New standards and interpretations not yet adopted (continued)

AASB 15 Revenue from Contracts with Customers

AASB 15 establishes a comprehensive framework for determining whether, how much and when revenue is recognised. It replaces existing revenue recognition guidance, including AASB 118 Revenue, AASB 111 Construction Contracts and IFRIC 13 Customer Loyalty Programmes. AASB 15 is effective for annual reporting periods beginning on or after 1 January 2019. The Company is assessing the potential impact on its financial statements resulting from the application of this standard.

(f) Changes in significant accounting policies

AASB 9 Financial Instruments

AASB 9 sets out requirements for recognising and measuring financial assets, financial liabilities and some contracts to buy or sell non-financial items. This standard replaces AASB 139 Financial Instruments: Recognition and Measurement. The Company has made an assessment of the impact of AASB 9 on the financial statements ended 31 December 2018. There was no material impact noted for the year ended.

3. Significant accounting policies

The accounting policies set out below have been applied consistently to all periods presented in these financial statements. Certain comparative amounts have been reclassified to conform with the current year's presentation.

(a) Property, plant and equipment

(i) Owned assets

Items of property, plant and equipment are stated at cost less accumulated depreciation (see below) and impairment losses (see accounting policy (e)).

Where parts of an item of property, plant and equipment have different useful lives, they are accounted for as separate items of property, plant and equipment.

Intangible assets, other than goodwill and expenditure on research and development that are acquired by the Company and have finite useful lives are measured at cost less accumulated depreciation and any accumulated impairment losses.

(ii) Leased assets

Leases in terms of which the Company assumes substantially all the risks and rewards of ownership are classified as finance leases. Other leases are classified as operating leases.

(iii) Subsequent costs

The Company recognises in the carrying amount of an item of property, plant and equipment the cost of replacing part of such an item when that cost is incurred if it is probable that the future economic benefits embodied within the item will flow to the Company and the cost of the item can be measured reliably. All other costs are recognised in the income statement as an expense as incurred.

The New South Wales Netball Association Limited

Notes to the financial statements (continued)

3. Significant accounting policies (continued)

(a) Property, plant and equipment (continued)

(iv) Depreciation

Depreciation is charged to the income statement on a diminishing value basis over the estimated useful lives of each part of an item of property, plant and equipment. The estimated useful lives in the current and comparative periods are as follows:

	2018	2017
Buildings	25 years	25 years
Cafe Fit-out	5 years	5 years
Furniture and fittings	5-11 years	5-11 years
Equipment	3-11 years	3-11 years
Motor vehicles	3 years	3 years
Website development and software	3 years	3 years

The residual value, if not insignificant, is reassessed annually.

(b) Trade and other receivables

Trade and other receivables are stated at their cost less impairment losses (see accounting policy (e(i))).

(c) Inventories

Inventories are stated at the lower of cost and net realisable value. Net realisable value is the estimated selling price in the ordinary course of business, less the estimated costs of completion and selling expenses.

(d) Cash and cash equivalents

Cash and cash equivalents comprise cash balances and call deposits.

(e) Impairment

The carrying amounts of the Company's assets, other than inventories (see accounting policy (c)), are reviewed at each balance sheet date to determine whether there is any indication of impairment. If any such indication exists, the asset's recoverable amount is estimated (see accounting policy (e(i))).

An impairment loss is recognised whenever the carrying amount of an asset or its cash-generating unit exceeds its recoverable amount. Impairment losses are recognised in the income statement, unless an asset has previously been revalued, in which case the impairment loss is recognised as a reversal to the extent of that previous revaluation with any excess recognised through profit or loss.

Impairment losses recognised in respect of cash-generating units are allocated first to reduce the carrying amount of any goodwill allocated to cash-generating units (group of units) and then, to reduce the carrying amount of the other assets in the unit (group of units) on a pro rata basis.

The New South Wales Netball Association Limited

Notes to the financial statements (continued)

3. Significant accounting policies (continued)

(e) Impairment (continued)

(i) Calculation of recoverable amount

The recoverable amount of the Company's investments in receivables carried at amortised cost is calculated as the present value of estimated future cash flows, discounted at the original effective interest rate (i.e., the effective interest rate computed at initial recognition of these financial assets). Receivables with a short duration are not discounted.

The recoverable amount of other assets is the greater of their fair value less costs to sell and value in use. In assessing value in use, the estimated future cash flows are discounted to their present value using a pre-tax discount rate that reflects current market assessments of the time value of money and the risks specific to the asset. For an asset that does not generate largely independent cash inflows, the recoverable amount is determined for the cash-generating unit to which the asset belongs.

(ii) Reversals of impairment

An impairment loss in respect of a receivable carried at amortised cost is reversed if the subsequent increase in recoverable amount can be related objectively to an event occurring after the impairment loss was recognised.

An impairment loss in respect of other assets is reversed if there has been a change in the estimates used to determine the recoverable amount.

An impairment loss is reversed only to the extent that the asset's carrying amount does not exceed the carrying amount that would have been determined, net of depreciation or amortisation, if no impairment loss had been recognised.

(f) Employee benefits

(i) Defined contribution plans

Obligations for contributions to defined contribution plans are recognised as an expense in the profit or loss in the period during which services are rendered by employees. Prepaid contributions are recognised as an asset to the extent that a cash refund or a reduction in future payment is available.

(ii) Long-term service benefits

The Company's net obligation in respect of long-term service benefits, other than pension plans, is the amount of future benefit that employees have earned in return for their service in the current and prior periods. The obligation is calculated using expected future increases in wage and salary rates including related on-costs and expected settlement dates, and is discounted using the rates attached to the Commonwealth Government bonds at the balance sheet date which have maturity dates approximating to the terms of the Company's obligations.

(iii) Wages, salaries, annual leave, sick leave and non-monetary benefits

Liabilities for employee benefits for wages, salaries, annual leave and sick leave that are expected to be settled within 12 months of the reporting date represent present obligations resulting from employees' services provided to reporting date, are calculated at undiscounted amounts based on remuneration wage and salary rates that the Company expects to pay as at reporting date including related on-costs, such as workers compensation insurance and payroll tax.

The New South Wales Netball Association Limited

Notes to the financial statements (continued)

3. Significant accounting policies (continued)

(g) Trade and other payables

Trade and other payables are stated at cost.

(h) Revenue

Sale of goods

Revenue from the sale of goods is measured at the fair value of the consideration received or receivable, net of returns and allowances, trade discounts and volume rebates. Revenue is recognised when there is persuasive evidence, usually in the form of executed sales agreements, that the significant risks and rewards of ownership have been transferred to the buyer, recovery of the consideration is probable, the associated costs and possible return of goods can be estimated reliably, and there is no continuing management involvement with the goods.

Rendering of services

Rendering of services revenue represents revenue earned from the Company's trading activities, including membership, sponsorship, funding and gate receipts. Revenue from services rendered is recognised in profit or loss in proportion to the stage of completion of the transaction at the reporting date.

Government grants

The company is supported by grants received from the federal and state governments. Grants received on the condition that specified services are delivered, or conditions are fulfilled, are considered reciprocal. Such grants are initially recognised as a liability and revenue is recognised as services are performed or conditions fulfilled. Revenue from non-reciprocal grants is recognised when the company obtains control of the funds.

(i) Finance income and expenses

Finance income comprises interest income on funds invested and interest income is recognised as it accrues, using the effective interest method.

Finance expenses comprise interest expense on borrowings. All borrowing costs are recognised in profit or loss using the effective interest method.

(j) Segment reporting

A segment is a distinguishable component of the Company that is engaged either in providing products or services (business segment), or in providing products or services within a particular economic environment (geographical segment), which is subject to risks and rewards that are different from those of other segments.

(k) Goods and services tax

Revenue, expenses and assets are recognised net of the amount of goods and services tax (GST), except where the amount of GST incurred is not recoverable from the taxation authority. In these circumstances, the GST is recognised as part of the cost of acquisition of the asset or as part of the expense.

The New South Wales Netball Association Limited

Notes to the financial statements (continued)

3. Significant accounting policies (continued)

(k) Goods and services tax (continued)

Receivables and payables are stated with the amount of GST included. The net amount of GST recoverable from, or payable to, the taxation authority is included as a current asset or liability in the statement of financial position.

Cash flows are included in the statement of cash flows on a gross basis. The GST components of cash flows arising from investing and financing activities which are recoverable from, or payable to, the taxation authority are classified as operating cash flows.

(l) Income tax

No provision for income tax has been made in the accounts because of the exemption allowed under Section 50-45 of the Income Tax Assessment Act (1997).

(m) Lease payments

Payments made under operating leases are recognised in profit or loss on a straight-line basis over the term of the lease. Lease incentives received are recognised as an integral part of the total lease expense, over the term of the lease.

Determining whether an arrangement contains a lease

At inception of an arrangement, the Company determines whether such an arrangement is or contains a lease. A specific asset is the subject of a lease if fulfilment of the arrangement is dependent on the use of that specified asset. An arrangement conveys the right to use the asset if the arrangement conveys to the Company the right to control the use of the underlying asset.

At inception or upon reassessment of the arrangement, the Company separates payments and other consideration required by such an arrangement into those for the lease and those for other elements on the basis of their relative fair values. If the Company concludes for a finance lease that it is impracticable to separate the payments reliably, an asset and a liability are recognised at an amount equal to the fair value of the underlying asset. Subsequently the liability is reduced as payments are made and an imputed finance charge on the liability is recognised using the Company's incremental borrowing rate.

4. Determination of fair values (AASB 9)

(i) Non-derivative financial assets

Financial instruments and contract assets

The Company recognises loss allowances for expected losses on:

- financial assets measured at amortised cost;
- debt investments measured at fair value through other comprehensive income; and
- contract assets.

The Company measures loss allowances at an amount equal to lifetime expected credit losses. Loss allowances for trade receivables and contract assets are always measured at amount equal to lifetime expected credit losses.

When determining whether the credit risk of a financial asset has increased significantly since initial recognition and when estimating expected credit losses, the Company considers reasonable and supportable information that is relevant and available without undue cost or effort. This includes both

The New South Wales Netball Association Limited

Notes to the financial statements (continued)

4. Determination of fair values (AASB 9) (continued)

quantitative and qualitative information and analysis, based on the Company's historical experience and informed credit assessment and including forward-looking information.

The Company assumes that the credit risk on a financial asset has increased significantly if it is more than 30 days past due.

The Group considers a financial asset to be in default when:

- the borrower is unlikely to pay its credit obligations to the Group in full, without recourse by the Group to actions such as realizing security (if any is held);
- or the financial asset is more than 90 days past due.

12-month expected credit losses are the portion of credit losses that result from default events that are possible within the 12 months after the reporting date (or a shorter period if the expected life of the instrument is less than 12 months).

The maximum period considered when estimating expected credit losses is the maximum contractual period over which the Company is exposed to credit risk.

Measurement of expected credit losses

Credit losses are a probability-weighted estimate of credit losses. Credit losses are measured as the present value of all cash shortfalls (i.e. the difference between the cash flows due to the entity in accordance with the contract and the cash flows that the Company expects to receive). Credit losses are discounted at the effective interest rate of the financial asset.

Presentation of allowance for expected credit losses in the statement of financial position

Loss allowances for financial assets measured at amortised cost are deducted from the gross carrying amount of the assets.

For debt securities at fair value through other comprehensive income, the loss allowance is charged to profit or loss and is recognised in other comprehensive income.

Write-off

The gross carrying amount of a financial asset is written off when the Company has no reasonable expectations of recovering a financial asset in its entirety or a portion thereof. The Company expects no significant recovery from the amount written off.

The New South Wales Netball Association Limited
Notes to the financial statements (continued)

	2018 \$	2017 \$
5. Employee expenses		
Wages and salaries	5,924,526	5,565,375
Superannuation contributions	535,885	503,238
Increase in provision for employee benefits	87,030	148,930
Payroll tax	317,816	307,111
Fringe benefits tax	11,584	5,269
Directors' fees (honorarium)	13,000	13,000
	6,889,841	6,542,923
6. Revenue from rendering of services		
Affiliation, capitation and NetSetGo fees	6,900,155	6,616,022
Sports Development Grants income	241,447	269,618
Sponsorship income (including VIK income)	3,503,172	3,277,614
Genea Netball Centre income	1,121,277	942,431
Umpiring, coaching and sports development income	471,697	397,098
Competitions and events income (Non-SSN)	866,202	758,363
ANL, State Teams and Academies income	119,820	115,420
Suncorp Super Netball grant and royalties (NSW Swifts and Giants Netball)	800,000	820,000
NSW Swifts membership, ticketing and events income	738,190	581,315
GIANTS membership, ticketing and events income	811,422	590,417
Other income	11,785	93,376
	15,585,167	14,461,674
7. Auditor's remuneration		
Audit services		
KPMG		
Audit and review of financial reports	27,800	28,173
	27,800	28,173
Other services		
KPMG		
Other assurance services	1,500	16,383
	1,500	16,383

The New South Wales Netball Association Limited
Notes to the financial statements (continued)

8. Net financing income

	2018 \$	2017 \$
Interest income	20,171	22,040
Financial income	<u>20,171</u>	<u>22,040</u>
Financial expenses	<u>(16,539)</u>	<u>(10,099)</u>
Net financing income	<u>3,632</u>	<u>11,941</u>

9. Cash and cash equivalents

Cash at bank and on hand	760,164	241,615
Deposits at call	951,498	1,516,388
	<u>1,711,662</u>	<u>1,758,003</u>

10. Trade and other receivables

Trade receivables	1,056,410	1,226,438
	<u>1,056,410</u>	<u>1,226,438</u>

11. Other assets

Prepayments	68,258	229,363
BBX Trade Dollars	235,189	183,893
Provision for impairment of BBX Trade Dollars	(70,557)	(22,586)
Contra Asset	29,902	20,584
	<u>262,792</u>	<u>411,254</u>

Provision for impairment of BBX Trade Dollars have been increased by \$47,971 since 2017.

Non-Current

Sinking Fund – Genea Netball Centre (Netball Central)	225,000	150,000
	<u>225,000</u>	<u>150,000</u>

Under the terms of its lease agreement with the Sydney Olympic Park Authority (SOPA) for Genea Netball Centre (formally known as Netball Central), the Company is required to make annual contributions to a Sinking Fund (Fund) for the facility and these funds are held on the behalf of the Landlord (SOPA). The Fund will only be used to fund the scheduled capitalised maintenance works for the facility in accordance with the lease and the SOPA approved Asset Management Plan (Plan) for the facility. All Fund contributions will be subject to the terms and conditions of the lease agreement and the Plan, and all contributions are up to date at year end.

The New South Wales Netball Association Limited
Notes to the financial statements (continued)

12. Property, Plant and Equipment

Cost	Buildings	Café	Furniture	Equipment	Motor	Intangible	Total
	\$	Fit-Out	and fittings	\$	Vehicles	Asset	\$
Balance at 1 Jan 2018	35,548,700	158,807	267,204	931,709	133,346	26,100	37,065,866
Transfer	-	-	-	-	-	-	-
Additions	169,848	-	5,305	222,595	165,513	-	563,261
Disposals	-	-	-	-	(75,707)	-	(75,707)
Write-Offs	-	-	-	-	(15,606)	-	(15,606)
Balance at 31 Dec 2018	35,718,548	158,807	272,509	1,154,304	207,546	26,100	37,537,814
Depreciation and impairment losses							
Balance at 1 Jan 2018	4,685,024	46,447	80,086	505,772	94,909	26,100	5,438,338
Transfer	-	-	-	-	-	-	-
Depreciation for the year	1,563,786	16,988	32,088	196,815	47,068	0	1,856,745
Disposals	-	-	-	-	(75,707)	-	(75,707)
Write-Offs	-	-	-	-	-	-	-
Impairment Reversal on Asset	-	-	-	-	-	-	-
Balance at 31 Dec 2018	6,248,810	63,435	112,174	702,587	66,270	26,100	7,219,375
Carrying amounts							
At 1 January 2018	30,863,676	112,360	187,118	425,938	38,437	0	31,627,529
At 31 December 2018	29,469,738	95,372	160,335	451,717	141,276	0	30,318,438

The New South Wales Netball Association Limited
Notes to the financial statements (continued)

	2018	2017
	\$	\$
13. Trade and other payables		
Trade payables	691,415	585,956
Other payables and accrued expenses	708,068	913,089
Income received in advance	772,929	1,085,821
	<u>2,172,412</u>	<u>2,584,866</u>
14. Provisions		
Netball Australia Annual Contribution Fee liability	706,343	689,114
	<u>706,343</u>	<u>689,114</u>
<p>The Netball Australia Annual Contribution Fee (Contribution Fee) for the Company to be payable in the 2019 calendar year was agreed and passed at a Special General Meeting of Netball Australia Limited on 13 August 2018, in which delegates of the Company attended. The Contribution Fee for 2019 has increased by 2.5% to \$706,343 from the fee payable in 2018 as agreed at the 13 August 2018 meeting.</p>		
15. Employee benefits		
Current		
Liability for annual leave	250,898	210,571
Liability for long service leave	48,466	42,802
	<u>299,364</u>	<u>253,373</u>
Non-current		
Liability for long service leave	62,516	44,414
	<u>62,516</u>	<u>44,414</u>
16. Loans and borrowings		
Current liabilities		
Bank loans	155,748	62,578
	<u>155,748</u>	<u>62,578</u>
Non-current liabilities		
Bank loans	278,672	101,551
	<u>278,672</u>	<u>101,551</u>
17. Segment reporting		
<p>The Company's principal activity is the promotion of netball in New South Wales. The New South Wales Netball Association's principal place of operation is Genea Netball Centre, Sydney Olympic Park, Australia.</p>		
18. Operating leases		
Leases as lessee		
Non-cancellable operating lease rentals are payable as follows:		
Less than one year	69,472	68,380
Between one and five years	216,228	237,987
More than five years	2,712,112	2,695,811
	<u>2,997,812</u>	<u>3,002,178</u>

The New South Wales Netball Association Limited

Notes to the financial statements (continued)

18. Operating Leases (continued)

As a part of the Company's 99 year lease of Genea Netball Centre (previously Netball Central), the Company is required to pay annual estate levies which represent the entire amount listed in the More than 5 years category.

19. Related parties

Key management personnel compensation

The key management personnel compensation included in "Employee expenses" are as follows:

	2018	2017
	\$	\$
Short-term employee benefits	1,355,918	1,283,816

Other key management personnel transactions with the company

Director-related entities

Goods purchased from Cartridge World Parramatta, a director-related entity of C Campbell	43,289	49,910
--	--------	--------

As approved by Council at the Annual General Meeting on 24 March 2018, an honorarium of \$5,000 was paid to President Louise Sullivan and \$1,000 to all other directors of the company during the year.

From time to time, directors of the Company may purchase goods from the Company or participate in other Association activities. These purchases and participations are on the same terms and conditions as those entered into by other Company employees or customers and are trivial or domestic in nature.

Apart from the details disclosed above in this note, no other director has entered into a material contract with the Company during the year or since the end of the previous financial year and there were no material contracts involving other directors' interests existing at year-end.

There has not arisen in the interval between the end of the financial year and the date of this report any item, transaction or event of a material and unusual nature likely, in the opinion of the directors of the Company, to affect significantly the operations of the Company, the results of those operations, or the state of affairs of the Company, in future financial years.

20. Subsequent Events

There has not arisen in the interval between the end of the financial year and the date of this report any item, transaction or event of a material and unusual nature likely, in the opinion of the directors of the Company, to affect significantly the operations of the Company, the results of those operations, or the state of affairs of the Company, in future financial years.

21. Company details

The Company is incorporated and domiciled in Australia as a Company limited by guarantee. In accordance with the Constitution of the Company, every member of the Company undertakes to contribute an amount limited to \$1 per member in the event of the winding up of the Company during the time that he or she is a member or within one year thereafter. At 31 December 2018 there were 115,021 members (2017: 113,356 members).

The registered office of the Company is Genea Netball Centre, 2 Olympic Boulevard, Sydney Olympic Park, NSW 2127.


The New South Wales Netball Association Limited

Directors' declaration

In the opinion of the directors of The New South Wales Netball Association Limited (the Company):

- (a) The company is not publicly accountable;
- (b) the financial statements and notes that are contained in pages 7 to 22, are in accordance with the Corporations Act 2001, including:
 - (i) giving a true and fair view of the Company's financial position as at 31 December 2018 and of their performance for the financial year ended on that date; and
 - (ii) complying with Australian Accounting Standards - Reduced Disclosure Requirements and the Corporations Regulations 2001; and
- (c) there are reasonable grounds to believe that the Company will be able to pay its debts as and when they become due and payable.

Signed in accordance with a resolution of the directors:



Louise Sullivan
President



Christine Feldmanis
Director

Dated at Sydney this 19th day of February 2019



Independent Auditor's Report

To the Members of New South Wales Netball Association Limited

Opinion

We have audited the **Financial Report** of New South Wales Netball Association Limited (the Company).

In our opinion, the accompanying Financial Report of the Company is in accordance with the *Corporations Act 2001*, including:

- giving a true and fair view of the Company's financial position as at 31 December 2018 and of its financial performance for the year ended on that date; and
- complying with *Australian Accounting Standards - Reduced Disclosure Requirements* and the *Corporations Regulations 2001*.

The **Financial Report** comprises:

- Statement of financial position as at 31 December 2018
- Statement of profit or loss and other comprehensive income, Statement of changes in equity, and Statement of cash flows for the year then ended
- Notes including a summary of significant accounting policies
- Directors' Declaration.

Basis for opinion

We conducted our audit in accordance with *Australian Auditing Standards*. We believe that the audit evidence we have obtained is sufficient and appropriate to provide a basis for our opinion.

Our responsibilities under those standards are further described in the *Auditor's responsibilities for the audit of the Financial Report* section of our report.

We are independent of the Company in accordance with the *Corporations Act 2001* and the ethical requirements of the *Accounting Professional and Ethical Standards Board's APES 110 Code of Ethics for Professional Accountants* (the Code) that are relevant to our audit of the Financial Report in Australia. We have fulfilled our other ethical responsibilities in accordance with the Code.

Other Information

Other Information is financial and non-financial information in New South Wales Netball Association Limited's annual reporting which is provided in addition to the Financial Report and the Auditor's Report. The Directors are responsible for the Other Information.

Our opinion on the Financial Report does not cover the Other Information and, accordingly, we do not express an audit opinion or any form of assurance conclusion thereon.



In connection with our audit of the Financial Report, our responsibility is to read the Other Information. In doing so, we consider whether the Other Information is materially inconsistent with the Financial Report or our knowledge obtained in the audit, or otherwise appears to be materially misstated.

We are required to report if we conclude that there is a material misstatement of this Other Information, and based on the work we have performed on the Other Information that we obtained prior to the date of this Auditor's Report we have nothing to report.

Responsibilities of the Directors for the Financial Report

The Directors are responsible for:

- preparing the Financial Report that gives a true and fair view in accordance with *Australian Accounting Standards - Reduced Disclosure Requirements* and the *Corporations Act 2001*
- implementing necessary internal control to enable the preparation of a Financial Report that gives a true and fair view and is free from material misstatement, whether due to fraud or error
- assessing the Company's ability to continue as a going concern and whether the use of the going concern basis of accounting is appropriate. This includes disclosing, as applicable, matters related to going concern and using the going concern basis of accounting unless they either intend to liquidate the Company or to cease operations, or have no realistic alternative but to do so.

Auditor's responsibilities for the audit of the Financial Report


Our objective is:

- to obtain reasonable assurance about whether the Financial Report as a whole is free from material misstatement, whether due to fraud or error; and
- to issue an Auditor's Report that includes our opinion.

Reasonable assurance is a high level of assurance, but is not a guarantee that an audit conducted in accordance with *Australian Auditing Standards* will always detect a material misstatement when it exists.

Misstatements can arise from fraud or error. They are considered material if, individually or in the aggregate, they could reasonably be expected to influence the economic decisions of users taken on the basis of the Financial Report.

A further description of our responsibilities for the audit of the Financial Report is located at the *Auditing and Assurance Standards Board* website at: http://www.auasb.gov.au/auditors_responsibilities/ar4.pdf
This description forms part of our Auditor's Report.



KPMG


Cameron Roan

Partner

Sydney

19 February 2019

This page has been left blank intentionally.





nsw.netball.com.au | (02) 9951 5000

Netball Central, 2 Olympic Boulevard, Sydney Olympic Park NSW 2127
PO Box 396, Lidcombe NSW 1825