



# 2019 ANNUAL REPORT



Netball NSW respectfully acknowledges the traditional owners and custodians of the land on which we work, the Wangal people. We pay our respects to elders past, present and emerging. We commit to working respectfully to honour their ongoing cultural and spiritual connections to this country and recognise the role and value of culture in all of our communities.

## CONTENTS

President's Report	2	NSW Swifts	19	Court Craft Summer Series	37
CEO's Report	3	Canberra GIANTS	20	BING LEE Masters State Titles	38
Board of Directors	3	GIANTS Netball	21	Social Masters	39
Strategic Plan 2020-2022	4	Commercial & Corporate Partnerships	22	2019 Award Winners	40
90 Years of Netball NSW	6	Marketing, Communications & Events	23	Hall of Fame Legend	42
Association Development	8	Netball Central	24	Hall of Fame	44
Facilities & Infrastructure	9	NSW Competitions	26	2019 Life Member Inductees	45
Grassroots Development	10	Premier League	28	Life Members & Patrons	46
Volunteer Workforce	12	DOOLEYS Metro League	30	Anne Clark BEM Service Award	47
NSW Pathways	14	BING LEE Regional League	32	Membership Figures	50
National Netball Championships	16	Regional State Cup	33	Organisation Chart	52
Marie Little OAM Shield	17	HART Junior State Titles	34	Partners	54
Netball NSW Waratahs	18	HART Senior State Titles	36	Financial Report	55

## PRESIDENT'S REPORT



### **In 2019 Netball NSW celebrated its 90<sup>th</sup> Anniversary.**

It would also be the second successive year we'd break our organisation's membership record. That is a very special achievement after nine decades of leading the way for women in sport across New South Wales.

During the past year Netball NSW conducted a very extensive and consultative strategic planning process which resulted in the adoption of our new Strategic Plan 2020-22. I further thank everyone in our netball family that gave their time so freely to be part of it, and who has otherwise played their own part in netball's success during 2019.

Growing our membership base in an increasingly competitive market is something that gives me huge pride. From our 115,000-plus registered members in 2019 we've seen more than 1,200 new coaches join the ranks to further netball's positive influence across the state, and 600 new National C umpires to ensure it all happens within the rules. Added to our already well-established volunteer workforce, many of whom have given decades of service, it is truly wonderful to see growth at our most important level: the grassroots.

Here's a little snapshot to highlight what's been achieved over the past year.

The TAFE NSW Schools Cup saw record growth with 16,400 pupils taking part, while the introduction of TAFE NSW All Abilities Schools Cup meant inclusion was very much part of the strategy.

Significant progress was made toward the production of Netball NSW's first Reconciliation Action Plan, while both Indigenous Rounds held during Suncorp Super Netball and the Netball NSW Premier League proved to be resounding successes. As well as this Walking Netball continued to grow with over 1,000 eager participants enjoying one of the game's newest formats at trials all over the state.

In our competitions, we successfully rebranded and hosted the HART Junior and Senior State Titles, as well as the Bing Lee Masters State Titles - which was taken to Tamworth.

Proudly at the National Netball Championships, NSW returned to the podium positions with both our 17/Us and 19/Us securing silver medals, a feat that was equaled by the Netball NSW Waratahs in the Deakin University Australian Netball League.

GIANTS Netball captain, and former Swift, Kim Green decided to call it a day after 74 Diamonds caps, 212 elite club games and numerous Premierships to her name. And it would be her former teammate turned coach, Briony Akle, who would lead the NSW Swifts to their first Premiership since 2008, and a sixth in their proud history when they defied all odds to win the Suncorp Super Netball title. Congratulations again to all that made that success happen.

The future of both Netball NSW-owned SSN clubs was also bolstered by the foundation of the QBE Swifts Academy and GIANTS Netball Academy and a new home venue at the redeveloped Ken Rosewall Arena.

The public showcasing of our elite product is vitally important to the growth of our sport. The ability to draw bigger crowds, sell more team memberships and increase fan and corporate exposure is all an upside for netball.

Netball NSW's aim is to instill our game with the operational resilience and diversification required to secure netball a strong future, and for our elite teams to progressively be less reliant on grassroots support.

Netball NSW looks to the future with confidence. Growing participation, well-established and sound governance systems and netball's iconic brand positions us strongly to take advantage of the limelight being so intensely focused on women's sport, our traditional strength. That being said, I believe our netball community needs to continue to be inclusive, bold and willing to make changes where required to ensure our sport remains thriving. Change is not always easy, but if we remain open to working together to embrace new opportunities and ways of delivering our product to meet the needs of our changing society, netball will be the winner.

At international level the Swifts and GIANTS supplied Paige Hadley, Sarah Klau, Maddy Turner, Caitlin Bassett and Jamie-Lee Price to the Australian Diamonds, with Jo Harten, Helen Housby, Natalie Haythornthwaite, Katrina Rore and Sam Wallace representing England, New Zealand and Trinidad & Tobago respectively.

The successful accreditation of seven new elite coaches means our coaching pathway is also producing home-grown talent to nurture the strong playing stocks coming through our High Performance system, while the large presence of NSW officials at national and international level competitions means we are among the leaders in officialdom too.

Of course, a lot of this isn't possible to achieve without a strong base from which to operate. In 2019 over a quarter of a million people came through the doors of Netball Central in Sydney Olympic Park, a truly remarkable number.

I acknowledge Rodney Watson OAM, Adele Saunders OAM and Julie Fitzgerald who were inducted as Netball NSW Life Members at the 2019 AGM. At our Netball NSW State Dinner, Margaret Corbett OAM became only the second member of the Netball NSW Hall of Fame elevated to Legend status. To each of those special individuals and to all others who achieved personal recognition during the year, I applaud and thank you all for your outstanding contributions.

I say thank you to all of our Netball NSW staff and to my fellow Board Directors for everything you do.

Finally, it would be remiss of me not to mention the resilience and bravery shown by many in our communities that have been affected most recently by some of the worst bushfires in Australia's history, but also the devastating ongoing impacts of severe drought. The local netball club is a focal point for many communities across our state and we look forward to working to aid these communities in every way we can.

It has been my upmost privilege to continue to serve as your President. I look forward to the challenges and successes that lie ahead.

**Louise Sullivan**  
President – Netball NSW

## CEO'S REPORT



**The sporting world waits for no one, but I am very happy to report that netball in New South Wales more than kept pace with industry targets and trends in 2019 and, in some cases, led them.**

Every year our Board of Directors, coaches, athletes, officials, staff and volunteers set a range of competitive targets with the simple aim of progressing netball's positive influence on rural and metropolitan communities all over the state.

I think you'll agree that another year of record-breaking registrations at grassroots level, a Suncorp Super Netball Championship win and the launching of two new Academies is a pretty good return for everyone's 12 months of hard graft. These are but a few of our successes, however.

In 2020 both our Super Netball clubs, the NSW Swifts and GIANTS Netball, will play their home games at the newly redeveloped Ken Rosewall Arena (KRA) in Sydney Olympic Park. Over 2019 we have seen the efforts of many, including our partners at Tennis NSW and the NSW Government, transform KRA into a multipurpose venue which will allow our elite teams to host up to 10,000 fans every time they play there.

Just imagine what it will be like when the Swifts and GIANTS face-off in the first NSW Derby of the year – I can't wait!

Seeing the Swifts win their sixth Championship, and a first since 2008, was a moment for us to cherish, with Netball NSW also dedicating a lot of time to creating new pathways for our up-and-coming talent: the QBE Swifts Academy and GIANTS Netball Academy.

While it is wonderful to have success in the present, we must also plan for the future and these Academies are fantastic additions to our world-leading High Performance Pathways.

Speaking of Pathways, how wonderful was it to see our NSW State Teams reach the Grand Finals of both the 17/U and 19/U National Netball Championships in Brisbane?

Their silver medals, along with the Netball NSW Waratahs' silver in the Deakin University Australian Netball League, show that NSW remains at the forefront of talent production nationally.

I would also like to make a special mention of our Sports Development team, who work closely with Associations throughout the state. To break the organisation's membership record for the second successive year and sign up in excess of 115,000 members is a huge testament to their effort and that of everyone in our netball community across the state.

The past 12 months also saw us celebrate our 90<sup>th</sup> Anniversary and I was very proud to see this beautifully acknowledged at our competitions and events throughout the year. If you are yet to visit our newly installed history wall at Netball Central, I strongly recommend that you do. It is a magnificent illustration of how far we've come in nine decades, but we have left space for the many miles left to travel.

We remain the market leaders when it comes to female participation in Australian sport, and our Suncorp Super Netball competition has the highest viewership, but we must be innovative in our operations to ensure we maintain the status quo.

The sports market in New South Wales is one of the most competitive in the world and with the entrance of traditionally male-dominated codes into the female space I believe now is the time for netball to showcase our pioneering work, our pathways, our athletes and our sheer force of numbers.

With a massive community, two elite teams, numerous High Performance pathways and two world-leading venues to call home, there has never been a better time to match our efforts with equal promotion.

Finally, as ever, I would like to thank the Netball NSW Board of Directors and staff for their tireless contribution. Consistently going above and beyond for netball in this state, it is my pleasure to work alongside them.

**Carolyn Campbell**  
Chief Executive Officer – Netball NSW

## BOARD OF DIRECTORS

### President

Louise Sullivan

### Directors

Myles Baron-Hay  
Vincent De Luca OAM  
Diana Fraser  
Ruth Havrlant  
Andrew McMaster  
Carol Murphy  
Katherine Simmonds  
Claire Tynan

### Chief Executive Officer

Carolyn Campbell



## STRATEGIC PLAN 2020-2022

During the past year Netball NSW conducted a very extensive and consultative strategic planning process which resulted in the adoption of our new Strategic Plan 2020-22.

### Our Purpose

Lead and support  
our netball community to  
grow and thrive

### Our Vision

Netball is NSW's  
leading sport of choice  
and opportunity

## VALUES AND BEHAVIOURS



## STRATEGIC PILLARS & PRIORITIES

**Management will develop the Strategic Goals of Netball in NSW for the next three years within the following Strategic Priority framework. Management will also prepare operational plans, performance targets and budgets for Board review and approval.**

### **Governance and Culture - Overarching all pillars**

- Align our culture to be an organisation that listens, learns, supports, empowers and connects with our people and the netball community.
- Enhance best practice corporate governance structures and systems that reflect our underlying business.
- Build capacity and critical skills through influence and education.
- Expand relationships with all stakeholders to maximise opportunity for long-term growth of the sport.

### **Competitions and Pathways – Strive to shine**

- Optimise competition delivery.
- Create and drive a winning culture that has long-term, holistic, positive player growth at the core of all we do.
- Identify and develop talented players, coaches and officials.
- Connect and align with partners.

### **Community Netball – Grow the game**

- As a netball community (Netball NSW, Associations and Clubs) we embrace “Play Your Way” to make netball more welcoming and inclusive.
- Grow, foster and retain members and participants.
- Recruit, retain and develop the workforce (both paid and voluntary) and enhance their capability.
- Utilise technology, data and digital solutions to optimise the delivery of netball.
- Target school networks and enhance linkage to the netball community.

### **Facilities and Infrastructure – Secure the future**

- Strengthen government relationships at all levels to increase investment in the sport and leverage government support across the netball community.
- Influence the development and use of community facilities for netball that aligns with the Statewide Facilities Framework.
- Maximise usage and commercial outcomes of venues (Netball Central, Ken Rosewall Arena, Swifts HQ, community netball facilities).
- Innovate our facilities and infrastructure to deliver new and exciting outcomes for netball now and into the future.

### **NSW Swifts and GIANTS Netball – Fulfil our potential**

- Design and execute a financial strategy, and maximise all revenue streams to create financially self-sustaining Clubs.
- Operate our Clubs to make Finals every year and consistently win Championships.
- Cultivate an environment that supports team well-being and off-court career development.
- NSW Swifts and GIANTS Netball will lead the Suncorp Super Netball in all off-court metrics.
- Innovate and leverage relationships with all partners for mutual benefit and future growth and sustainability.

### **Commercial and Delivery – Underpinning all pillars**

- Diversify and increase revenue streams through all avenues.
- Invest in technology, systems and data analytics to support revenue growth.
- Maintain best practice operational procedures to enhance efficiency of delivery model.
- Innovate, design and develop new opportunities for delivery in the future.





**We have often wondered if the pioneering women who met and formed the New South Wales Women's Basketball Association in 1929 ever thought the seeds sown back then would eventually blossom into the organisation we have today.**

Ninety years of success certainly didn't come easy, but the dreams and efforts of those visionary women meant netball – the only female-participation sport in Australia which isn't a sub-branch of a more dominant male code – would always have a place at the top table of sports in this state.

It was somewhat fitting that Netball NSW entered and finished its 90th year in 2019 with record membership numbers. The organisation boasted registrations of over 115,000, with local netball courts jam-packed every Saturday morning with volunteers sharing their love of the game with a new generation, which will – in time we hope – do likewise.

Netball, at its basic level, is a simple thing. It is teamwork, friendship, community and camaraderie.

It is also identity. Who doesn't enjoy the colour and passion displayed by our youngest participants when they come together 3,000-strong for the HART Junior State Titles? And what NSW netball fan doesn't get caught up in the buzz and athleticism of the Swifts and GIANTS as they battle Australia's best in Suncorp Super Netball?

It wasn't always like this, but from little seeds, mighty trees grow and Netball NSW has been growing for 90 years now. That doesn't mean the organisation is content with its lot. The Australian sports market can be unforgiving, meaning continual self-reflection and learning is vital to keep, and advance, our game's strong position.

However, that doesn't mean we shouldn't reflect and celebrate what's been achieved over the past nine decades.

In 2019 Netball NSW paid tribute to the key people, clubs and communities who have contributed to the organisation's history and legacy.

Time passes quickly and it won't be long before we begin the countdown to our Centenary, therefore it was important to reflect on our past, embrace the present and look to the future with hope and expectation.

History proves that NSW is one of the most successful netballing states in Australia, claiming Premierships, State Titles and producing some of the best players to have ever graced the game.

Much of this success can be attributed to the wide range of programs and services Netball NSW offers to its members – from the grassroots level through to the elite. Our coaching and umpiring personnel travel the state to conduct accreditation courses and clinics, ensuring continued development by providing support for our affiliated Associations and their officials.

Netball NSW also provides pathways for players, umpires, coaches and officials to further their pursuits. The NSW Swifts and GIANTS Netball, alongside our national officials and administrators, are the leaders in this space, however, they are powered by our grassroots. Community remains the main ingredient of our success.

From Anne Clark BEM to Sharon Kelly OAM, Anne Sargeant OAM to Liz Ellis AO, Carole Sykes to Julie Fitzgerald, we salute the pioneers who have brought us to this point as we look to maintain the vision inspired by our forebears too.

And to our youngest netballers who hit the courts every wintry Saturday morning with dreams of being the next Paige Hadley or Jamie-Lee Price we say this: dream big!

Our aim for 90 years has been to provide a sporting platform around which life-long friendships and healthy communities can flourish. That's the key goal for the next 90 too.

### **A Message from the Historical and Archives Panel**

The 90 Year celebrations allowed the Historical and Archives Panel to focus on a variety of tasks, working with NNSW staff. Locating memorabilia and researching information was the priority during our monthly workshops at Netball Central.

We were happy to be involved in assisting with projects such as the history wall located on level 3 of Netball Central, game day celebrations and displays.

The 100 year anniversary is not far away, so Districts and Associations were asked for updated history summaries, so these can be available in the records. Thank you to the Districts who sent in this information; any outstanding can still be completed and forwarded to us during the coming year.

Ongoing projects included identifying members of the NSW Junior State, Touring and Night Tournament Teams, from the sixties, seventies and eighties, who played at National Championships, ensuring these representatives will not be forgotten. We have also refined the arrangement and descriptions of the archives collection.

Many thanks go to the following who donated to the archives during 2019: Wendy Archer AM, Lynette Burgess OAM, Gail Campbell, Campbelltown Netball Association, Beverley Dew OAM, Ronda Kimble OAM, Renee Marshall, Maddy Proud, Lynn Quinn OAM, Estate of the late Carole Sykes and Raelene Turner and we continue to appreciate the efforts of Karen de Ridder, our liaison at Netball NSW.

Panel members Wendy Archer AM, Lynette Burgess OAM, Beverley Dew OAM and Marie Kelly provided unwavering support, generously contributing their knowledge and energy freely during the year, helping to preserve our sport's history.

### **Ronda Kimble OAM (Convenor)**

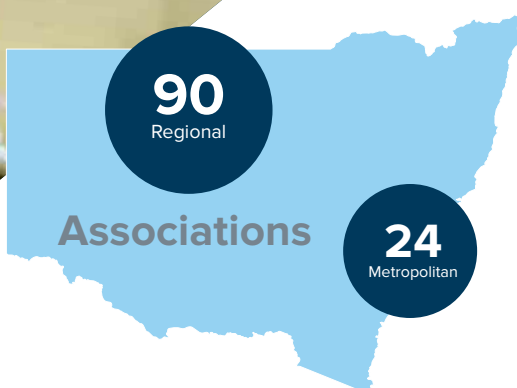
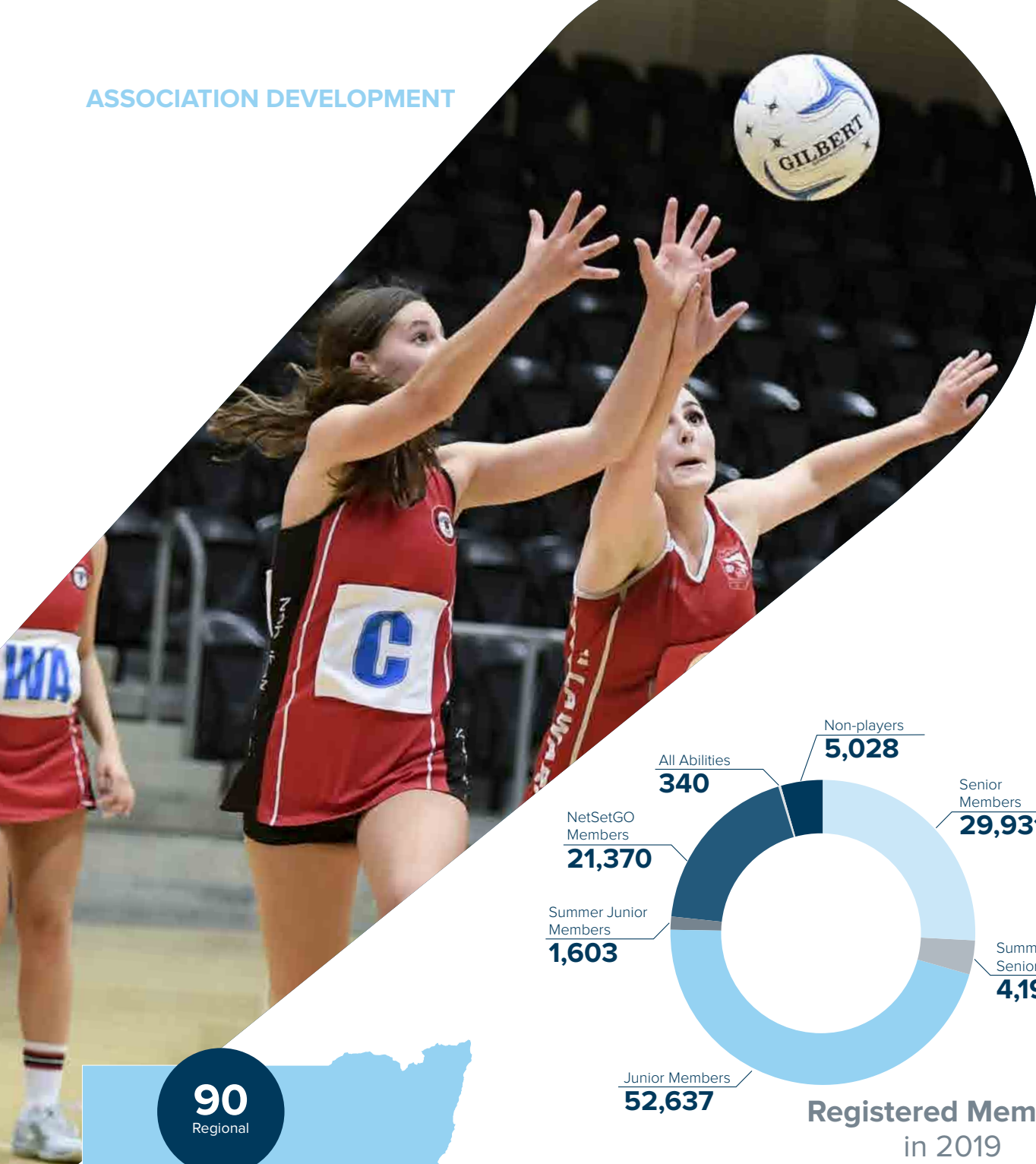




**The Australian sports market can be unforgiving, meaning continual self-reflection and learning is vital to keep, and advance, our game's strong position.**



## ASSOCIATION DEVELOPMENT



## FACILITIES & INFRASTRUCTURE

### Forward Planning – a key strategy in securing facilities into the future.

A number of Associations are working in partnership with their Local Councils to identify future needs for netball and how that need will be delivered. The following is a small snapshot of works in progress for 2019.

#### Strategic Planning

- Gunnedah Netball Association: Commenced scoping their future facility needs with the Gunnedah Shire Council.
- Newcastle Netball Association: City of Newcastle has developed a Strategic Sports Strategy in consultation with all sports across the city. Newcastle Netball Association has communicated their needs which are included in the preliminary discussion papers.
- Eastwood Ryde Netball Association: Have been busy with proactive planning, researching many sites and facilities in preparation for the proposed redevelopment of Marsden High School into a new netball complex for Eastwood Ryde.

#### Master Plans

- Illawarra Netball Association: Working in collaboration with Illawarra Basketball Stadium and Wollongong Council towards new indoor courts and revised outdoor court layouts and improvements to amenities.
- Wollondilly Netball Association: A detailed master plan has been completed for Tahmoor Sports Ground with 12 new hardcourts and new amenities for netball.
- Blayney Netball Association: King George VI Oval Master Plan developed including Blayney NA facility needs. Grant funding for resurfacing of six hardcourts was submitted in partnership with Blayney Shire Council.
- Gosford Netball Association: Master plan developed for Adcock Park incorporating new central amenities/clubhouse and expansion of hardcourts.

### Asset Management Plans (AMP) – A planned proactive approach to manage netball's primary assets is in developing AMP's with each Association.

#### Replace

- Hillston Netball Association: Grant received via Clubs NSW – two new concrete courts, lighting and fencing completed. The project was entirely project managed by local netball members.

#### Renewal

- Woy Woy Peninsula Netball Association: In partnership with Central Coast Council, all hardcourts re-surfaced by CourtCraft.
- Maitland Netball Association: Reconfiguration and renewal of courts has commenced, managed by Maitland Council through an open-tender process.

#### Upgrade

- Lismore Netball Association: Grant funding received and project commenced to increase the number of hardcourts and shade shelters at Marie Mackney Courts.
- Inner Western Suburbs Netball Association: Recent extension to their clubhouse and amenities in partnership with Canada Bay Council and funding support from Council and the Federal Government.
- Great Lakes Netball Association: Construction commenced on expanding the amenities and clubhouse.





## GRASSROOTS DEVELOPMENT

### Suncorp NETSETGO

- 629 NetSetGO Centres including 15 first-year centers in 2019
- 1,778 programs delivered
- 21,370 participants
- 18 Suncorp NetSetGO Centres and 300 Participants were given the opportunity to be involved in Suncorp NetSetGO integrations with Suncorp Super Netball. These included ambassador visits and halftime activations.
- Over 17,000 NetSetGO participation medals were distributed to participants across NSW.

### Walking Netball

- 30 Associations across all eight regions have hosted or run a program in 2019 including Competitions, Exercise Programs and Come and Try days
- Over 1,000 unique participants in 2019 took part.

### FAST5 Netball

- Total Competitions – 8 (across six regions)
- Total Teams 2019 – 82
- Total Participants 2019 – 826

### TAFE NSW Schools Cup

- Statewide growth in both teams and participants.
- Introduction of a TAFE NSW Schools Cup Fast5 Carnival targeting Year 11 and 12 students with eight events held across the state.
- Introduction of a TAFE NSW Schools Cup All Abilities division for students with a disability with 23 schools taking part over 10 events held across the state.
- Total number of participants – 17,226 (+8%)
- Total number of teams – 1,831 (+21%)
  - o Number of mixed teams – 1,027
  - o Number of Girls Teams – 559
  - o Number of Boys teams – 245

## Statewide growth in both teams and participants.

### Schools Programs

- Sporting Schools continued to be strong in 2019 with 15,485 school kids participating in a netball program and 157 programs delivered.
- Netball NSW School Clinics held strong in 2019 with 1,177 school kids participating in 29 of our delivered programs
- Netball NSW School intro clinics showcased netball to an additional 4,459 children across the state.
- 15 schools transitioned from a School Clinic or Sporting Schools program into the TAFE NSW Schools Cup in 2019.

### EMPOWERPLAY

- 19 Association/Clubs ran new programs in 2019
- To date we have 56 Clubs and 17 Associations run a program
- Total Participants = 670

### Community Engagement

#### One Netball Community Awards

Bettina Goolagong, from the AFL Riverina Netball Association, was the NSW recipient this year.

She has been tireless in her work in the Collingullie Aboriginal community, and it is fantastic to have her work recognised nationally. Her work in the Gullie community transcends simply coaching, and includes mentoring, umpiring, and transporting kids to and from netball every week.

#### Koori Netball Tournaments

The Koori Netball Tournament in Charlestown was once again a huge success in 2019. As the premier indigenous tournament in NSW, there was a total of 91 teams in this year's competition including: U12s, U15 Girls and Mixed, Open Women's and Open Mixed. Over 750 players, coaches, and umpires attended the two-day tournament.

Netball NSW also hosted inaugural Koori Gala Days at various locations across regional NSW including Kiama, Coffs Harbour, Tamworth and Dubbo, with over 200 participants engaging in these events.

#### Indigenous Talent Camp

The various Koori Gala Days and the Charlestown Koori Netball Tournament culminated in the Indigenous Talent Camp hosted at Netball Central in Sydney Olympic Park. Selected athletes from the Gala Days, and the Koori Netball Tournament, were invited to attend.

Aboriginal netball legends and pioneers Marcia Ella-Duncan OAM and Sharon Finnan-White OAM were on hand to assist Netball NSW staff in providing a culturally-safe space to nurture the next generation of elite Aboriginal netball talent.

#### Western Sydney Sports Festival

Formerly the Super Sikhs competition, this year the Western Sydney Sports Festival was a big hit with the city's vast multicultural community. Embracing the fun and social atmosphere of the Fast5 netball format, the festival highlighted the competitive, yet fun and upbeat, spirit of the event. Netball NSW provided the scorers, umpires, and Fast5 court markings for the teams who participated.

#### School Disability Programs

Netball NSW has proudly delivered programs at Sport NSW's Activate Inclusion events and NSW Department of Education School Sport Unit's Multi Sports Days for several years. These multi-sport programs aim to develop sports skills to school children with disabilities across both metropolitan and regional areas of the state. This year Netball NSW delivered Activate Inclusion and Multi Sport Days programs in Orange, Wagga Wagga, Tamworth, Hornsby, Sydney Olympic Park, Menai, Newcastle, and many other areas. Through these programs we have engaged more than 1,000 children with disabilities in meaningful and exciting netball programs.

#### Netball NSW Reconciliation Action Plan

Netball NSW has received conditional endorsement from Reconciliation Australia to produce our inaugural Reconciliation Action Plan (RAP). Netball NSW has been working alongside our RAP Working Group, which consists of various Aboriginal members of the Netball NSW community as well as Aboriginal leaders, educators, and government officials. Our elected Chairwoman of the RAP Working Group is Casey Ralph, CEO of KARI. Netball NSW are hoping to release the RAP in its entirety in the early stages of 2020.



## VOLUNTEER WORKFORCE

### **Netball NSW would like to take this opportunity to thank the thousands of volunteers across the state who gave their time to help grow the game across 2019.**

From the elite to grassroots, the netball's coaches, officials and wider workforce remain the lifeblood of the sport and we are delighted to provide a breakdown the huge successes we've had in these areas over the past 12 months.

#### Coaching

The future of coaching in New South Wales is in good hands with 1,069 people from all over the state completing their Foundation Course in 2019, and a further 222 participants going up a level to achieve their Development Coaching Accreditations.

There was continued strong growth higher up the ranks with 67 coaches gaining Intermediate Accreditations and a further six successful in acquiring Advanced Accreditations.

In what was another superb achievement for the organisation, seven coaches were successful in being awarded their Elite Coaching Accreditations, and Netball NSW hope to see more state-based coaches move into the High Performance space as a result of this.

Regionally, 209 coaches took part in coaching workshops in Hastings Valley, Casino, Inverell, Maitland, Wagga Wagga and Shoalhaven, while 30 Indigenous community coaches were accredited in face-to-face and development coaching courses across the state.

A number of other key events also took place including an Australian Diamonds Coaching Workshop where over 100 NSW coaches came to Netball Central on Saturday 19 October to watch the squad train and take part in a Q&A session with Lisa Alexander.

The Coach Leadership Workshop on Sunday 10 November advised the 23 Associations in attendance on how best to retain and support their coaches, while 942 NSW-based coaches added value to their accreditations via online learning.

#### Umpires and Bench Officials

It was another bumper year for NSW in officialdom with our umpires and bench officials at the forefront of both national and international competition.

On the home front, NSW saw 576 new National C Umpires start their journeys and 101 National B Badges accredited, while higher up five new National A Umpires were accredited, three with National A endorsements.

The HART Senior State Titles were officiated by 339 umpires with almost 400 (399, to be exact) looking after proceedings at the HART Junior State Titles and another 421 taking the reins in BING LEE Regional League competitions.

Education was front and centre of development again in 2019 with 292 umpires attending regional NetEd programs around the state and another 201 participating in National Badged Umpire Camps.

Six NSW umpires were appointed to officiate in Suncorp Super Netball – Bronwen Adams, Jemma Cook, Emma Donaldson, Helen George, Michelle Phippard and Tara Warner – with Adams, George and Phippard all on the Grand Final umpiring panel.

On top of this, three NSW umpires (Tayla Favell, Tamara Welsford and Shauna Winchester) were named in the Netball Australia Emerging Talent Program with another four umpires appointed to the National Netball Championships in Brisbane and six taking part in the Deakin University Australian Netball League.

The following international appointments were also made:

- Netball World Cup: George, Phippard, Cook (reserve), Warner (reserve)
- Pacific Games: Adams, Donaldson, Favell
- England v South Africa Test Series: Adams, Phippard
- Singapore v Fiji Test Series: Donaldson, Warner
- Nations Cup & South East Asia Games: Warner

In the bench officials space there were four National Bench Official Accreditations awarded in 2019, while 11 of the officials who oversaw Suncorp Super Netball were from NSW.

As well as this, the state had a very large representation in the Deakin University Australian Netball League, with 18 NSW officials appointed.

At international level Ruth Havrlant, Karen Wilson, Alan Melville and Patricia Mann officiated for the 2019 Constellation Cup with Havrlant, Wilson, Melville and Helen Andrews also on duty for the Suncorp Super Netball Preliminary Final between the NSW Swifts and Melbourne Vixens.

# Netball's coaches, officials and wider workforce remain the lifeblood of the sport.







### **The formation of two new Academies and a great showing at the National Netball Championships in Brisbane meant 2019 was a bumper year for Netball NSW in the Pathways space.**

With the NSW Swifts winning the 2019 Suncorp Super Netball title, and GIANTS Netball reaching the Finals series in 2017 and 2018, the organisation looked to underpin both clubs with additions to existing performance pathways, hence the formation of the QBE Swifts Academy and the GIANTS Netball Academy.

Supported by the club's Principal Partner, QBE Insurance, the Swifts Academy looks to strengthen the foundations of one of the sport's most celebrated clubs by providing further pathway opportunities to aspiring players from across the state.

The GIANTS Academy will do likewise, with both clubs providing daily training environments for home-grown NSW athletes who have the potential to play at Super Netball League level in the future.

The performance teams at both Academies will report to the respective coaching teams at the NSW Swifts and GIANTS, with Lenore Blades (Swifts) and Bec Bulley (GIANTS) appointed to Academy coaching roles.

As well as court work, selected athletes will avail to three strength and conditioning sessions per week, and programs involving performance analysis, skill and movement mentoring, sports psychology and recovery.

At the National Netball Championships in Brisbane both the NSW 17/U and 19/U Teams put in huge efforts to reach their respective Grand Finals.

And while the teams were disappointed to miss out on Gold Medals in the deciders, losing out to equally impressive South Australian teams, their performances showed NSW is still very much at the forefront of talent production for Australian netball.

Selection for NSW's 2019 State Teams went to the regions again to ensure athletes in all areas of the state were given equal opportunity to trial, while in March, 300 Netball NSW Pathway athletes and umpires – from 12 Regional Academy programs - converged on Netball Central to take part in the 2019 Regional Academy High Performance Camp.

NSW Swifts Head Coach Briony Akle and her GIANTS Netball counterpart Julie Fitzgerald were on hand to share their knowledge, while Swifts Captain Maddy Proud and GIANTS shooter Caitlin Bassett added some star quality to the occasion.

During the State Team trials there was also a number of regional and metro athletes who showed great potential. This led to the formation of the Emerging Talent and Regional Emerging Talent Squads, with the aim to provide selected athletes more opportunity to excel and remain engaged in the netball pathway.

Netball NSW once again oversaw the running of the 2019 Sydney Netball Academy program and in April took part in the Academy Games, which was hosted by the Hunter Academy of Sport. The organisation also travelled to Orange in September to participate in the Academy Challenge.

In November, Netball NSW hosted the second-ever NSW Indigenous Talent Camp which built on the good work of the inaugural camp which took place in 2018. Also held at Netball Central, the camp featured athletes between the age of 12-14 who had been selected after the Netball NSW Koori Gala Days and the NSW Office of Sport's Koori Netball Tournament in Charlestown.

Netball greats such as Marcia Ella-Duncan OAM and Sharon Finnan-White OAM worked with other influential leaders such as ex-Firebird and Team Bath Super League player Beryl Friday to help the participants on their own journeys to becoming leaders within the sport.

Netball NSW would like thank all of the athletes, coaches, performance teams, staff and volunteers who contributed to the Pathway programs in 2019 and we look forward to continued success in 2020.

**A number of regional and metro athletes who showed great potential... led to the formation of the Emerging Talent and Regional Talent Squads.**



## NATIONAL NETBALL CHAMPIONSHIPS

### The National Netball Championships are a chance for the brightest young talent in Australian netball to represent their State or Territory.

Apart from being a great spectacle, they are also a crucial pathway opportunity.

The National Championships have always been a gateway to the international netball stage. Every current player in the current Australian Diamonds squad has represented their State

or Territory at this event and in 2019 the Championships took place in Brisbane.

NSW proved to be among the best in attendance with both the 17/U and 19/U teams reaching the Grand Finals of their respective competitions and returning home with silver medals.

While both sides were disappointed to miss out on gold on the final day's play, it was a welcome return to the top table at Nationals. We look forward to what 2020 has in store for our State Teams.



#### 2019 NSW 17/U Team

Alexandria Emerson	Orange
Amy Sligar (VC)	Camden & District
Annalise Chadrawy	Illawarra District
Audrey Little	Manly Warringah
Brooke Paterson	Randwick
Chelsea Mann	Manly Warringah
Jessica Conlan	Barellan & District
Matisse Letherbarrow (C)	Baulkham Hills Shire
Millie Roach	Ku-ring-gai
Natalie Sligar (VC)	Camden & District
Selene Chadrawy	Illawarra District
Sophie Fawns	Wagga Wagga

**Head Coach:** Amber Cross (Wyong District)

**Assistant Coach:** Nardia MacDonald (Baulkham Hills Shire)

**Apprentice Coach:** Sally Cain (Hawkesbury City)

**Manager:** Jenny Gage-Traill (Northern Suburbs)

**Physios:** Alice Brown, Jessica Harrison.

#### NSW 17/U NATIONALS RESULTS

ROUND	RESULT
1	NSW 39 South Australia 31
2	NSW 51 ACT 27
3	NSW 41 Western Australia 23
4	NSW 31 Victoria 34
5	NSW 51 Tasmania 11
6	NSW 45 Northern Territory 15
7	NSW 31 Queensland 29
Semi Finals	NSW 38 Victoria 26
Grand Final	NSW 30 South Australia 35



#### 2019 NSW 19/U Team

Annie Miller	Manly Warringah
Clare Longi	Inner Western Suburbs
Jazmyn Rodwell	Gosford
Latika Tombs (C)	Manly Warringah
Lauren Woods	Blacktown City
Leilani Rohweder	Lismore & District
Luana Aukafolau	Eastwood Ryde
Maddy Eaton (VC)	Sutherland Shire
Matilda McDonnell (VC)	St George District
Nakita Jackson	Newcastle
Rhiannon Stokes	Newcastle
Sophie Dwyer	Eastwood Ryde

**Head Coach:** Nerida Stewart (Gosford)

**Assistant Coach:** Marjorie Parr (Illawarra District)

**Apprentice Coach:** Alison Tucker (Randwick)

**Manager:** Marianne McCormick (Orange)

**Physios:** Adrian Tocchet, Melanie Tri.

#### NSW 19/U NATIONALS RESULTS

ROUND	RESULT
1	NSW 40 Western Australia 27
2	NSW 37 Northern Territory 31
3	NSW 27 South Australia 25
4	NSW 34 Victoria 34
5	NSW 52 Tasmania 18
6	NSW 40 Queensland 44
7	NSW 37 ACT 24
Semi Finals	NSW 38 Victoria 22
Grand Final	NSW 20 South Australia 49



## MARIE LITTLE OAM SHIELD



### Netball NSW's Marie Little OAM Shield team returned to Sydney in October as bronze medalists after the national netball competition for women with an intellectual disability.

Despite not being able to secure a fifth title in a row, they were quick to find the positives after overcoming two losses from the first two matches against Victoria and South Australia, who ended up playing the Gold Medal match.

The NSW players showcased great sportsmanship, persevering against odds to win all remaining five matches and take the Bronze in the process.

NSW had some familiar faces returning in 2019, including Captain Melissa Gallagher and Vice-Captain Dallas Austin.

There were also some new faces who performed brilliantly including shooters Isabella Conroy and Jessica Daher as well as mid-courtiers Ellen Hester and Emma Mangan.

Head Coach Therri Ellison reflected on the makeup of the 2019 team: "I really enjoyed the challenge of bringing some experienced and some new players to form a united team.

"I learnt a lot about the dynamics of coaching, but so much more about the inter-personal connections that are involved in coaching athletes with diverse needs."

Throughout the program, Netball NSW had 18 players trial for the Marie Little OAM Shield team – with 10 team members and eight training partners. This year, the ACT participated in the competition for the first time. In order to ensure they had enough players, four Netball NSW training partners were allowed the rare opportunity to compete under the banner of the ACT.

Assistant Coach Gill Bennett was thrilled with the opportunity.

"The inclusion of some of the NSW training partners gave them the opportunity to play at a more competitive level," she said.

"The players and supporters were very enthusiastic and thoroughly enjoyed the opportunity to play in the Marie Little OAM Shield".

Overall, the 2019 tournament was a brilliant learning experience for the NSW team.

"Their positivity after disappointment early on in the competition was led by great team leadership from both our captain and vice-captain and they were embraced by the whole team," Bennett added.

### 2019 Marie Little OAM Shield Team

Dallas Austin	Blue Mountains
Isabella Conroy	Sutherland Shire
Jessica Daher	Sutherland Shire
Melissa Gallagher	Blacktown City
Ellen Hester	Eastwood Ryde
Emma Mangan	Blacktown City
Kristin Mercer	Sutherland Shire
Bernadette Mills	Orange
Nalyn Sirivivatnanon	Eastwood Ryde
Casey Stevens	Sutherland Shire

**Head Coach:** Therri Ellison (Inner West)

**Assistant Coach:** Gill Bennett (Eastwood Ryde)

**Manager:** Ellen Monaghan (Newcastle)

**Development Coach:** Melissa Abrahams (Liverpool City Netball Association)

**Umpire:** Jacqui Osbourne (Eastwood Ryde)

### 2019 FIXTURES & RESULTS

GAME	RESULT
1	NSW 11 v VIC – 11-13
2	NSW v SA – 19-23
3	NSW v NT – 28-5
4	NSW v ACT – 34-2
5	NSW v QLD – 33-1
6	NSW v WA – 33-11
Third place playoff	NSW v QLD – 15-4



**The Deakin University Australian Netball League is Netball Australia's feeder competition into Suncorp Super Netball, providing a pathway for the development and identification of national athletes, coaches, administrators and officials.**

The competition aligns closely with the Super Netball season, with the Netball NSW Waratahs once again operating as the NSW Swifts feeder team for the 2019 season.

Winning 12 of 14 games in the regular season and their Semi Final, the Waratahs were just pipped in the Grand Final by the Victorian Fury 54-53.

There was some consolation for Lenore Blades' team with Sophie Dwyer being awarded the Finals MVP Award.

In what was an intense Grand Final, the Waratahs hung tough and chipped away at the margin, tying things up with a goal from goal attack Dwyer inside the last two minutes of the final quarter.

However, despite throwing everything at the Victorians in the final moments, NSW were unable to come up with a turnover, meaning they returned home with silver instead of gold.

At the NSW Swifts' 2019 Gala Dinner the Players' Player Award was shared by Sophie Dwyer and defender Claire Longi while Nicole Styles took out the 2019 Coaches Award.

### Waratahs Team

Elle Bennetts	Northern Suburbs
Sophie Dwyer	Eastwood Ryde
Tayla Fraser	Baulkham Hills Shire
Sophie Halpin	Eastwood Ryde
Clare Longi	Blacktown City
Kristen Kessler	Wyong District
Matisse Letherbarrow	Baulkham Hills Shire
Amorangi Malesala	Penrith District
Abbey McCulloch	Sutherland Shire
Alison Miller	Eastwood Ryde
Claire O'Brien	Eastwood Ryde
Laura Rodger	Gosford

Kelly Singleton	Manly Warringah
Nicole Styles	Eastwood Ryde
Dakota Thomas	Newcastle

### Team Management

<b>Head Coach:</b> Lenore Blades
<b>Assistant Coach:</b> Sonia Mkoloma
<b>Apprentice Coach:</b> Jen Wright
<b>Team Manager:</b> Claire Dale
<b>Physiotherapist:</b> Kandice Goodwin
<b>Performance Analyst:</b> Katelyn Jones

### 2019 FIXTURE AND RESULTS

ROUND	FIXTURE (HOME V AWAY)	W-L-D
1	Waratahs 53 Southern Force 52	1-0-0
	Waratahs 58 Southern Force 61	1-1-0
2	Waratahs 55 Western Sting 49	2-1-0
	Waratahs 68 Western Sting 40	3-1-0
3	Waratahs 60 Territory Storm 46	4-1-0
	Waratahs 51 Territory Storm 47	5-1-0
4	Victorian Fury 56 Waratahs 63	6-1-0
	Victorian Fury 53 Waratahs 50	6-2-0
5	Waratahs 54 Tasmanian Magpies 53	7-2-0
	Waratahs 50 Tasmanian Magpies 46	8-2-0
6	Queensland Fusion 50 Waratahs 65	9-2-0
	Queensland Fusion 54 Waratahs 64	10-2-0
7	Waratahs 49 Canberra GIANTS 48	11-2-0
	Waratahs 66 Canberra GIANTS 27	12-2-0
Semi Final	Waratahs 51 Tasmanian Magpies 47	13-2-0
Grand Final	Victorian Fury 54 Waratahs 53	13-3-0



## NSW SWIFTS

### When the NSW Swifts first met ahead of the 2019 Suncorp Super Netball competition, Head Coach Briony Akle had a simple message: prove them all wrong.

There were glimpses of what was to come when they contested the pre-season #TeamGirls Cup in Brisbane in March. Three solid wins against the GIANTS, Adelaide Thunderbirds and Queensland Firebirds was a good return for a group expected by most to be lion-hearted, but ultimately out of the equation come Suncorp Super Netball Finals time.

Then Round 1 happened. The neighbours, the GIANTS, were expected to cut these Swifts down to size. They didn't. Neither did the new-look Thunderbirds or 2018 runners-up West Coast Fever.

A stumble on the home-stretch at Quaycentre against the defending champions Sunshine Coast Lightning in Round 4 would have been enough to derail a lesser group, but these young Swifts were more than smiles and skill.

Before long they'd put the Melbourne Vixens and Collingwood Magpies to the sword, and when a cruel blow robbed them of captain Maddy Proud in Brisbane, they steered themselves home to secure a first competitive away win over the Firebirds in almost a decade.

Perhaps 2019 was going to be a little different.

Proud wouldn't be the first to fall. Both attackers and defenders would be lost in the battle too. In fact the Swifts lost three of their rostered ten players to season-ending injuries – Proud, Kate Eddy and Lauren Moore – and others for lengthy periods.

Despite this, the injured remained an inspiration for a group that knew their place at the top of the table was more than luck.

Up stepped club stalwart Paige Hadley and a host of others. Sarah Klau, like Hadley, would do enough too on court for the Swifts to gain World Cup selection for the Australian Diamonds. Helen Housby and Nat Haythornthwaite showed just why they are Commonwealth gold medalists, and Sam Wallace – in typically flamboyant fashion – shot the lights out.

No longer would the Swifts, the most decorated club in Australian netball, be lost in the wilderness. Eleven years was far too long to wait for another Championship. The players, the coaches, the support staff, the club staff all began to row in unison.

The World Cup came and went, and the Swifts played a huge role. Despite the travails of travel, injury and huge mental pressure NSW returned to the playoffs for the first time since 2016, surviving trips out West and down South in the process.

Their top-two regular season finish earned them two bites to secure the cherry of a Grand Final, but still no pundits were backing them. When the Lightning won the Major Semi Final by 10 to secure a home decider, the Swifts were expected to be cannon-fodder for the Vixens in the Prelim Final in Sydney.

But then the belief came back. With everything against them, the Vixens juggernaut was emphatically halted. The Swifts were back in the big dance.

Again the pundits expected the Lightning to secure a threepeat. Most people had the Premiers winning by 10. It didn't bother Akle's troops, it was simply status quo.

But what didn't surprise Akle was the Grand Final performance. A 17-goal win, and a 27-goal turnaround against the Lightning since the last time they played.

"I told these players they were good enough," she said afterwards. "All they had to do was believe. Now I want them to push on and do this again, and again."

A sixth title in the trophy cabinet. These Swifts were pretty good after all. Together they did.



### 2019 Roster

Kate Eddy, Sophie Garbin, Paige Hadley (Vice-Captain), Sophie Halpin (Permanent Replacement Player), Natalie Haythornthwaite, Helen Housby, Sarah Klau, Lauren Moore, Maddy Proud (Captain), Katrina Rore (Permanent Replacement Player), Maddy Turner, Sam Wallace.

### Temporary Replacement Players:

Tayla Fraser, Elle Bennetts, Amorangi Malesala, Kayla Cullen

### Training Partners:

Tayla Fraser, Matisse Letherbarrow, Claire O'Brien, Kelly Singleton

**Head Coach:** Briony Akle

**Assistant Coach:** Anita Keelan

**Team Manager:** Dani Mace

**Physiotherapist:** Steve Naylor

**Strength & Conditioning:** Lukas Cannan & Johann Ruys

**Performance Analyst:** Bjorn Maddern

### 2019 FIXTURES & RESULTS

ROUND	FIXTURE (HOME V AWAY)	W-L-D
1	GIANTS Netball 56 NSW Swifts 63	1-0-0
2	NSW Swifts 61 Adelaide Thunderbirds 43	2-0-0
3	NSW Swifts 80 West Coast Fever 66	3-0-0
4	NSW Swifts 57 Sunshine Coast Lightning 59	3-1-0
5	Melbourne Vixens 50 NSW Swifts 60	4-1-0
6	NSW Swifts 68 Collingwood Magpies 52	5-1-0
7	Queensland Firebirds 46 NSW Swifts 68	6-1-0
8	NSW Swifts 59 GIANTS Netball 55	7-1-0
9	Adelaide Thunderbirds 51 NSW Swifts 51	7-1-1
10	West Coast Fever 49 NSW Swifts 53	8-1-1
11	Sunshine Coast Lightning 50 NSW Swifts 48	8-2-1
12	NSW Swifts 57 Melbourne Vixens 51	9-2-1
13	Collingwood Magpies 64 NSW Swifts 56	9-3-1
14	NSW Swifts 64 Queensland Firebirds 63	10-3-1
Major Semi Final	Sunshine Coast Lightning 58 NSW Swifts 48	10-4-1
Preliminary Final	NSW Swifts 60 Melbourne Vixens 47	11-4-1
Grand Final	Sunshine Coast Lightning 47 NSW Swifts 64	12-4-1

## CANBERRA GIANTS



### In 2019 the Canberra GIANTS played off in their third consecutive finals appearance since entering the Deakin University Australian Netball League (DUANL) in 2017.

The Canberra GIANTS, a pathway opportunity for both Netball NSW and Netball ACT athletes, was introduced when Suncorp Super Netball and GIANTS Netball were launched three years ago.

This year the Canberra GIANTS were led by a new coaching contingent. At the helm was long-time Canberran and Netball stalwart Melinda Clarke. Assisting Clarke was former GIANTS Netballer Bec Bulley.

Clarke and Bulley led an extended squad of 22 athletes, which included the four GIANTS Training Partners in Toni Anderson, Maddie Hay, Georgia Marshall and Latika Tombs.

It was a slow start to the season for the Canberra GIANTS, with their first win not coming until Round 3 when they recorded two victories over the Queensland Fusion.

At the end of the seven-week competition, the Canberra GIANTS finished comfortably in fourth place with seven wins and seven losses – earning themselves a spot in the Finals yet again.

The Finals Series play off involved three teams that GIANTS were yet to defeat in the current season. Also playing to be crowned Premiers in the 2019 Finals Series was Victorian Fury, Netball NSW Waratahs and the Tasmanian Magpies.

The Canberra GIANTS were up against Minor Premiers Victorian Fury in the Semi Final, with the winner going straight through to the gold medal match and the other to the play-off for bronze. It was anyone's game at half-time with the Canberra GIANTS trailing by just three goals. However, it was a dominant third quarter from the Fury that was the difference in the end with the GIANTS going down by nine goals at the final whistle.

It was the Canberra GIANTS and Tasmanian Magpies playing off in yet another DUANL Finals match. In 2018 it was the gold medal match, but in 2019 it was to claim third place. Just one goal separated both teams heading into the final quarter, but it was the Tasmanian Magpies who outscored the team in orange by eight goals to claim a nine-goal victory and the final medal on the podium.

During the regular 14 round season five athletes made their DUANL debut: Amber Brophy, Eliza Burton, Amy Sligar, Matilda McDonnell and Latika Tombs.

In September this year, Netball New South Wales and GIANTS Netball launched the GIANTS Netball Academy. With the introduction of the Academy and the newly implemented structure, the Canberra GIANTS will not be a DUANL franchise moving forward. Netball NSW and GIANTS Netball would like to thank Netball ACT for the past three seasons and wish them all the best moving forward.

### 2019 Canberra GIANTS

Toni Anderson*	Sutherland Shire (NSW)
Amber Brophy	Tuggeranong (ACT)
Eliza Burton	Arawang (ACT)
Georgia Clayden	Arawang (ACT)
Taylah Davies	Eastwood Ryde (NSW)
Maddy Eaton	Sutherland Shire (NSW)
Angela Frketic	Baulkham Hills (NSW)
Maddie Hay*	Sutherland Shire (NSW)
Georgia Marshall*	Manly-Warringah (NSW)
Keely Rodrigo	Tuggeranong (ACT)
Kara Styles	St George District (NSW)
Latika Tombs*	Manly-Warringah (NSW)

\*Denotes GIANTS Netball Training Partner

**Head Coach:** Melinda Clarke

**Assistant Coach:** Bec Bulley

**Team Manager:** Jill White

**Physiotherapist:** Adrian Tocchet

**Performance Analyst:** Krystle Tate

### 2019 FIXTURE AND RESULTS

ROUND	FIXTURE (HOME V AWAY)	W-L-D
1	Victorian Fury 64 Canberra GIANTS 45	0-1-0
1	Victorian Fury 61 Canberra GIANTS 48	0-2-0
2	Canberra GIANTS 52 Tasmanian Magpies 60	0-3-0
2	Canberra GIANTS 57 Tasmanian Magpies 75	0-4-0
3	Queensland Fusion 52 Canberra GIANTS 64	1-4-0
3	Queensland Fusion 51 Canberra GIANTS 55	2-4-0
4	Territory Storm 38 Canberra GIANTS 61	3-4-0
4	Territory Storm 62 Canberra GIANTS 57	3-5-0
5	Canberra GIANTS 50 Southern Force 46	4-5-0
5	Canberra GIANTS 44 Southern Force 42	5-5-0
6	Western Sting 44 Canberra GIANTS 51	6-5-0
6	Western Sting 50 Canberra GIANTS 56	7-5-0
7	Netball NSW Waratahs 49 Canberra GIANTS 48	7-7-0
7	Netball NSW Waratahs 66 Canberra GIANTS 27	7-7-0
Semi Finals	Victorian Fury 59 Canberra GIANTS 50	7-8-0
Preliminary Finals	Tasmanian Magpies 59 Canberra GIANTS 50	7-9-0



## GIANTS NETBALL

### Season 2019 lasted 14 rounds and five months for the GIANTS, missing out on a third consecutive finals series by the narrowest of margins.

Holding fourth place on the ladder for the majority of the season, the GIANTS were bumped to fifth in the last quarter of the final round, finishing the Suncorp Super Netball Season with seven wins, six losses and one draw.

The competition began in late April with the GIANTS taking on cross-town rivals the Swifts in the opening round. Despite not taking the win, the GIANTS saw Australian Diamonds Goal Shooter Caitlin Bassett in orange for the first time and got a glimpse of what was to come from the recently elevated Amy Parmenter.

It took the GIANTS a few rounds to find their best form, recording their first win of the season three rounds in against the Collingwood Magpies.

At the conclusion of Round 9, the competition had a five-week break for the Netball World Cup which featured three of the GIANTS players - Caitlin Bassett, Jamie-Lee Price and Jo Harten - each representing their home nations.

The break seemed to work wonders for the GIANTS with the side winning four of their last five games. However, it wasn't enough with their slow start to the season catching up with them in the end.

The GIANTS celebrated many milestones and achievements in season 2019 including Kim Green celebrating a whopping 200 elite games, Kristiana Manu'a began her chase notching up 50 games and five players debuted in orange for the first time.

The moment all GIANTS fans had been dreading became a reality in the lead up to Round 14 when Captain Kim Green announced her retirement from elite netball. Recognising not only an amazing career but an amazing person, Green was given the send-off she deserved in front of over 10,000 people at what turned out to be the GIANTS final match of the season.

#### 2019 Notable Moments:

- Caitlin Bassett, Amy Parmenter, Maddie Hay, Matilda McDonnell and Teigan O'Shannassy all debuted for the GIANTS throughout the season.
- Caitlin Bassett, Jamie-Lee Price and Jo Harten participated in the Netball World Cup in Liverpool.
- Kiera Austin, Amy Parmenter, Kristiana Manu'a and Sam Poolman were all included in Netball Australia's Development Squad, which was coached by GIANTS Head Coach Julie Fitzgerald.
- Caitlin Bassett and Jamie-Lee Price were part of the winning Australian Diamonds team that won the 2019 Constellation Cup.
- Kristiana Manu'a was recognised as the NSW Suncorp Super Netball Player of the year, receiving the Marilyn Melhuish OAM Medal at the Netball NSW State Dinner.
- Amy Parmenter was named the Rebel Young Player of the year at the Netball Australia Awards Night.

#### 2019 Milestones:

- 200 Games – Kim Green (Round 2)
- 50 Games – Kristiana Manu'a (Round 10)



#### 2019 GIANTS Netball Team

Kiera Austin, Caitlin Bassett, Kim Green, Jo Harten MBE, Kristiana Manu'a, Matilda McDonnell, Teigan O'Shannassy, Amy Parmenter, Sam Poolman, Jamie-Lee Price

**2019 GIANTS Netball Training Partners:** Toni Anderson, Maddie Hay, Georgia Marshall, Latika Tombs

#### 2019 GIANTS Netball Team Officials:

**Head Coach:** Julie Fitzgerald

**Assistant Coach:** Jenny O'Keeffe

**Operations Manager:** Denny Peacock

**Strength & Conditioning:** Simone Freeman

**Performance Analyst:** Zoe Vivic

**Physiotherapist:** Gemma Vale

**Dietician:** Jessica Spendlove

**Team Doctor:** Sophie Armstrong

#### 2019 FIXTURE & RESULTS

ROUND	FIXTURE (HOME V AWAY)	W-L-D
1	GIANTS Netball 56 NSW Swifts 63	0-1-0
2	Melbourne Vixens 61 GIANTS Netball 45	0-2-0
3	GIANTS Netball 58 Collingwood Magpies 50	1-2-0
4	Queensland Firebirds 61 GIANTS Netball 69	2-2-0
5	Sunshine Coast Lightning 72 GIANTS Netball 61	2-3-0
6	GIANTS Netball 65 Adelaide Thunderbirds 54	3-3-0
7	West Coast Fever 62 GIANTS Netball 62	3-3-1
8	NSW Swifts 59 GIANTS Netball 55	3-4-1
9	GIANTS Netball 57 Melbourne Vixens 66	3-5-1
10	Collingwood Magpies 56 GIANTS Netball 63	4-5-1
11	GIANTS Netball 63 Queensland Firebirds 57	5-5-1
12	GIANTS Netball 56 Sunshine Coast Lightning 60	5-6-1
13	Adelaide Thunderbirds 40 GIANTS Netball 54	6-6-1
14	GIANTS Netball 70 West Coast Fever 60	7-6-1

## COMMERCIAL AND CORPORATE PARTNERSHIPS

### **Commercial Partnerships went from strength to strength in 2019 with Netball NSW securing over \$4 million in sponsorship revenue across the organisation.**

Netball NSW was delighted to welcome Cadbury, Lorna Jane and Victor Sports to the family across the grassroots and both Suncorp Super Netball clubs, the NSW Swifts and GIANTS Netball.

The state's top pathway competition, the Netball NSW Premier League, welcomed footwear suppliers Mizuno on board, with over 200 pairs of netball shoes supplied to the athletes taking part, while HART Sport became the naming rights partners of the Junior and Senior State Titles as well as the sports equipment suppliers to the Swifts and GIANTS.

BING LEE continued their support of netball at all levels – Swifts, GIANTS, Regional League and Masters State Titles – while the DOOLEYS Catholic Club in Lidcombe once again gave wonderful support to the 2019 Metro League.

Woolworths continued their support of the grassroots in NSW with Club and Association grants, post pads giveaway initiatives, club visits and clinics around the state, while it was also announced that 2020 will see a new partner welcomed to the organisation with Origin Energy signing on as Major Partners across GIANTS Netball and Netball NSW.

Origin will support the NSW grassroots as a Community Partner as well as competitions as the naming rights partner of Premier League.

In 2019, Netball NSW also welcomed Rawson Group as a partner in the grassroots space, in support of nine Associations across metro and regional areas.

Long-standing NSW Swifts Principal Partner and Netball NSW Major Partner, QBE Insurance, extended their involvement as the naming rights partner of the newly-established Swifts Academy, which will underpin the team's professional roster with young, up-and-coming NSW talent.

Another long-standing partner, Court Craft, renewed their partnership with NSW Swifts and Netball NSW for a further three years while Swifts Major Partners Red Energy renewed and extended their partnership to include the team's game-day Cheer Crew.


It was also a fantastic year for the Swifts' Official Charity Partner, The Kids' Cancer Project, with over \$57,000 raised for cancer research thanks to the 55 Clubs and Associations who held Crazy Hair & Sock Days, while Nissan extended their partnership with all areas of the business and gave away a Nissan QASHQAI to a lucky NSW netball fan.

HCF Insurance renewed their Principal Partnership with the GIANTS and increased their investment in the sport to become Major Partners of Netball NSW and also Team Partners of the NSW Swifts.

There was also further good news for the GIANTS with FDC Construction & Fitout renewing their Platinum Partnership with the club for another two years.

Netball NSW would like to take this opportunity to thank all partners for their valued support and we look forward to working with them in 2020 and beyond.

# \$4 million in sponsorship revenue across the organisation.







**With almost six million viewers tuning into Suncorp Super Netball on Channel Nine nationally, 2019 was another bumper year of media exposure for the game in New South Wales.**

Suncorp Super Netball increased in average-viewer numbers across the key 25-54 demographic, up 13.4 percent in the Five-City Metro market. Saturday and Sunday matches were both up year-on-year for total attendees, with an increase of 4.4 percent on Saturdays and 0.5 percent on Sundays.

With strong netball teams in Sydney (NSW Swifts and GIANTS Netball) and Melbourne, these markets saw significant viewer increases, with Sydney up by 11.1 percent and Melbourne up by 8.5 percent. Adelaide also recorded an increase, up by 9.8 percent.

Former Australian Diamond and Nine Head of Netball, Keeley Devery OAM, said: "The Super Netball season was a fantastic triumph, as the best players met each week to provide viewers with world-class netball.

"The Grand Final brought about a great State of Origin clash, with the fairytale season for the Swifts finished off perfectly by defeating the reigning Champions, the Lightning."

On top of advancements in free-to-air TV viewership, there was also fantastic growth when it came to live streaming. This happened via Telstra TV and the Telstra Netball Live App where there was a 59 percent increase in the average number of unique devices used to stream Suncorp Super Netball fixtures.

Despite missing out on Finals in 2019, GIANTS Netball saw excellent growth in their social media platforms with their Facebook (30%), Instagram (58%) and Twitter (46%) platforms all achieving high double-digit growth to take their social media footprint to just under 64,000.

On the back of winning the 2019 Championship the NSW Swifts also had double-digit growth in each of their social media platforms to increase their footprint to almost 110,000.

The Swifts' Facebook page grew by 33 percent, while Instagram went better again with a 47 percent increase in followers with Twitter followers increasing by 12 percent.

It was a similar story of growth for Netball NSW with the organisation achieving a 13 percent growth in Facebook followers (20,500) and a 25 percent increase in Instagram followers, almost to 15,000.

Both Super Netball teams featured weekly in the national newspapers with the Sydney Morning Herald running a dedicated netball page every Friday and Monday match reports, while its sister-paper, the Sun Herald, complemented this with a netball feature each Sunday throughout the season as well as reports from Saturday games.

The Daily Telegraph carried weekly netball stories and match reports, while the Australian Associated Press (AAP) sent a reporter to every Super Netball game and distributed syndicated copy to national news outlets all over Australia and New Zealand. The presence of Getty Images and AAP photographers at each game also meant the same outlets had real-time access to high resolution images for publication.

The Swifts had a record year when it came to Memberships with the club breaking the 3,000 mark for the first time in its 22-year history, while the GIANTS also consolidated their position as one of the best supported teams in Suncorp Super Netball with over 2,900 Members signing up for the 2019 season.

Both Super Netball clubs also attracted over 40,000 netball fans through the gates of Qudos Bank Arena for four blockbuster Super Netball extravaganzas, including over 11,000 for the Round 8 Indigenous Round, which doubled as the second NSW Derby of the year – a record Derby crowd.

On top of this Netball NSW oversaw the successful hosting of the re-branded HART Junior and Senior State Titles and also took the BING LEE Masters State Titles and Social Masters regional to Tamworth, which proved to be a wonderful success.

**Netball Central has seen a 4 percent increase in venue entries compared to 2018 with 286,972 people through the front doors in 2019, which doesn't account for the events that enter via Olympic Boulevard, which would no doubt take the reading over the 300,000 mark.**

Netball will always be the primary focus for the venue and netball encompasses the majority of court bookings, from competition play such as Netball NSW Premier League, DOOLEYS Metro League, and Court Craft Summer Series, to training for NSW State Teams, NSW Swifts and GIANTS Netball amongst many other netball users. The centre also sees regular bookings for martial arts, volleyball, basketball, dancing and a host of partner and industry events such as School Spectacular rehearsals and expo's which helps fund the running costs of the venue and maximizes utilisation of the centre outside of peak netball periods.

The venue hosted 2 major National Events in 2019 – the Cheerbrandz National Championships in November as well as the Australian Dance Festival in September which brought over 18,000 people through the doors across the 3-day event.

#### **Major Event Highlights in 2019:**

- 2019 Powerchair Football Awards Dinner (January)
- 2019 Grappling Industries Championships (February)
- 2019 NAS Martial Arts Nationals (March)
- Brazilian Ju Jitsu State Championships (April)
- Sydney Dolls House and Miniatures Fair (May)
- 2019 PDHPE Conference (May)
- Australian Diamonds pre-World Cup Camp (June)
- Cheerbrandz State Championships (June)
- 2019 Goalball NSW State Championships (July)
- Battle Grounds Supremacy Championships (July)
- 2019 Netball All Schools Cup (September)
- Skipping Australia Nationals (Sept)
- Taekwondo NSW State Championships (Nov)
- Dancefever Schools Challenge (December)
- Dancesport Confidence – Schools Ballroom Dancing Competition (December)
- Dodge Ball Nationals (December)

A priority for Venue Operations staff is regular maintenance and upkeep of the facilities. Ben Jessimer, General Manager of Venue Operations has said "when you allow close to 300,000 people through your doors annually you expect there to be wear and tear across your facility. We have engaged some really great contractors who ensure that the building is safe, compliant and well presented at all times" Jessimer said.

Regular maintenance of Netball Central includes annual floor sanding and lacquering, monthly fire services testing, monthly HVAC testing, pest control and painting to name just a few.

Netball NSW recently undertook a five year review of its Asset Management Plan for Netball Central with consultant Asset Technologies Pacific (ATP) and the results were very pleasing. The CEO of ATP, John Moore, stated in his review that the facility is in good condition: "The facility has been well maintained over the past five years and as such the systems, services and structures are generally in good condition. As building elements have failed, Netball NSW has replaced the respective components with new components of equal or superior performance and durability," said Mr Moore.

# Already we have over 8,000 individual bookings for 2020.

There were also upgrades in 2019 with special projects including an installation of a curtain to the Show Court and involvement with the roof installation and venue upgrade at Ken Rosewall Arena.

The Solar Power System installed in 2018 has generated an output of 77.2 Megawatts of energy. This represents a carbon offset equivalent to 30.6 acres of Pine Forest (typically one acre of pine forest will offset the equivalent of 4.69 metric tons of CO<sub>2</sub>) which is the same amount of energy required to run a television non-stop for 61 years!

Netball Central also joined the Citizen Blue Recycling Program in 2019 with all cans and bottles being placed in special bins around the venue to be collected for recycling via the Return & Earn Scheme which has raised \$1,500 for The Kids Cancer Project in 2019.

Looking onto 2020, with all of our regular hirers returning as well as new events on the horizon such as Rhythmic Gymnastics and World Martial Arts Championships, the venue will be flourishing with a great variety of bookings.

"Already we have over 8,000 individual bookings for 2020, providing a significant revenue stream for the business and this paves the way for the building to be financially self-sufficient for a fifth year running," Jessimer proudly stated.

Netball usage of the facility will be up in 2020 with the introduction of the QBE Swifts Academy & GIANTS Netball Academy teams regularly training here. One of our key hirers, Volleyball NSW, has also placed more bookings on the system in 2020 including a new Friday night Junior competition. Their competitions have increased patronage since relocating to Netball Central and they have commented that the facility has played a major part in this.







## NSW COMPETITIONS

**This year was an exciting one for netball competitions in NSW following the recent Netball NSW Competitions Framework Review, with the successful rebranding and hosting of the HART Junior and Senior State Titles, as well as taking both the Bing Lee Masters State Titles and Social Masters regional to Tamworth.**

The Netball NSW Premier League returned for its fourth season and saw the ERNA Hawks and GWS Fury earning their first championship wins in 2019. This year also saw the U20s age group replaced by the U23s which meant elite contests week in, week out.

The DOOLEYS Metro League once again gave the opportunity to showcase local netball talent as teams across six divisions played over three nights from April to September at Netball Central. The competition saw many stellar performances throughout the season, however the score lines in the Grand Finals across all divisions demonstrated the high level of netball on offer in the league.

In 2019, Baulkham Hills and Penrith District Netball Associations hosted 232 teams from 85 Associations across the 12/U, 13/U and 14/U age groups for the rebranded HART Junior State Titles. The HART Senior State Titles saw almost 2,000 participants hit the court across Opens, 17/U and 15/U at Campbelltown and Camden & District Netball Associations. These two weekends were a real demonstration of the strength of grassroots netball with young players from all over the state coming together to play the game they love.

Masters competitions were taken regional in 2019 with Tamworth Netball Association being host to the newly rebranded BING LEE Masters State Titles as well as the Social Masters competition. Following the success of the events it was announced that the competitions will be held regionally in 2020, heading to Wagga Wagga.

The BING LEE Regional League again gave the opportunity to the state's most talented netballers, coaches, umpires and administrators to showcase their skills. The best regional teams from across the state then got together for the Regional State Cup, held at Netball Central, to determine the standout regional Association in the Opens age category.

The Court Craft Summer Series returned in 2019 with the Fast5 and Night Inter-District competitions. This gave the opportunity for players to take the court at Netball Central for almost the full year-round, right up until mid-December.

Netball NSW would like to thank all players, coaches, team managers, officials, partners, fans and staff for making our 2019 competitions memorable and we look forward to seeing what 2020 holds in the competitions space.

# A real demonstration of the strength of grassroots netball.









## PREMIER LEAGUE

### The fourth year of the Netball NSW Premier League was another resounding success with the ERNA Hawks and GWS Fury earning their first championship wins in 2019.

First taking place in 2016 and played across two divisions (Opens & Under 23s), the Premier League offers an elite platform within NSW for players, coaches, officials and administrators, and provides bridging opportunities to the Deakin University Australian Netball League, the feeder competition to Suncorp Super Netball.

The eight founding franchises again took the court in 2019 – Central Coast Heart, ERNA Hawks, GWS Fury, Manly Warringah Sapphires, North Shore United, Panthers, UTS Sparks and Sutherland Stingrays – while it was announced that two new franchises, one from the South Coast and one from the ACT, would join the competition in 2020.

The competition was once again live-streamed across Netball NSW's social channels by BarTV Sports, with commentary provided by ABC Grandstand's Brittany Carter and former NSW Swifts defender Sonia Mkoloma.



#### Opens Division

ERNA Hawks took the 2019 Opens title after beating Minor Premiers Central Coast Heart with a dominant Grand Final performance at Netball Central in Sydney Olympic Park.

The Hawks came into the game with a huge amount of confidence after a whopping 77-42 win over GWS Fury in the Preliminary Final, and were too much for the 2018 Champion Heart to put a lid on.

Two early intercepts by Sophie Halpin opened up an early lead for the Hawks and with five minutes to go in the first quarter they were ahead by six. From there they kept steamrolling and controlled the rest of the quarter, finishing it 17-10 in front.

Heart were nervous and slow to release the ball, giving their opposition plenty of opportunity to pounce and win the ball back. The Central Coast side failed to make a connection in their attack end and they suffered for it with Hawks pulling ahead by 13 goals (36-23) by half time.

Every player on the Hawks side stepped up their defensive efforts, creating turnovers all over the court and limiting Heart to score just seven goals in the third quarter.

The nail in the coffin for Heart was when the Hawks brought on five of their bench players midway through the final term, and the Central Coast team weren't able to start a comeback.



They did, however, match the intensity of the Hawks and stem the momentum of their opponents in parts but it was too little, too late. At the final whistle the Hawks had taken the win and secured their title with a 24-goal victory, 68-44.

**Final placings:** 1. ERNA Hawks, 2. Central Coast Heart, 3. GWS Fury, 4. Sutherland Stingrays, 5. North Shore United, 6. Manly Warringah Sapphires, 7. UTS Sparks, 8. Panthers.

#### Under 23s Division

GWS Fury are the 2019 Netball NSW Premier League U23 champions after beating the Manly Warringah Sapphires 60-52 in a thrilling Grand Final at Netball Central.

A dominant last quarter was the key to the win as GWS put the U20 Grand Final loss of 2018 behind them to take out the title.

Despite the score-line, it was a game that the Sapphires contributed immensely to, with only two goals between the sides at the end of three-quarter time. But in the end it was the Fury who showed the greatest resolve when the endgame was nigh.

Coming off a strong Preliminary Final win the Sapphires were the fastest out of the blocks, racing out to a 10-5 lead with strong defence upsetting the Minor Premiers.

But the second half of the opening period would belong to the Fury as their defence thwarted the Sapphires' attack before some bullet passes into the shooting circle allowed Lauren Woods and Eliza Perkins to give their team a 14-12 lead at the first break.

The second quarter wasn't as fluid as the first but it didn't mean there wasn't impressive play on show. It was a period that ebbed and flowed from start to finish, and while GWS at times looked like pulling away, they couldn't shake their opponents.

Good work in the midcourt by the likes of Chelsea Mann allowed the Sapphires to stay on even terms over the course of the 15 minutes and heading to the big break there was still just two goals between the sides.

An early turnover and accuracy soon had the Sapphires in the lead but they weren't able to sustain the pressure as the third quarter went on. Heading into the last five minutes of the period the Fury had restored a three-goal lead but were wasteful with possession, allowing the Manly side to stay within striking range at the final break.





Great midcourt pressure allowed GWS to claim a quick turnover at the start of the fourth quarter, and with it a five-goal advantage, however sloppy play in attack off the next centre pass saw the Sapphires strike straight back to reduce the margin to two.

But the blip only seemed to spark renewed intensity into GWS in all areas of the court. Before long they were dominating in attack and defence, and with a massive support behind them in the stands, they raced out to a 55-44 lead with five minutes left on the clock.

The Sapphires gave everything in the final minutes but by that stage the title was beyond them and the night belonged to the team from the west.

**Final placings:** 1. GWS Fury, 2. Manly Warringah Sapphires, 3. UTS Sparks, 4. ERNA Hawks, 5. Central Coast Heart, 6. North Shore United, 7. Panthers, 8. Sutherland Stingrays.



## DOOLEYS METRO LEAGUE

**DOOLEYS Metro League was back for 2019 with almost 60 teams across six divisions competing at Netball Central on Monday, Tuesday and Thursday nights from April to September.**

Once again, the competition saw wonderful displays from some of the state's most talented up-and-coming players, coaches, umpires and bench officials.

Netball NSW would like to thank DOOLEYS for their continued support of the Metro League, and their wider support of netball in New South Wales.



### Division 1

Northern Suburbs claimed the 2019 Division 1 Metro League title, beating Manly Warringah by four in a close Grand Final.

The two teams were top contenders all year, with Norths only losing one game and being crowned Minor Premiers, and Manly the only team to have defeated them throughout the regular season.

Hills District took out fourth place with Eastwood Ryde third. Eastwood were victorious in their Semi Final but were then defeated in the Prelim by Manly by just two goals.

**Final placings:** 1. Northern Suburbs, 2. Manly Warringah, 3. Eastwood Ryde, 4. Hills District, 5. Baulkham Hills Shire, 6. Inner Western Suburbs, 7. St George District, 8. Illawarra District, 9. Hunter Netball, 10. Randwick

### Division 2

Ku-ring-gai and Blacktown City were the standout sides in 2019 and it was fitting that they met in an intense Grand Final.

During the regular season the teams met twice and claimed a victory each, so it was anyone's game when it came to the decider.

In the first Semi Final Ku-ring-gai took out the game by two, leaving Blacktown to battle it out with Randwick in the Preliminary final after their victory against Penrith.

While Blacktown took out the prelim convincingly, they could not get over the line when they met their biggest rivals in the Grand Final, going down to Ku-ring-gai by three.

**Final placings:** 1. Ku-ring-gai, 2. Blacktown City, 3. Randwick, 4. Penrith District, 5. Campbelltown District, 6. Central Coast, 7. Northern Suburbs, 8. Manly Warringah, 9. Inner Western Suburbs, 10. Blue Mountains



### Division 3

Sutherland Shire were crowned Premiers of Metro League Division 3 for 2019. This was an appropriate reward for the team who only lost one game all season.

The Grand Final saw Sutherland meet Parramatta Auburn who finished fourth overall, defeating both Hills District, who finished second, and Hawkesbury City, third, during their finals campaign.

Despite Sutherland defeating Parramatta Auburn quite convincingly throughout the year, the Grand Final came down to three goals.

**Final placings:** 1. Sutherland Shire, 2. Parramatta Auburn, 3. Hills District, 4. Hawkesbury City, 5. Camden & District, 6. St George District, 7. Baulkham Hills Shire, 8. Liverpool City, 9. Eastwood Ryde, 10. Illawarra District

### Division 4

St George District took out the premiership in Division 4, just beating out their closest competitors, Inner Western Suburbs, by three goals in the decider.

The teams finished the regular season on the same points, with 14 wins and four losses each, but Inner West claimed the Minor Premiership with their for and against.

In the regular season St George District had been victorious on both occasions when the teams met, but lost to Inner Western Suburbs in the first match of the Semi Finals meaning they had to face Baulkham Hills in the Preliminary Final.

After playing twice in the regular season, Baulkham Hills and St George District had both claimed a victory apiece, but it was St George who took out the Prelim by five goals.

Fittingly, the Grand Final between Division 4's two top competitors was a tight match, but St George District edged the contest with Inner Western Suburbs by three.

**Final placings:** 1. St George District, 2. Inner Western Suburbs, 3. Baulkham Hills Shire, 4. Ku-ring-gai, 5. Liverpool City, 6. Northern Suburbs, 7. Hunter Netball, 8. Blacktown City, 9. Sutherland Shire, 10. Parramatta Auburn

### Division 5

Division 5 was the closest of all the Metro League competitions in 2019, with second, third and fourth all finishing the regular season on the same points and the leaders, Hills District, claiming the Minor Premiership.

However, in the end, it was Bankstown City who came away with the title.

With two losses to Hills District during the season, Bankstown City were on a mission of redemption and took out the first Semi Final 46-42, which put them straight into the Grand Final.

After defeating Campbelltown 40-35 in the Prelim, the Hills District and Bankstown City match up was on once again but Bankstown City would be too strong, securing the win by eight goals.

**Final placings:** 1. Bankstown City, 2. Hills District, 3. Campbelltown District, 4. Camden & District, 5. Blacktown City, 6. Eastwood Ryde, 7. Baulkham Hills Shire, 8. Inner Western Suburbs, 9. Illawarra District, 10. Ku-ring-gai



#### Division 6

Penrith District were the winners here, a well-deserved title for a team that only had one single loss throughout the entire season.

Central Coast, the runners up, were the only team to defeat Penrith, and only trailed the winners by four points at the end of the regular competition.

Northern Suburbs finished third, while Manly Warringah came in fourth. Despite Northern Suburbs getting the win over Manly Warringah in the Semi Finals, they were unable to defeat Central Coast in the Prelim.

In fitting fashion, Penrith District defeated Central Coast 46-34 in the Grand Final.

**Final placings:** 1. Penrith District, 2. Central Coast, 3. Northern Suburbs, 4. Manly Warringah, 5. Hills District, 6. Randwick, 7. Campbelltown District, 8. St George District, 9. Blue Mountains

## BING LEE REGIONAL LEAGUE

The **BING LEE Regional League** is the premier netball competition across the seven regional areas of NSW. It is where some of the state's most talented netballers, coaches, umpires and administrators showcase their skills.

### Hunter

Having won every match of their season, Newcastle Opens had a perfect ending to it by being crowned the champions of Division 1 of Hunter Regional League after their victory against Charlestown Opens.

DIV	PLACING	TEAM
1	Winner	Newcastle Opens
	Runners-Up	Charlestown Opens
2	Winner	Singleton Opens
	Runners-Up	Muswellbrook 17s
3	Winner	Newcastle 15s
	Runners-Up	Lakeside 17s
4	Winner	Charlestown 14s
	Runners-Up	Newcastle 14s
5	Winner	Woy Woy 15s
	Runners-Up	Lakeside 15s
6	Winner	Lakeside 14s
	Runners-Up	Kurri Kurri 15s

### South Coast

Queanbeyan Opens took the title in the South Coast Division 1 competition. Illawarra District 17s, who were runners up, came from third place, defeating Ulladulla & Districts Opens to qualify for the Grand Final.

DIV	PLACING	TEAM
1	Winner	Queanbeyan Opens
	Runners-Up	Illawarra District 17s
2	Winner	Illawarra District 15s
	Runners-Up	Southern Highlands 17s
3	Winner	Eurobodalla 17s
	Runners-Up	Goulburn & District 17s

### Northern Inland

Quirindi were the winners in the Northern Inland Division 1 competition, defeating Glen Innes 57-27 in the Grand Final.

DIV	PLACING	TEAM
1	Winner	Quirindi
	Runners-Up	Glen Innes
2	Winner	Narrabri
	Runners-Up	Moree
3	Winner	Inverell
	Runners-Up	Quirindi



### West Central West

Orange Netball Thunder took out the West Central West Division 1 competition with a convincing Grand Final win over Orange Netball Association.

DIV	PLACING	TEAM
1	Winner	Orange Netball Thunder
	Runners-Up	Orange Netball Association
2	Winner	Forbes
	Runners-Up	Gilgandra Netball Div 2
3	Winner	Orange 15s
	Runners-Up	Mudgee District Netball 17s

### Far North Coast

Ballina claimed the top prize in the Far North Coast Division 1 Competition, just beating Lismore by four goals in the Grand Final. The sides met once in the regular season, then again in the Semi Final, and both games were equally as close. Ballina also went through the entire season without a loss.

DIV	PLACING	TEAM
1	Winner	Ballina
	Runners-Up	Lismore
2	Winner	Brunswick Byron
	Runners-Up	Ballina

### North Coast

The Premiers of North Coast Division 1 for 2019 were Hastings Valley. Other than a draw, the team were undefeated all year, beating Macleay in the Grand Final.

DIV	PLACING	TEAM
1	Winner	Hastings Valley
	Runners-Up	Macleay
2	Winner	Hastings Valley 17s
	Runners-Up	Nambucca Valley 17s
3	Winner	Coffs Harbour 14s
	Runners-Up	Woolgoolga 15s
4	Winner	Great Lakes O35s
	Runners-Up	Port Stephens O35s

### Riverina

The undefeated Wagga Wagga 17s took out the Riverina Division 1 Competition, just edging their closest competitors, Young & District Opens, by four goals in the decider.

DIV	PLACING	TEAM
1	Winner	Wagga Wagga 17'S
	Runners-Up	Young & Districts Opens
2	Winner	Wagga Wagga 15'S
	Runners-Up	Tumut 17'S



## REGIONAL STATE CUP

### Newcastle were the pride of regional NSW in 2019 after winning the Regional State Cup at Netball Central in Sydney Olympic Park in October.

The competition brings the best regional teams from across the state together to determine the standout regional Association in the Opens age category.

Newcastle were ranked the top Association at the conclusion of a weekend's play, bringing well-earned honours back to the Hunter.

One hundred players from 10 Associations, from as far as Lismore and Wagga Wagga, took part over two days – Saturday and Sunday, 12-13 October – with the top four making the Finals Series.

Newcastle put in a 100 percent effort, winning 11 from 11 – including a 26-16 Grand Final win over Orange – to be crowned regional NSW's best ahead of the challengers from the West Central West.

Northern NSW was also well represented at the business end with Hastings Valley from the North Coast claiming third place, and Far North Coast's Ballina rounding out the top four.



Netball NSW Competitions Manager Claire Dale thanked the players, coaches, team managers and supporters for a brilliant weekend.

"We had about 50 games of netball over the course of the weekend with almost 2,150 goals scored," she said.

"That is a testament to the standard of netball we have in our regional areas and it was wonderful to host them at the home of Netball NSW.

"Newcastle have been very successful in the previous version of the State Cup, and they really showed their champion qualities again this year.

"These teams have had long seasons in the BING LEE Regional League, and now the Regional State Cup, so I'd like to thank them for the roles they've played in helping this competition take shape."

#### 2019 REGIONAL STATE CUP FINAL PLACINGS

1	Newcastle
2	Orange
3	Hastings Valley
4	Ballina
5	Queanbeyan
6	Wagga Wagga
7	Lismore & District
8	Quirindi
9	Great Lakes
10	Goulburn & District

## HART JUNIOR STATE TITLES

**The 2019 HART Junior State Titles took place at the Baulkham Hills Shire and Penrith District Netball Associations from Saturday to Monday, 6-8 July.**

More than 2,000 players, representing 232 teams from 85 Associations from all over New South Wales, took part in the event, formerly known as the Netball NSW State Age Championships.

Each age group – 12/U, 13/U and 14/U – had a Championship Division, as well as Divisions 2, 3 and 4. The winner of each Championship Division was crowned State Champions of their respective age group.

After an amazing weekend of netball three sets of State Champions were crowned: Manly Warringah in the 14/U Division and Penrith District securing a double in the 13/U and 12/U Championship Divisions.

Netball NSW would also like to thank HART Sport, the naming rights partner of the Junior State Titles, and extend those thanks to the following official partners of the event: QBE, TAFE NSW, BBX and The Kids Cancer Project.



### 12/U

DIV	PLACING	TEAM
Championship	Winner	Penrith District
	Runners-Up	Wyong District
2	Winner	Inner Western Suburbs
	Runners-Up	Charlestown
3	Winner	Westlakes District
	Runners-Up	Mudgee District
4	Winner	Port Stephens
	Runners-Up	Leeton

### 14/U

DIV	PLACING	TEAM
Championship	Winner	Manly Warringah
	Runners-Up	Ku-ring-gai
2	Winner	Gosford
	Runners-Up	Inner Western Suburbs
3	Winner	Ballina
	Runners-Up	Manning Valley
4	Winner	Kiama
	Runners-Up	Kurri Kurri

### 13/U

DIV	PLACING	TEAM
Championship	Winner	Penrith District
	Runners-Up	Manly Warringah
2	Winner	Maitland
	Runners-Up	Barellan & District
3	Winner	Westlakes District
	Runners-Up	Muswellbrook
4	Winner	Mudgee District
	Runners-Up	Kurri Kurri







## HART SENIOR STATE TITLES

**The 2019 HART Senior State Titles took place over three superb days at the Campbelltown District and Camden & District Netball Associations from Saturday to Monday, 8-10 June.**

Formerly known as the Netball NSW State Championships, the Senior State Titles saw 180 teams from 89 Associations take part over the long weekend.

Three sets of State Champions were crowned with the Division 1 winners in each respective age-group (Opens, 17/U and 15/U) taking the titles – Newcastle, Penrith District and Liverpool City.

Campbelltown Netball Association hosted Divisions 1 and 2 of the Opens, 17s, and 15s age-groups, while the Camden & District Netball Association staged games in Divisions 3 and 4 of the 17s and 15s categories.

There was further success for Newcastle, who won the Pat Weston OAM Country Championship Trophy, awarded to the highest ranked regional team in the top Opens division.

Netball NSW would like to thank HART Sport, the naming rights partner for this event, for their wonderful support and extend those thanks for the following official partners of the Senior State Titles: QBE Insurance, BBX and TAFE NSW.

### WINNERS AND RUNNERS UP

DIV	PLACING	TEAM
Opens Championship	Winner	Newcastle
	Runners-Up	Manly Warringah
Opens Div 2	Winner	Ulladulla & Districts
	Runners-Up	Maitland
Pat Weston OAM Country Championship Trophy	Winner	Newcastle



**HART**  
**SENIOR**  
**STATE TITLES**

DIV	PLACING	TEAM
17/U Div 1	Winner	Penrith District
	Runners-Up	Ku-ring-gai
17/U Div 2	Winner	Barellan & District
	Runners-Up	Inner Western Suburbs
17/U Div 3	Winner	Brunswick Byron
	Runners-Up	Coffs Harbour
17/U Div 4	Winner	West Wyalong
	Runners-Up	Narranderra
15/U Div 1	Winner	Liverpool City
	Runners-Up	Penrith District
15/U Div 2	Winner	Ballina
	Runners-Up	Illawarra District
15/U Div 3	Winner	Shoalhaven
	Runners-Up	Nelson Bay
15/U Div 4	Winner	West Wyalong
	Runners-Up	Kurri Kurri





## COURT CRAFT SUMMER SERIES

In 2018, a review of the Summer Series Competitions was undertaken. This included feedback from all stakeholders, and took into consideration all aspects of the 2018 Night Interdistrict, Summer Development League and Fast5 Summer Series competitions. Netball NSW amalgamated each of the competitions under the Court Craft Summer Series which meant that competitive netball could continue to be played almost year-round at Netball Central. Netball NSW is grateful for the continued support of Court Craft for the duration of this series.



### Night Inter-District League Results

DIV	PLACING	TEAM
1	Winner	St George District
	Runners-Up	Hills District
2	Winner	Penrith District
	Runners-Up	St George District
3	Winner	Northern Suburbs
	Runners-Up	Liverpool City
4	Winner	Inner Western Suburbs
	Runners-Up	Eastwood Ryde

### Night Inter-District Development League Results

DIV	PLACING	TEAM
17/U Div 1	Winner	Liverpool City
	Runners-Up	Baulkham Hills Shire
17/U Div 2	Winner	Ku-ring-gai
	Runners-Up	St George District
15/U Div 1	Winner	Northern Suburbs
	Runners-Up	Liverpool City
15/U Div 2	Winner	Baulkham Hills Shire
	Runners-Up	Campbelltown District

### Fast5 Summer Series Results

DIV	PLACING	TEAM
Div 1	Winner	Blacktown City
	Runners-Up	Northern Suburbs – Team 1
Div 2	Winner	Parramatta Auburn
	Runners-Up	Inner Western Suburbs





## BING LEE MASTERS STATE TITLES

**Netballers from across the state descended on Tamworth on Saturday and Sunday, 19-20 October, for 2019 BING LEE Masters State Titles.**

Unlike the bigger HART Senior and Junior State Titles, the smaller size of the competition allowed for the Masters to be taken regional.

This year Tamworth Netball Association from the Northern Inland Region, with both indoor and outdoor facilities, was chosen.

Netball NSW Competitions Manager Claire Dale said the weekend was a huge success and thanked the local community for their contribution.

"I would like to congratulate all the players, team managers, coaches, staff and volunteers who came from all over NSW to make the weekend very enjoyable for all," she said.

"Tamworth did an amazing job as hosts and it is really special that we get to bring competitions such as the Masters State Titles to regional areas."

Netball NSW would like to thank BING LEE, naming rights partners of the Masters State Titles, for their continued support of netball at all levels.

### 2019 MASTERS STATE TITLES RESULTS

DIVISION	PLACING	TEAM
Over 35s	Winners	Hastings Valley
	Runners-Up	Gosford
	Best & Fairest Team	Gunnedah
	Best & Fairest Player	Kathleen Taminiau (Glen Innes)
Over 40s	Winners	Wyong District
	Runners-Up	Glen Innes
	Best & Fairest Team	Wyong District & Glen Innes (joint award)
	Best & Fairest Player	Debbie Elton (Wyong)



**BING LEE**  
**MASTERS**  
**STATE TITLES**



## SOCIAL MASTERS

**In 2019, the Social Masters Competition, in conjunction with the BING LEE Masters State Titles, was taken regional to Tamworth on Saturday and Sunday, 19-20 October.**

Tamworth Netball Association played host to 29 teams for a weekend of fun-filled netball competition. The Tamworth Pub hosted the annual Social Masters function where competitors had the chance to mingle with other teams..



### 2019 SOCIAL MASTERS RESULTS

DIVISION	PLACING	TEAM
Over 35 Social	Gold	Lemon Grove Gurus
	Silver	Magic Mixture
	Bronze	#HerelfYouNeed
	Best & Fairest Team	Westport Warriors
	Best & Fairest Player	Kim Elliott (Lemon Grove Gurus)
Over 35 Competitive	Gold	Wollongong Old Beaches
	Silver	Dependz
	Bronze	LMFAO
	Best & Fairest Team	Gunnedah
	Best & Fairest Player	Kelly Pucillo (Wollongong Old Beaches)

DIVISION	PLACING	TEAM
Over 40 Social	Gold	Hills Angels
	Silver	Hastings 40s
	Bronze	Wauchope Warriors
	Best & Fairest Team	Mussy Unicorns
	Best & Fairest Player	Linda Gallen (Coonamble Cougars)
Over 40 Competitive	Gold	Hot Shots
	Silver	Miss Match
	Bronze	Gunnedah
	Best & Fairest Team	Hot Shots
	Best & Fairest Player	Corrina Johnson (Hot Shots)



## 2019 NETBALL NSW AWARD WINNERS

Hall of Fame – Legend

**Margaret Corbett OAM**

Anne Clark BEM Service Awards

**Geraldine Evry** – Illawarra District

**Colette Longley** – Manly Warringah

**Megan Kocsis** – Eastwood Ryde

**Judith Sibbald** – Penrith District

**Jo-Anne Perry** – Ku-ring-gai

Marilyn Melhuish OAM Suncorp Super Netball  
Player of the Year

**Kristiana Manu'a** – GIANTS Netball

Marj Groves AM Scholarship

**Annie Miller** – Manly Warringah

Nance Kenny OAM Medal – Premier League Player  
of the Year

**Maddie Taylor** – Central Coast Heart

Lynn Quinn OAM Bench Officials Award

**Helen Andrews** – St George District

Neita Matthews OAM Umpires Award

**Tayla Favell** – Baulkham Hills

Margaret Corbett OAM Coaches Award

**Mardi Aplin** – Orange

Dot McHugh OAM Administrator Award

**Patricia Joy Gillett OAM** Penrith District

## JUDY DUNBAR MEDIA AWARDS

Best Feature

**Adrian Arciuli, SBS**

Community Media Excellence

**Isaac McIntyre, Hunter Women's Chronicle**

Best Photograph

**Wolter Peeters, Sydney Morning Herald**

Best Overall Media Coverage

**Daniel Lane, Sydney Morning Herald**





## 2019 NSW SWIFTS AWARD WINNERS

QBE Most Valued Player

**Sam Wallace**

Members' Player of the Year

**Paige Hadley**

Coaches' Award

**Paige Hadley**

Players' Player

**Sophie Garbin & Maddy Turner**

Club Person of the Year

**Jen Silva**

## 2019 GIANTS NETBALL AWARD WINNERS

HCF Most Valuable Player

**Jo Harten MBE**

Members' Player of the Year

**Amy Parmenter**

Players' Player

**Sam Poolman**

Club Person of the Year

**Denny Peacock**



## HALL OF FAME LEGEND INDUCTEE

**Margaret Corbett OAM has made an extensive contribution to the game of netball for over 50 years.**

She has held a number of different roles within the netball community, including NSW Selector (20 years), NSW Convenor (12 years), NSW Coaching Director (20 years), NSW State Coach (20 years), NSWIS Head Coach (six years), Commonwealth Bank Trophy Coach (Sydney Sandpipers 1997 – 2000) and 14 years as Australian underage Selector.

Margaret was instrumental in the development of coaching courses and in 1984 she was appointed Esso Director of Coaching, going on to make a huge contribution to coaching both on and off the court for Netball NSW.

During her period as NSW State Open Coach, the NSW team won Coveted Dunlop Golden Boot – the Suncorp Super Netball of the day – in 1984, 1985, 1987, 1988, 1989, 1990, 1991, 1992 and 1993 – an achievement never matched by any other State Coach.



Margaret has also made a significant contribution to netball at a National level. She developed many players to international standard, and has provided guidance and expertise to many NSW teams and officials. Her dedication to the sport has seen her travel the world and state conducting camps, coaching players, providing school clinics and conducting coaching courses.

There is little that can compare to the dedication and service to Netball NSW provided by Margaret Corbett OAM. It has been said of her that “nothing has dimmed her dedication to her task, shackle her optimism that the best is still to come, or impaired her capacity to inspire the respect and support of her players”.

In 2019 she was invited by NSW Swifts Head Coach Briony Ake to impart her wisdom on a team that would go on to win the Super Netball title and Margaret Corbett OAM's name will always be associated with some of the greatest successes achieved by Netball NSW.

At the 2019 Netball NSW State Dinner she became the second Legend to be elevated within the organisation's Hall of Fame.

Nothing has dimmed her dedication to her task, shackle her optimism that the best is still to come, or impaired her capacity to inspire the respect and support of her players.







## HALL OF FAME LEGENDS



Anne Sargeant OAM  
2015



Margaret Corbett OAM  
2019

## HALL OF FAME HERITAGE CATEGORY

2016 First Minute Book

2016 1969 NSW Netball Association Touring Singapore Team

2017 Dunlop Golden Boots

2018 State Age Championships

2018 State Championships

## HALL OF FAME INDUCTEES LIST



Anne Clark BEM\*  
2004



Amy Dobbie\*  
2004



Sue Kenny OAM  
2004



Anne Sargeant OAM  
2004



Keeley Devery OAM  
2005



Carissa Tombs OAM  
2005



Margaret Corbett OAM  
2006



Terese Kennedy  
2006



Maureen Boyle OAM  
2007



Nicole Cusack  
2007



Nola Green\*  
2008



Carole Sykes\*  
2008



Margaret Morris\*  
2009



Lois Green  
2009



Dorothy McHugh OAM\*  
2010



Catriona Wagg OAM  
2010



Marie Dunn OAM\*  
2011



Marjorie Groves AM\*  
2011



Nance Kenny OAM\*  
2011



Neita Matthews OAM  
2011



Lisa Beehag OAM  
2011



Sharon Finnan OAM  
2011



Edna Ross\*  
2012



Karan Smith  
2012



Elizabeth Ellis AM  
2013



Barbara Long OAM  
2013



Edna Pritchard\*  
2014



Helen Mann\*  
2014



Marilyn Melhuish OAM  
2014



Vicki Kerr OAM  
2014



Alison Broadbent  
2015



Evie Carpenter\*  
2015



Selina Gilsenan  
2015



Moira McGuinness MBE\*  
2015



Marcia Ella-Duncan OAM  
2016



Megan Anderson  
2018



Mo'onia Gerrard OAM  
2018

\* Deceased

## 2019 LIFE MEMBER INDUCTEES

**Congratulations to Julie Fitzgerald, Adele Saunders OAM and Rodney Watson OAM who were recognised for their outstanding contribution to netball in NSW by being named Life Members at the 2019 Netball NSW AGM, held at Netball Central on Saturday, 30 March.**



### Julie Fitzgerald

Julie Fitzgerald has made many contributions to netball in NSW, beginning at Ku-Ring-Gai Netball Association as a coach and mentor and continues this relationship today through her connection with North Shore United. Julie started her State Coaching career in 1985 with the Night State Team and then went on to appointments in the Under 19's through to the Opens from 1985 -1999. She has been Head Coach for the Swifts and is currently the inaugural Head Coach of GIANTS Netball, taking the team to the grand final in the first year of the Suncorp Super Netball Competition. Julie has also been a NSW Selector, Mentor and a Member of Appointment Panels over many years.



### Adele Saunders OAM

Adele Saunders has rendered outstanding service to netball in NSW for the last 65 years. She has contributed at a high level and has outstanding achievement in all her endeavours, ranging from representing NSW in the Open Team, umpiring for NSW and Australia as an AA badged umpire as well as working as an administrator in various positions at Newcastle Netball Association.



### Rodney Watson OAM

Rodney has made an outstanding contribution to netball in Penrith and in NSW since he joined St Clair Netball Club in 1990. He has been the driving force behind Penrith District Netball Association, serving as President for 18 years until 2012. Since then, Rodney served as a Director of Netball NSW until March 2019 where his love of the sport has continued.

## LIFE MEMBERS AND PATRONS

### Life Members

1950 Mary Matheson\*  
1952 Edna Ross\*  
1964 Margaret Morris\*  
1966 Nance Kenny OAM\*  
1967 Marie Dundon\*  
1968 Anne Clark BEM\*  
1970 Amy Dobbie\*  
1970 Dorothy McHugh OAM\*  
1972 Eileen Percy\*  
1974 May Hackett MBE\*  
1975 Moira McGuinness MBE\*  
1978 Pat Weston OAM\*  
1980 Neita Matthews OAM  
1981 Marj Groves AM\*  
1982 Margaret Corbett OAM  
1982 Barbara Long OAM  
1985 Audrey Davis OAM\*  
1989 Marie Dunn OAM\*  
2000 Lynn Quinn OAM  
2001 Anne Doring OAM  
2004 Marilyn Melhuish OAM  
2007 Kath Fullagar OAM  
2008 Maureen Boyle OAM  
2010 Anne Sargeant OAM  
2012 Yvonne Richardson OAM  
2016 Wendy Archer AM  
2017 Dr Grace Bryant OAM  
2018 John Hahn  
2019 Julie Fitzgerald  
2019 Adele Saunders OAM  
2019 Rodney Watson OAM

### Current Patron

Neita Matthews OAM

### Former Patrons

Irene Booth\*  
Anne Clark BEM\*  
Faye LoPo' AM  
Lady Susan Martin

### Waratah Service Award to this page.

2012 Jean Peare OAM  
2012 Helen Andrews  
2013 Kate Thornborough  
2014 Jan Troy  
2016 Maureen Stephenson OAM  
2017 Lyn Burgess OAM  
2018 Ronda Kimble OAM



## ANNE CLARK BEM SERVICE AWARD

### 1976

Margaret Corbett OAM – Sutherland Shire  
Jean Gee OAM\* – Manly Warringah  
Moira McGuinness MBE\* – Sutherland Shire  
Irene Pychtin\* – Eastwood-Ryde

### 1977

Val Curran\* – Illawarra & District  
Marj Groves AM\* – Sutherland Shire  
Pam Hall\* – Manly Warringah  
Gai O'Sullivan – Eastwood-Ryde  
Joy White (Lister) – Manly Warringah

### 1978

Edna Jenkin\* – Illawarra & District  
Barbara Long OAM – Liverpool City  
Neita Matthews OAM – Eastwood-Ryde  
Betty Moore – Bankstown City  
Jean Peare OAM\* – Hawkesbury City  
Mavis Shipway\* – Sutherland Shire  
Gladys Waugh\* – St George District

### 1979

Evelyn Bywater – Western Suburbs  
Agnes Ellis\* – Sutherland Shire  
Molly Smith\* – Lakeside

### 1980

Val Oliver\* – Illawarra & District  
Kath Whiteley – Liverpool City

### 1981

Clare Lear\* – Illawarra & District

### 1982

Pat Craig – Gosford  
Margaret Elder – Baulkham Hills  
Evelyn Langbein OAM – Manly Warringah

### 1983

Beatrice Bessell – Hawkesbury City  
Myra Bradley – Illawarra & District  
Maureen Greentree – Sutherland Shire  
Robyn Kenny – Forbes  
Beryl Mooney\* – Tamworth



**1984**

Adele Saunders OAM – Newcastle

**1986**

Dot Lockwood OAM \* – Tamworth

June Roby – Westlakes

**1987**

Joan Buttriss\* – Penrith District

Marie Dunn OAM\* – Parramatta-Auburn

Betty McGirr – Illawarra

Gai Urquhart – Newcastle

**1988**

Carol Baiton OAM – Young/Shoalhaven

**1990**

Lorna Allen – Newcastle

Val Lalor\* – Eastwood-Ryde

Peggy Moore – Singleton

Cath Penning\* – Liverpool City

**1991**

Jeanette Wright – Ku-ring-gai

**1992**

Nance Dwyer – Newcastle

Sheila Eather\* – Hawkesbury City

**1993**

Clare Loughland – Manly-Warringah

**1994**

Jill Beckhaus – Penrith District

Anne Marie Osborne – Lithgow

Frances Smith – Tamworth

Myrtle Williams\* – Sutherland Shire

**1996**

Ivy Haughey\* – St George

Margaret McGrath\* – Lakeside

Sue Mitchell – Shoalhaven

**1997**

Madeleine Allen – Westlakes

Noeline Boyce – Maitland

Joy Charles – Illawarra & District

Maureen Long\* – Liverpool City

Irene Murray – Charlestown

**1998**

Eulalie Hayes – Grafton

Kath Fullager OAM – Bankstown City

**1999**

Pat Bishop\* – Sutherland Shire

Joan Burge\* – Northern Suburbs

Margaret Smith – Penrith District

**2000**

Maureen Boyle OAM – Manly Warringah

Shirley Connolly – Campbelltown

Shirley Fitzgerald\* – Lakeside

Joan Marscham\* – Eastwood-Ryde

Brenda Williams – Ku-ring-gai

**2001**

Barbara Bird – Maitland

Joan Brook – Gosford

Christine Byng\* – Bankstown City

Maureen Goetze\* – Blue Mountains

Coralie Newman – Manly Warringah

**2002 March**

Pam Guyer OAM\* – Macleay

June Jarman \* – Westlakes

Yvonne Keegan – Orange

Lesley Quinn\* – Northern Suburbs

Gwen Winsor – Manly Warringah

**2002 November**

Margaret Burke – Sutherland Shire

Valda Hampson – Woy Woy

Carmel Higgins OAM – Blue Mountains

Estelle Lawler – Liverpool City

Vera Wiltshire OAM\* – Manly Warringah

**2003**

Robyn Bates – Eastwood-Ryde

Laurie Bissaker – Inner Western Suburbs

Roslyn De Luca OAM – Manly Warringah

Colleen Kime – Blue Mountains

Diane Pascoe – Charlestown

**2004**

Helen Andrews – St George District

Len Burgess – Hills District

Betty Greenaway\* – Fairfield City

Rena Spears – Queanbeyan

Patricia Yeomans – Parramatta-Auburn

**2005**

Helen Cane – Baulkham Hills

Helene Herbert – St George District

Kay Hodge – Ulladulla

Lynne Middleton – Orange

Lesley Morgan\* – Sutherland Shire

**2006**

Cathy Aird – Baulkham Hills  
 Val Brunker – Kiama  
 Beverley Dew OAM – Manly Warringah  
 Kay Smith\* – Lower Clarence  
 Rhonda Swindale – Ulladulla

**2007**

Margaret Cliff – Manly Warringah  
 Berwyn Collings – Ku-ring-gai  
 Lesley Milner – Hills District  
 Aileen Shutt – Newcastle  
 Beverleen Woodward – Queanbeyan

**2008**

Cheryl Cairns – Kurri Kurri  
 Cheryl Hamilton – Inner Western Suburbs  
 Norma Lowe – Ulladulla  
 Sandra Marks – Blacktown City  
 Myra Zacher – Coffs Harbour

**2009**

Robyn Butler – Ulladulla  
 Noni Greentree\* – Manly Warringah  
 Joy Grogan – Westlakes  
 June & Norm\* Rogers – Illawarra & District  
 Kevin Smith OAM – Newcastle

**2010**

June Backshall – Ballina  
 Ellen Monaghan – Newcastle  
 Margaret Nolan – Westlakes  
 Shirley O'Brien – Ballina  
 Kate Thornborough – Coffs Harbour

**2011**

Robyn Aitkin – Sutherland Shire  
 Pamela Burt – Westlakes  
 Lorraine Everitt – Baulkham Hills  
 Toni Field – Northern Suburbs  
 Anne Tait – Inner Western Suburbs

**2012**

Vivienne Bertenshaw – Hawkesbury City  
 Marie Caddies – Charlestown  
 Helen Dean – Manly Warringah  
 Sue Denman – Port Stephens  
 Ernita McGrath\* – Dubbo

**2013**

Marian Chilvers – Westlakes  
 Julie Gates – Armidale  
 Janice Jackson – Penrith District

**2014**

Marilyn Latham – Eastwood Ryde  
 Annette Rowe – Baulkham Hills  
 Betty Spillane – Inner Western Suburbs  
 Margaret West – Charlestown

**2015**

Laurel Cunico – Baulkham Hills Shire  
 Linda Free – St George District  
 Margaret Spackman – Forbes  
 Margaret Thoms – Woy Woy Peninsula  
 Beverley Thorpe – Shoalhaven

**2016**

Stephanie Bortkevich – Newcastle  
 Ken Eberbach – Ku-ring-gai  
 June Haynes – Northern Suburbs  
 Ann O'Mara – Sutherland Shire  
 Leslie Smith OAM – Charlestown

**2017**

Carole Field – Hastings Valley  
 Clara Hicks OAM – Randwick  
 Tania Maree Kane – Lower Clarence  
 Christine King – Illawarra District  
 Catherine Nealon – Inner West

**2018**

Tracey Connolly – Campbelltown District  
 Lyn Hahn – Camden & District  
 Elizabeth Konza – Blue Mountains  
 Maureen Nation – Young & District  
 Catherine Walls – Grafton

**2019**

Geraldine Evry – Illawarra District  
 Colette Longley – Manly Warringah  
 Megan Kocsis – Eastwood Ryde  
 Jo-Anne Perry – Ku-ring-gai  
 Judith Sibbald – Penrith District

*\* Deceased*



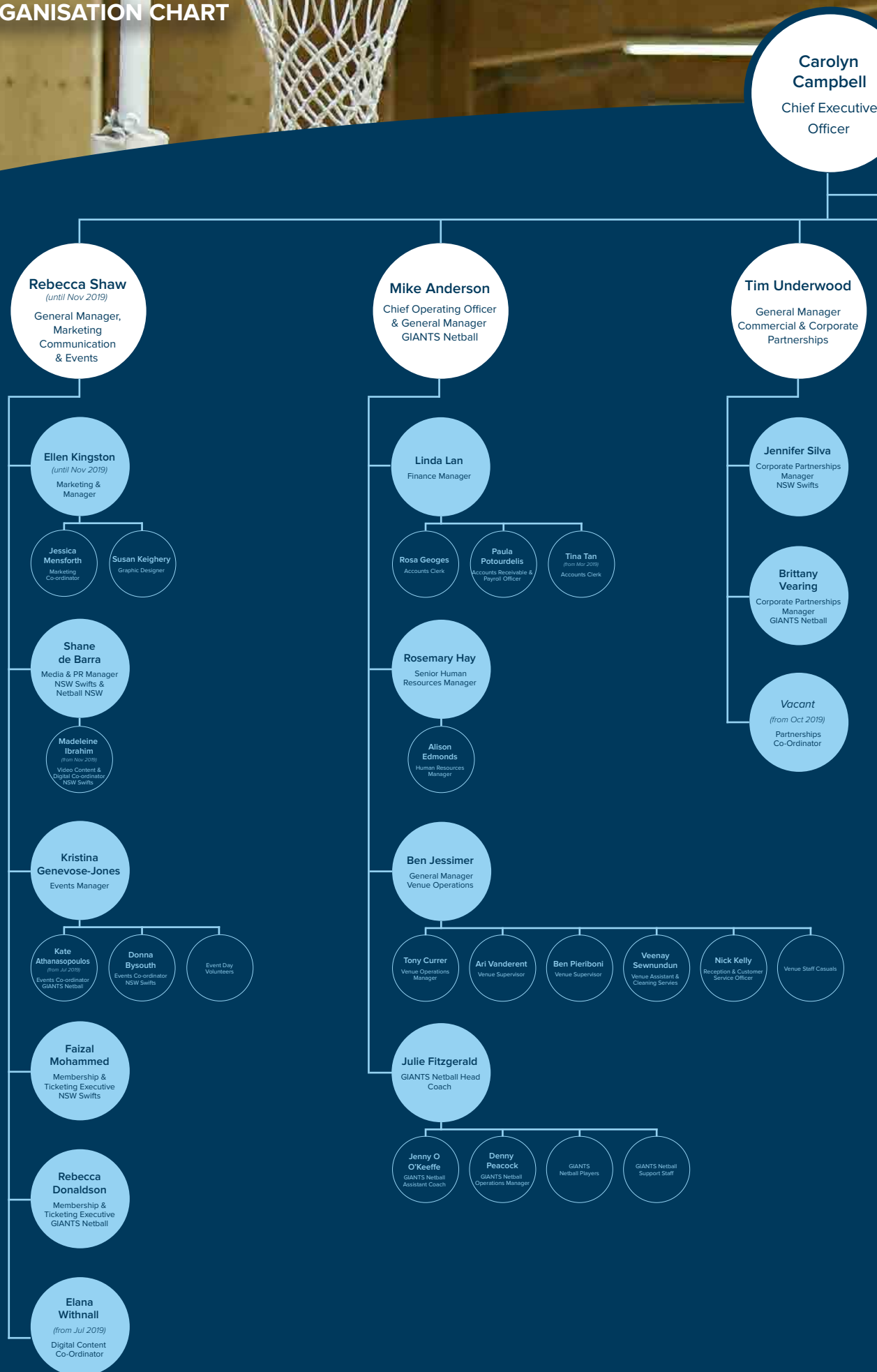
## MEMBERSHIP FIGURES

	SENIOR		SEN/SUMMER		JUNIOR		JUN/SUMMER		NET SET GO		ALL ABILITIES		NON PLAYER		TOTAL		
	2019	2018	2019	2018	2019	2018	2019	2018	2019	2018	2019	2018	2019	2018	2019	2018	DIFF
AFL Riverina	495	494	0	-	583	613	0	-	309	304	1	-	53	43	1441	1454	(13)
Armidale District	126	138	0	-	329	351	0	-	106	134	4	2	12	14	577	639	(62)
Ballina	153	183	101	83	265	277	80	87	145	107	9	10	21	21	774	768	6
Bankstown City	411	463	2	-	800	819	0	-	347	378	0	-	105	80	1665	1740	(75)
Barellan & District	0	-	0	-	49	53	0	-	1	5	0	-	17	26	67	84	(17)
Bathurst	344	355	0	-	571	640	0	-	195	207	1	2	66	73	1177	1277	(100)
Baulkham Hills Shire	1386	1,339	51	54	2568	2,602	18	22	871	935	12	12	282	243	5188	5207	(19)
Bellingen	0	-	0	-	20	26	0	-	16	21	0	-	4	6	40	53	(13)
Bermagui	12	10	0	-	16	5	0	-	21	13	0	-	1	-	50	28	22
Bingara	0	32	0	1	0	5	28	-	15	-	0	-	0	-	43	38	5
Blacktown City	623	565	0	-	1167	1,142	0	-	390	349	5	4	135	104	2320	2164	156
Blayney	3	-	38	12	26	3	15	12	17	12	0	-	15	5	114	44	70
Blue Mountains	192	206	94	96	450	434	30	23	172	139	10	12	56	70	1004	980	24
Bourke	116	91	0	-	7	6	0	-	0	19	0	-	1	-	124	116	8
Broken Hill		149		-		190		-		89		-		9	0	437	(437)
Brunswick Byron	44	31	0	-	201	206	0	-	72	65	1	-	32	27	350	329	21
Camden & District	625	623	278	216	1109	1,036	70	49	461	437	3	1	165	141	2711	2503	208
Campbelltown District	701	790	89	135	1067	1,117	26	17	420	414	0	1	150	193	2453	2667	(214)
Casino Inc	83	79	0	-	118	147	0	-	38	58	0	2	13	7	252	293	(41)
Cessnock	28	19	150	140	184	178	96	52	250	249	0	-	20	22	728	660	68
Charlestown	227	209	0	-	469	382	0	-	238	277	0	-	44	37	978	905	73
City Of Sydney	324	375	0	-	11	30	0	-	0	-	0	-	8	13	343	418	(75)
Cobar	92	96	0	-	47	43	0	-	35	47	0	-	7	7	181	193	(12)
Coffs Harbour	194	153	30	19	301	275	13	13	77	92	0	-	39	35	654	587	67
Condobolin	97	73	0	-	25	17	0	-	38	48	0	-	0	-	160	138	22
Coolamon Comets	29	35	0	-	12	5	0	-	0	-	0	-	0	-	41	40	1
Cooma	56	33	27	-	12	2	30	-	11	-	0	-	2	2	138	37	101
Coonabarabran	0	-	0	-	40	44	0	-	29	40	0	-	6	9	75	93	(18)
Coonamble	236	201	0	-	83	106	0	-	46	86	0	-	0	3	365	396	(31)
Cootamundra		23		-		21		-		26		-		-	0	70	(70)
Cowra	96	94	0	-	99	106	0	-	92	103	2	-	10	15	299	318	(19)
Dubbo	367	352	0	-	530	530	0	-	402	431	0	-	95	78	1394	1391	3
Dungog	12	44	32	25	42	48	16	1	11	18	0	-	7	6	120	142	(22)
Eastwood/Ryde	978	967	150	145	2213	2,282	34	46	635	604	21	24	295	306	4326	4374	(48)
Eurobodalla	151	105	0	52	389	347	0	27	54	97	0	-	33	38	627	666	(39)
Fairfield City District	0	-	0	-	0	-	0	-	14	13	0	-	8	11	22	24	(2)
Forbes Inc.	102	66	47	47	52	84	5	5	24	17	1	-	9	12	240	231	9
Gilgandra	0	-	0	-	31	33	0	-	49	54	0	-	0	-	80	87	(7)
Glen Innes	28	34	4	-	35	36	0	-	26	27	0	-	9	4	102	101	1
Gloucester	58	50	0	-	73	80	0	-	16	21	0	-	3	3	150	154	(4)
Gosford	738	728	15	79	1187	1,201	2	9	444	451	11	9	165	151	2562	2628	(66)
Goulburn & District	94	96	101	62	111	134	36	42	26	31	0	-	22	15	390	380	10
Grafton	140	142	0	109	165	184	0	5	102	130	11	8	16	14	434	592	(158)
Great Lakes	125	129	0	-	266	287	0	2	145	167	0	1	24	28	560	614	(54)
Griffith	128	116	0	-	233	248	0	-	56	88	0	-	13	23	430	475	(45)
Group 14	0	5	0	-	106	92	0	-	92	59	0	-	13	6	211	162	49
Gunnedah	100	56	47	-	120	99	13	-	49	61	2	1	20	21	351	238	113
Hastings Valley	352	308	84	51	736	750	19	23	252	234	2	1	94	58	1539	1425	114
Hawkesbury City	352	372	0	-	537	533	0	-	308	349	0	-	75	77	1272	1331	(59)
Hills District	647	716	26	17	1552	1,514	6	4	430	455	12	11	156	166	2829	2883	(54)
Hume	433	426	0	-	420	404	0	-	275	279	1	3	44	48	1173	1160	13
Illawarra District	696	524	18	94	1492	1,513	8	6	418	439	0	2	160	153	2792	2731	61
Inner Western Suburbs Inc	783	793	88	81	2056	1,937	174	80	670	734	0	-	71	69	3842	3694	148
Inverell	22	34	0	-	100	89	0	-	86	68	0	-	10	6	218	197	21
Jindabyne	84	54	0	27	87	34	0	21	9	9	0	-	0	1	180	146	34
Kiama	129	137	0	-	441	448	0	-	210	210	0	-	81	97	861	892	(31)
Ku-ring-gai	625	737	340	346	1264	1,248	100	143	1083	1,171	25	24	158	171	3595	3840	(245)

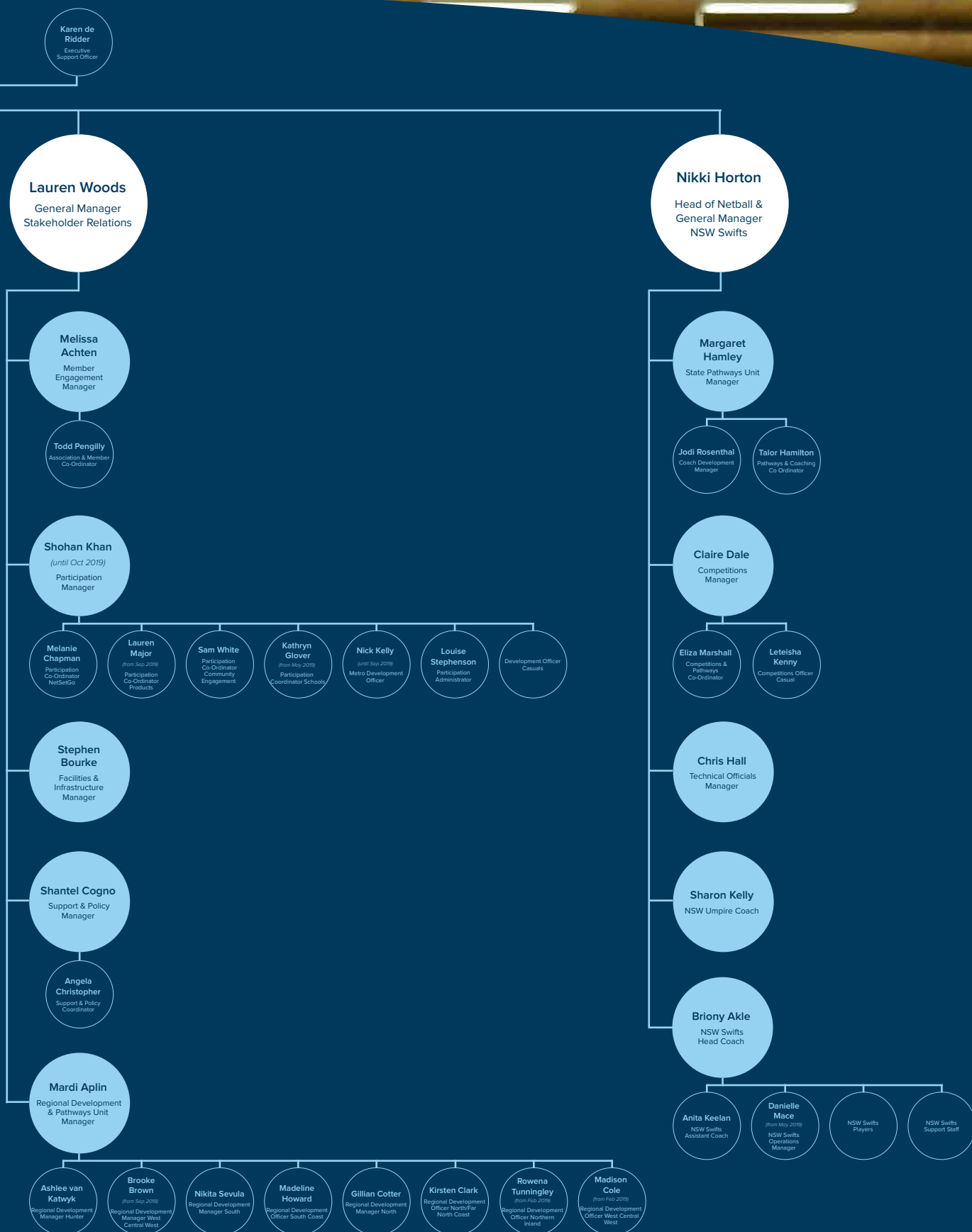


	SENIOR		SEN/SUMMER		JUNIOR		JUN/SUMMER		NET SET GO		ALL ABILITIES		NON PLAYER		TOTAL		
	2019	2018	2019	2018	2019	2018	2019	2018	2019	2018	2019	2018	2019	2018	2019	2018	DIFF
Kurri Kurri	9	19	0	-	37	26	0	-	0	-	0	-	8	3	54	48	6
Kyogle	60		0	-	23	-	0	-	23	-	0	-	0	-	106	0	106
Lake Cargelligo	68	33	0	-	20	19	0	-	9	-	0	-	0	-	97	52	45
Lakeside	342	361	0	-	669	705	0	-	267	247	0	-	32	32	1310	1345	(35)
Leeton	0	-	0	42	134	156	0	6	66	83	0	-	12	10	212	297	(85)
Lismore & District	270	324	0	-	315	342	0	-	112	88	0	-	53	38	750	792	(42)
Lithgow	74	79	0	35	103	111	0	1	27	47	20	-	19	25	243	298	(55)
Liverpool City	367	405	0	-	1061	1,014	0	-	361	367	0	-	91	101	1880	1887	(7)
Lower Clarence	78	78	0	-	140	134	0	-	91	110	1	1	36	29	346	352	(6)
Macleay	134	125	146	90	238	205	59	42	110	124	5	1	13	22	705	609	96
Maitland	616	607	0	17	1055	1,024	0	-	461	443	0	-	138	114	2270	2205	65
Manly-Warringah	760	822	64	51	2663	2,577	107	71	1262	1,265	20	23	252	225	5128	5034	94
Manning Valley	97	92	15	-	241	240	4	1	107	111	0	7	62	68	526	519	7
Mens	150	125	0	-	20	8	13	-	0	-	0	-	17	20	200	153	47
Moree & District	197	151	0	-	85	80	0	-	78	59	0	-	5	2	365	292	73
Mount Druitt	204	209	0	-	265	306	0	-	218	223	0	-	35	47	722	785	(63)
Mudgee District	99	142	0	-	295	323	0	-	137	144	0	-	41	28	572	637	(65)
Muswellbrook	115	44	4	-	173	165	1	-	100	134	0	-	30	30	423	373	50
Nambucca Valley	0	35	0	8	137	153	0	-	105	136	0	-	34	32	276	364	(88)
Narrabri	85	72	134	118	129	112	47	44	147	115	8	-	27	18	577	479	98
Narrandera	21	21	0	-	58	29	0	-	22	26	0	-	14	15	115	91	24
Nelson Bay	35	51	46	-	197	168	19	-	103	93	0	-	17	15	417	327	90
Newcastle	1256	1,173	0	8	1784	1,814	0	-	599	606	34	38	219	183	3892	3822	70
Northern Riverina	106	145	0	-	86	83	0	-	105	92	0	-	37	20	334	340	(6)
Northern Suburbs	1342	1,296	199	224	3431	3,475	88	67	882	827	0	-	143	136	6085	6025	60
Nyngan	39	70	0	-	41	36	0	-	40	27	0	-	0	4	120	137	(17)
Orange Inc	650	787	67	-	855	803	1	-	367	392	1	24	22	26	1963	2032	(69)
Parkes District	83	126	106	-	60	86	7	-	36	50	1	-	7	10	300	272	28
Parramatta Auburn	48	78	1	-	208	203	0	-	83	131	0	-	29	29	369	441	(72)
Penrith District	1309	1,247	86	80	1597	1,579	34	33	586	654	42	6	147	182	3801	3781	20
Port Stephens	241	197	76	87	306	315	23	12	84	72	0	-	36	45	766	728	38
Queanbeyan	167	145	0	-	246	256	0	-	159	179	0	-	44	51	616	631	(15)
Quirindi	22	27	53	36	10	20	2	3	0	14	0	-	4	11	91	111	(20)
Randwick	713	728	27	-	2567	2,314	20	-	594	645	0	-	144	150	4065	3837	228
Sapphire Coast	130	72	0	69	128	89	0	33	59	80	2	1	12	19	331	363	(32)
Scone	106	106	64	72	124	105	4	13	62	71	0	-	21	10	381	377	4
Shoalhaven	244	241	196	167	317	313	38	32	205	200	0	1	56	42	1056	996	60
Singleton	61	215	169	-	224	308	53	-	122	151	0	-	37	37	666	711	(45)
Southern Highlands	53	92	140	-	188	202	31	-	144	158	1	-	21	18	578	470	108
St George District	314	390	41	2	912	908	50	-	233	269	1	-	73	70	1624	1639	(15)
Sutherland Shire	2130	2,105	214	249	2328	2,017	87	78	852	1,275	24	29	304	349	5939	6102	(163)
Tamworth	641	631	98	64	576	574	14	14	313	328	33	17	36	41	1711	1669	42
Temora	24	-	0	-	56	52	0	-	68	54	0	-	15	9	163	115	48
Tenterfield		-		-		3		-		8		-		-	0	11	(11)
Tumut	118	144	26	19	189	203	3	8	95	106	0	-	17	9	448	489	(41)
Ulladulla & Districts	34	32	54	-	62	66	32	-	52	41	0	1	17	28	251	168	83
Wagga Wagga	715	714	1	-	831	821	0	3	295	299	4	1	41	53	1887	1891	(4)
Warren Junior	33	-	41	63	42	40	4	1	30	39	0	-	6	6	156	149	7
Wellington															0	0	0
West Wyalong	86	70	0	-	46	45	0	-	23	40	0	-	10	11	165	166	(1)
Westlakes	103	158	0	-	409	395	0	-	128	162	0	-	66	62	706	777	(71)
Wollondilly	185	149	46	65	272	252	8	8	165	180	7	9	46	50	729	713	16
Woolgoolga District	40	27	65	46	108	103	19	35	69	80	0	-	6	14	307	305	2
Woy Woy Peninsula	82	83	16	-	258	256	2	-	200	195	0	-	38	30	596	564	32
Wyong District	737	671	0	-	1284	1,257	0	-	521	542	2	2	75	68	2619	2540	79
Yass	50	-	36	57	120	89	14	9	74	99	0	-	9	15	303	269	34
Young & District	94	80	0	38	47	28	0	12	11	38	0	-	15	11	167	207	(40)
<b>TOTAL REGISTRATIONS</b>	<b>29,931</b>	<b>29,644</b>	<b>4,192</b>	<b>3,598</b>	<b>52,637</b>	<b>52,043</b>	<b>1,603</b>	<b>1,215</b>	<b>21,370</b>	<b>22,790</b>	<b>340</b>	<b>291</b>	<b>5,028</b>	<b>5,440</b>	<b>115,101</b>	<b>115,021</b>	<b>80</b>

# ORGANISATION CHART







## NETBALL NSW PARTNERS

### Major Partners



### Team Partners



### NSW Swifts Partners

#### Principal Partner



#### Premier Partners



#### Major Partners



#### Partners



#### Broadcast Partners



### GIANTS Netball Partners

#### Principal Partner



#### Platinum Partners



#### Major Partners



#### Partners



#### Broadcast Partners



#### Strategic Partner





***netball***  
NEW SOUTH WALES

## 2019 FINANCIAL REPORT





# **The New South Wales Netball Association Limited**

**ABN 19 001 685 007**

**Annual Report**

**31 December 2019**

The New South Wales Netball Association Limited

Contents

<b>Directors' report</b>	2
Auditor's independence declaration	6
<b>Financial report</b>	
Statement of profit or loss and other comprehensive income	7
Statement of changes in equity	8
Statement of financial position	9
Statement of cash flows	10
Notes to the financial statements	11
<b>Directors' declaration</b>	26
<b>Independent audit's report</b>	27

# The New South Wales Netball Association Limited

## Directors' report

**For the year ended 31 December 2019**

The Directors present this report together with the financial report of The New South Wales Netball Association Limited (the Company) for the financial year ended 31 December 2019 and the auditor's report therein.

### 1 Directors

The Directors of the Company at any time during or since the end of the financial year are:

M Baron-Hay	Baron-Hay Family Trust Baron-Hay Investments Pty Ltd Kingston Develco Pty Ltd CTE Investments Pty Ltd Home Base Management Pty Ltd Myson Trust St Heliers Investments Pty Ltd	Director	Director Since 21 February 2017
C Campbell	Sport NSW, Director Cartridge World Parramatta, Officer Bankstown Sports Club, Director Hockey One, Director	Director CEO	Director since 9 May 2006
V De Luca OAM	Nil	Director	Director since 24 March 2018
J Drakos	Keats Street Services P/L Keats Street Property & Events	Director	Director from 25 March 2012 to 30 March 2019
C Feldmanis	Perpetual Equity Investment Company Ltd Uniting Financial Services Limited Feldmanis & Associates Pty Ltd Bell Asset Management Ltd Crown Holiday Parks Trust Hunter Water Corporation FIIG Securities Ltd	Director	Director from 29 March 2014 to 30 March 2019
D Fraser	KDF Pty Ltd	Director	Director since 24 March 2018
R Havrlant	Havainvesta Pty Ltd Polava Pty Ltd Havrlant Family Trust	Director	Director since 6 March 2007
A McMaster	Ovato Limited Dalhark Pty Ltd Glowbud Pty Ltd	Director	Director since 03 April 2019
C Murphy	Proqual Property Services Pty Ltd Proqual Super Fund	Director	Director since 7 March 2009
K Simmonds	Willis Towers Watson Australia: General Manager of the Insurance Broking Division (Corporate Risk & Broking), and V- Insurance Group P/L is an authorised representative (to Nov 2019)	Director	Director since 30 March 2019
L Sullivan	Cleary Bros (Bombo) Pty Ltd: Director Bridon Pty Ltd: Director Bombo Holdings Pty Ltd: Director K.F. Williams & Associates Pty. Ltd	President	Director since 5 May 2015 President since 24 March 2018
C Tynan	Nil	Director	Director since 30 March 2019
R Watson OAM	Nil	Director	Director from 29 March 2003 to 30 March 2019



# The New South Wales Netball Association Limited

## Directors' report (continued)

For the year ended 31 December 2019

### 2 Directors' meetings

The number of directors' meetings held and attended by each of the directors of the Company during the financial year are:

Directors	BOARD MEETINGS	
	Number of Meetings Attended	Number of Meetings Held*
M Baron-Hay	10	12
C Campbell	12	12
V De Luca OAM	8	12
J Drakos	2	2
C Feldmanis	2	2
D Fraser	11	12
R Havrlant	12	12
A McMaster	8	8
C Murphy	11	12
K Simmonds	7	10
L Sullivan	12	12
C Tynan	10	10
R Watson OAM	2	2

\* Reflects the number of meetings held during the time the director held office during the year.

### 3 Company Secretary

Mr Michael Anderson was appointed to the position of Company Secretary on 1 April 2014, and Mr Anderson is currently the Company's Chief Operating Officer and a Justice of the Peace for NSW.

### 4 Principal activities

The principal activities of the Company during the course of the financial year were to administer the sport of netball throughout New South Wales and the operation of Suncorp Super Netball (SSN) league clubs, the NSW Swifts and GIANTS Netball.

There were no significant changes in the nature of the activities of the Company during the year.

Company performance is regularly measured against:

- Key Performance Indicators contained in the Company's Strategic Plan;
- Analysis of growth and churn levels of membership and participation numbers;
- The financial results and on-court success of the NSW Swifts and GIANTS Netball SSN clubs;
- Delivery of programs to enhance retention and recruitment of players and volunteers throughout regional and metropolitan NSW;
- Feedback from member associations and other key stakeholders;
- Financial forecasts and budgets approved by the Directors;
- Commercial/sponsorship, membership, ticketing and court hire targets set;
- Performance and development of NSW teams in elite competitions; and
- Court usage levels at Netball Central for netball competitions, training and development programs and also non-netball activity.

# The New South Wales Netball Association Limited

## Directors' report (continued)

For the year ended 31 December 2019

### 5 Operating financial review

The profit from operating activities before depreciation and amortisation expenses and financing income amounted to \$223,683 (2018: \$298,782). The loss from ordinary activities after tax for the year amounted to \$1,714,464 (2018:\$1,535,845).

The Company's long term objectives are to promote, encourage and oversee the game of Netball from the junior to elite levels throughout New South Wales and to generally take such action as may be considered conducive to the best interests of the development of the game and the company's financial sustainability.

In order to ensure the long term objectives are being met, the Company will:

- Organise, conduct, and develop competitions within New South Wales from junior to elite levels;
- Design and execute a financial strategy for the NSW Swifts and GIANTS Netball;
- Promote, regulate and control all State level competition between affiliated associations;
- Select and manage netball teams to represent New South Wales in matches against teams representing other States and Territories of Australia and outside Australia;
- Affiliate with and support Netball Australia Limited or such other organisation as shall from time to time exist for the promotion, regulation and control of Netball throughout Australia;
- Work closely with and support Netball Australia and Super Netball Limited with regards to the SSN league and the improvement of the financial performance of this league including in relation to broadcast and commercial arrangements, which impact all clubs;
- Measure and monitor company performance against business plans and benchmarks set; and
- Maximise the usage of the Netball Central facility with both Netball and non-Netball related activities as considered appropriate.

The Company's short term objectives are to increase participation numbers at junior through to elite levels of the game throughout NSW and maximise the performance of the NSW Swifts and GIANTS Netball SSN clubs. We aim to provide a link into elite pathways of the sport, and to create and implement programs which will enhance the education of all participants (players, coaches, umpires, game officials etc) thus ensuring the sustainability and growth of the sport.

In order to ensure the short term objectives are met, the Company will:

- Provide opportunities for regular feedback from Association representatives to Netball NSW to support and enhance membership promotions;
- Review current affiliated association needs and document requirements;
- Ensure competitions remain relevant and consistent with recent reviews undertaken;
- In conjunction with Netball Australia develop and promote appropriate marketing campaigns to encourage young children to become current and future players and supporters;
- Measure and monitor performance at all levels against agreed targets and goals including commercial and sponsorship budgets set;
- Maximise the usage of the Netball Central facility with both Netball and non-Netball related activities as considered appropriate; and
- Monitor the performance of the NSW Swifts and GIANTS Netball in the SSN elite competition.

### 6 Significant changes in the state of affairs

In the opinion of the directors there were no significant changes in the state of affairs of the Company that occurred during the financial year under review.

# The New South Wales Netball Association Limited

## Directors' report (continued)

For the year ended 31 December 2019

### 7 Dividends

The Company is a non-profit organisation and is prevented by its constitution from paying dividends.

### 8 Environmental regulation

The Company's operations are not subject to any significant environmental regulations under either Commonwealth or State legislation.

### 9 Events subsequent to reporting date

There has not arisen in the interval between the end of the financial year and the date of this report any item, transaction or event, not outlined above, that is of a material and unusual nature likely, in the opinion of the directors of the Company, to affect significantly the operations of the Company, the results of those operations, or the state of affairs of the Company, in future financial years.

### 10 Likely developments

The directors do not anticipate any other particular development in the operations of the Company which will affect the result in subsequent years aside from the matters noted in the significant changes in the state of affairs section.

### 11 Indemnification and insurance of officers

The Company has provided for and paid premiums during the year for directors' and officers' liability and legal expenses insurance contracts.

### 12 Membership

The Company is incorporated and domiciled in Australia as a Company limited by guarantee. In accordance with the Constitution of the Company, every member of the Company undertakes to contribute an amount limited to \$1 per member in the event of the winding up of the Company during the time that he or she is a member or within one year thereafter. At 31 December 2019 there were 115,101 members (2018: 115,021 members).

### 13 Lead auditor's independence declaration

The lead auditor's independence declaration, as required under section 307C of the Corporations Act 2001, is set out on page 6 of this annual report and forms part of the directors' report for the financial year ending 31 December 2019.

This report is made with a resolution of the directors:

Dated at Sydney this 19th day of February 2020.



Louise Sullivan  
President



Andrew McMaster  
Director





## Lead Auditor's Independence Declaration under Section 307C of the Corporations Act 2001

To the Directors of New South Wales Netball Association Limited

I declare that, to the best of my knowledge and belief, in relation to the audit of New South Wales Netball Association Limited for the financial year ended 31 December 2019 there have been:

- i. no contraventions of the auditor independence requirements as set out in the *Corporations Act 2001* in relation to the audit; and
- ii. no contraventions of any applicable code of professional conduct in relation to the audit.

KPMG

Jonathan Rudman

*Partner*

Sydney

19 February 2020

# The New South Wales Netball Association Limited

## Statement of profit or loss and other comprehensive income

For the year ended 31 December 2019

	Note	2019 \$	2018 \$
Revenue from rendering of services	6	16,468,444	15,585,167
Revenue from sales of goods		27,170	37,000
<b>Total revenue</b>		<b>16,495,614</b>	<b>15,622,167</b>
Cost of goods sold		(20,528)	(31,150)
Employee expenses	5	(7,560,000)	(6,889,841)
Administration expenses		(850,849)	(805,464)
Netball Australia - Annual Contribution, NetSetGO Kits and		(1,314,948)	(1,261,084)
Insurance expenses		(763,713)	(698,531)
Netball Central operating expenses		(439,364)	(522,772)
Coaching, umpiring and sports development expenses		(355,777)	(331,808)
Competition and events (Non-SSN) expenses		(767,765)	(818,070)
Sports development grant expenses		(117,830)	(123,884)
ANL, state teams and academy expenses		(598,789)	(539,402)
NSW Swifts team expenses		(564,697)	(431,097)
GIANTS Netball team expenses		(584,547)	(644,006)
NSW Swifts membership, ticketing and events expenses		(674,638)	(530,472)
GIANTS Netball membership, ticketing and events expenses		(621,589)	(756,612)
Advertising, sponsorship, marketing and media expenses		(743,127)	(664,156)
Internal court hire/internal recharges expenses		(293,770)	(281,530)
(Loss)/gain on disposal of property, plant and equipment		-	6,495
<b>Total Expense</b>		<b>(16,271,931)</b>	<b>(15,323,384)</b>
<b>Earnings from operating activities before financing income and depreciation and amortisation</b>		<b>223,683</b>	<b>298,782</b>
Depreciation and amortisation		(1,901,502)	(1,838,260)
<b>Results from operating activities</b>		<b>(1,677,819)</b>	<b>(1,539,478)</b>
Interest income		13,416	20,171
Interest expense		(50,061)	(16,539)
<b>Net finance (expense)/income</b>		<b>(36,645)</b>	<b>3,632</b>
<b>Net loss for the period</b>		<b>(1,714,464)</b>	<b>(1,535,845)</b>

The statement of profit or loss and other comprehensive income is to be read in conjunction with the notes to the financial statements set out on pages 11 to 25.

# The New South Wales Netball Association Limited

## Statement of changes in equity

For the year ended 31 December 2019

	2019 \$	2018 Restated* \$
<b>Members' funds opening balance 1 January</b>	30,610,951	32,146,796
(Loss) / profit for the period	(1,714,464)	(1,535,845)
<b>Total comprehensive income for the period</b>	<u>(1,714,464)</u>	<u>(1,535,845)</u>
<b>Transactions with members, recorded directly in equity</b>	-	-
<b>Members' funds closing balance 31 December</b>	<u>28,896,487</u>	<u>30,610,951</u>

The statement of changes in equity is to be read in conjunction with the notes to the financial statements set out on pages 11 to 25.

\*Refer to note 21 for restatement



# The New South Wales Netball Association Limited

## Statement of financial position

As at 31 December 2019

	Note	2019	2018 Restated*
		\$	\$
<b>Assets</b>			
Cash and cash equivalents	8	1,872,611	1,711,662
Trade and other receivables	9	897,977	1,056,410
Inventories		5,290	5,360
Other assets	10	338,049	262,792
<b>Total current assets</b>		<b>3,113,927</b>	<b>3,036,224</b>
Sinking fund	10	225,000	225,000
Right of Use Asset	11	765,886	-
Property, plant and equipment	12	28,776,122	30,318,438
<b>Total non-current assets</b>		<b>29,767,007</b>	<b>30,543,438</b>
<b>Total assets</b>		<b>32,880,934</b>	<b>33,579,662</b>
<b>Liabilities</b>			
Trade and other payables	13	2,493,471	2,172,412
Loans and borrowings	14	127,025	155,748
Lease Liability	15	62,534	-
Employee benefits	16	334,078	299,364
<b>Total current liabilities</b>		<b>3,017,108</b>	<b>2,627,524</b>
Loans and borrowings	14	151,648	278,672
Lease Liability	15	711,786	-
Employee benefits	16	103,905	62,516
<b>Total non-current liabilities</b>		<b>967,339</b>	<b>341,188</b>
<b>Total liabilities</b>		<b>3,984,447</b>	<b>2,968,712</b>
<b>Net assets</b>		<b>28,896,487</b>	<b>30,610,951</b>
<b>Members' funds</b>			
Members equity and retained profits		28,896,487	30,610,951
<b>Total members' funds</b>		<b>28,896,487</b>	<b>30,610,951</b>

The statement of financial position is to be read in conjunction with the notes to the financial statements set out on pages 11 to 25.

\*Refer to note 21 for restatement

# The New South Wales Netball Association Limited

## Statement of cash flows

For the year ended 31 December 2019

	Note	2019	2018
<b>Cash flows from operating activities</b>			
Cash receipts from customers, members and sponsors		18,319,452	17,390,366
Cash paid to suppliers and employees		(17,659,488)	(17,094,470)
Interest received		13,416	20,171
<b>Net cash from operating activities</b>		<b>673,380</b>	<b>316,067</b>
<b>Cash flows from investing activities</b>			
Proceeds from sale of property, plant and equipment		-	22,101
Acquisition of property, plant and equipment		(319,658)	(563,261)
Proceeds to sinking fund		-	(75,000)
<b>Net cash used in investing activities</b>		<b>(319,658)</b>	<b>(616,160)</b>
<b>Cash flows from financing activities</b>			
Net (repayment)/proceeds from loans and borrowings		(142,712)	270,291
Interest paid		(50,061)	(16,539)
<b>Net cash (used in)/from financing activities</b>		<b>(192,773)</b>	<b>253,752</b>
Net increase/(decrease) in cash and cash equivalents		160,949	(46,341)
Cash and cash equivalents at 1 January		1,711,662	1,758,003
<b>Cash and cash equivalents at 31 December</b>	8	<b>1,872,611</b>	<b>1,711,662</b>

The statement of financial position is to be read in conjunction with the notes to the financial statements set out on pages 11 to 25.

# The New South Wales Netball Association Limited

## Notes to the financial statements

For the year ended 31 December 2019

### 1 Reporting entity

The New South Wales Netball Association Limited (the "Company") is a company domiciled in Australia.

The Company is a not-for-profit entity and is primarily involved in administering the sport of netball throughout New South Wales.

### 2 Basis of preparation

#### (a) Statement of compliance

The financial statements are Tier 2 general purpose financial statements which have been prepared in accordance with Australian Accounting Standards – Reduced Disclosure Requirements adopted by the Australian Accounting Standards Board and the Corporations Act 2001. These financial statements comply with Australian Accounting Standards – Reduced Disclosure Requirements.

This is the first set of the Company's annual financial statements in which AASB 15 Revenue from Contracts with Customers, AASB 1058 Income of Not-for-Profit entities and AASB 16 Leases has been applied. Changes to significant accounting policies are described in Note 2 (f).

The financial statements were approved by the Board of Directors on 19th February 2020.

#### (b) Basis of measurement

The financial statements have been prepared on the historical cost basis.

#### (c) Functional and presentation currency

These financial statements are presented in Australian dollars, which is the Company's functional currency.

#### (d) Use of estimates and judgements

The preparation of financial statements requires management to make judgements, estimates and assumptions that affect the application of accounting policies and the reported amounts of assets, liabilities, income and expenses. Actual results may differ from these estimates.

Estimates and underlying assumptions are reviewed on an ongoing basis. Revisions to accounting estimates are recognised in the period in which the estimate is revised and in any future periods affected.

#### (e) New standards and interpretations not yet adopted

A number of new standards are effective for annual periods beginning after 1 January 2019 and earlier application is permitted, however, the Company has not early adopted the new or amended standards in preparing these financial statements.

Of those standards that are not yet effective there are none which are expected to have a significant impact on the Company's financial statements in the period of initial application.



# The New South Wales Netball Association Limited

## Notes to the financial statements (continued)

For the year ended 31 December 2019

### 2 Basis of preparation (continued)

#### (f) Changes in significant accounting policies

##### **AASB 15 Revenue from Contracts with Customers and AASB 1058 Income of Not-for-profit Entities**

The Company has adopted AASB 15 Revenue from contracts with Customers and AASB 1058 Income of Not-for-profit Entities for the first time in the current year with a date of initial application of 1 January 2019. The key changes to Company's accounting policies and the impact on the financial report from applying AASB 15 and AASB 1058 are described below.

The Company has applied AASB 15 and AASB 1058 using the modified retrospective (cumulative catch-up) method which means the comparative information has not been restated and continues to be reported under AASB 111 Construction Contracts, AASB 118 Revenue, AASB 1004 Contributions and related interpretations. All adjustments on adoption of AASB 15 and AASB 1058 have been taken to accumulated funds at 1 January 2019.

##### *Nature of change in accounting policy from adoption of AASB 15 and AASB 1058*

The following changes to accounting policy occurred for the Company on adoption of AASB 15 and AASB 1058.

##### *Grants – operating*

*Under AASB 1004, most grant income was initially recognised as a liability and revenue was recognised as services are performed or conditions fulfilled. Revenue from non-reciprocal grants is recognised when the company obtains control of the funds. Under AASB 1058 and AASB 15, where an agreement is enforceable and contains sufficiently specific performance obligations, the revenue is either recognised over time as the work is performed or recognised at the point in time that the control of the services pass to the customer.*

*Having reviewed the grants received, all grants fall into AASB 1058. There were no material impact noted on the recognition and measurement of revenue for the year end.*

##### **Adoption of AASB 16 Leases**

##### *General impact of application of AASB 16 Leases*

The Company has applied AASB 16 initially from 1 January 2019, using the modified retrospective approach.

AASB 16 introduces new requirements with respect to lease accounting by removing the distinction between operating and finance leases, requiring the recognition of a right-of-use asset and a lease liability at commencement for all leases except for short-term leases, being less than 12 months and leases of low-value assets.

AASB 16 replaces existing leases guidance, including AASB 117, Leases, IFRIC 4 Determining whether an Arrangement contains a Lease, SIC-15 Operating Leases - Incentives and SIC-27 Evaluation the Substance of Transactions Involving the Legal Form of a Lease.

The New South Wales Netball Association Limited  
Notes to the financial statements (continued)  
For the year ended 31 December 2019

**2 Basis of preparation (continued)**

**(f) Changes in significant accounting policies (continued)**

**Adoption of AASB 16 Leases (continued)**

*Impact of the definition of a new lease*

The change in definition of a lease mainly relates to the concept of control, AASB 16 determines whether a contract contains a lease on the basis of whether the customer has the right to control the use of an identified asset for a period of time in exchange for consideration.

On transition to AASB 16, the Company elected to apply the practical expedient to grandfather the assessment of which transactions are leases. The Company applied AASB 16 only to contracts that were previously identified as leases. Contracts that were not identified as leases under AASB 117 and AASB Interpretation 4 were not reassessed for whether there is a lease under AASB 16. Therefore, the definition of a lease under AASB 16 was applied only to contracts entered into or changed on or after 1 January 2019.

*Leases in which the Company is a lessee*

Previously, under AASB 117 for the comparative period, all leases were classified as operating leases and were not recognised in the Company's statement of financial position. The Company recognised operating lease expenses on a straight-line basis over the term of the lease.

Under AASB 16, the Company recognises new right-of-use assets and lease liabilities for its operating leases of rented premises. The nature of expenses related to those leases has changed because the Company will recognise a depreciation charge for a right-of-use assets and interest expense on lease liabilities. Lease incentives, if relevant, are recognised as part of the measurement of the right-of-use assets and lease liabilities.

For short-term leases (lease term of 12 months or less) and leases of low-value assets, the Company has opted to recognise a lease expense on a straight-line basis as permitted by AASB 16. This expense is presented within other expenses in the statement of profit or loss.

*Financial impact of initial application of AASB 16*

Upon adoption of AASB 16, on initial application as at 1 January 2019, the Company has recognised additional lease liabilities of \$805,413 and corresponding right-of-use assets of \$805,413.

When measuring these lease liabilities, the Company discounted lease payments using a borrowing rate of 4%.

	<b>As at 1 Jan 2019</b>
Operating lease commitment as at 31 December 2018	2,842,300
Recognition exemption for leases with less than 12 months of lease term at transition	25,380
Operating lease commitment as at 1 January 2019 (excluding less than 12 months leases)	<u>2,816,920</u>
<b>Lease liability discounted using the borrowing rate as at 1 January 2019</b>	<u><b>805,413</b></u>

The New South Wales Netball Association Limited  
Notes to the financial statements (continued)  
For the year ended 31 December 2019

**3 Significant accounting policies**

The accounting policies set out below have been applied consistently to all periods presented in these financial statements. Certain comparative amounts have been reclassified to conform with the current year's presentation.

**(a) Property, plant and equipment**

**(i) Owned assets**

Items of property, plant and equipment are stated at cost less accumulated depreciation (see below) and impairment losses (see accounting policy (e)).

Where parts of an item of property, plant and equipment have different useful lives, they are accounted for as separate items of property, plant and equipment.

Intangible assets, other than goodwill and expenditure on research and development that are acquired by the Company and have finite useful lives are measured at cost less accumulated depreciation and any accumulated impairment losses.

**(ii) Subsequent costs**

The Company recognises in the carrying amount of an item of property, plant and equipment the cost of replacing part of such an item when that cost is incurred if it is probable that the future economic benefits embodied within the item will flow to the Company and the cost of the item can be measured reliably. All other costs are recognised in the income statement as an expense as incurred.

**(iii) Depreciation**

Depreciation is charged to the income statement on a diminishing value basis over the estimated useful lives of each part of an item of property, plant and equipment. The estimated useful lives in the current and comparative periods are as follows:

	<b>2019</b>	<b>2018</b>
Buildings	25 years	25 years
Cafe Fit-out	5 years	5 years
Furniture and fittings	5-11 years	5-11 years
Equipment	3-11 years	3-11 years
Motor vehicles	4 years	3 years
Website development and software	3 years	3 years
ROU asset	3-94 years	-

The residual value, if not insignificant, is reassessed annually.

# The New South Wales Netball Association Limited

## Notes to the financial statements (continued)

For the year ended 31 December 2019

### 3 Significant accounting policies (continued)

#### (b) Trade and other receivables

Trade and other receivables are stated at their cost less impairment losses (see accounting policy (e(i))).

#### (c) Inventories

Inventories are stated at the lower of cost and net realisable value. Net realisable value is the estimated selling price in the ordinary course of business, less the estimated costs of completion and selling expenses.

#### (d) Cash and cash equivalents

Cash and cash equivalents comprise cash balances and call deposits.

#### (e) Sinking Fund

Under the terms of its Lease Agreement (Lease) with the Sydney Olympic Park Authority (SOPA) for Netball Central, the Company is required to make annual contributions to a Sinking Fund (Fund) for the facility and these funds are held on the behalf of the Landlord (SOPA). The Fund will only be used to fund the scheduled capitalised maintenance works for the facility in accordance with the lease and the SOPA approved Asset Management Plan (Plan) for the facility. All Fund contributions will be subject to the terms and conditions of the lease agreement and the Plan, and all contributions are up to date at year end.

In accordance with the Lease, the company undertook a review and update of the Plan during 2019, as per the requirement to review the Plan every five years. The review was undertaken by consultant Asset Technologies Pacific.

#### (f) Impairment

The carrying amounts of the Company's assets, other than inventories (see accounting policy (c)), are reviewed at each balance sheet date to determine whether there is any indication of impairment. If any such indication exists, the asset's recoverable amount is estimated (see accounting policy (e(i))).

An impairment loss is recognised whenever the carrying amount of an asset or its cash-generating unit exceeds its recoverable amount. Impairment losses are recognised in the income statement, unless an asset has previously been revalued, in which case the impairment loss is recognised as a reversal to the extent of that previous revaluation with any excess recognised through profit or loss.

Impairment losses recognised in respect of cash-generating units are allocated first to reduce the carrying amount of any goodwill allocated to cash-generating units (group of units) and then, to reduce the carrying amount of the other assets in the unit (group of units) on a pro rata basis.

##### (i) Calculation of recoverable amount

The recoverable amount of the Company's investments in receivables carried at amortised cost is calculated as the present value of estimated future cash flows, discounted at the original effective interest rate (i.e., the effective interest rate computed at initial recognition of these financial assets). Receivables with a short duration are not discounted.

The recoverable amount of other assets is the greater of their fair value less costs to sell and value in use. In assessing value in use, the estimated future cash flows are discounted to their present value using a pre-tax discount rate that reflects current market assessments of the time value of money and the risks specific to the asset. For an asset that does not generate largely independent cash inflows, the recoverable amount is determined for the cash-generating unit to which the asset belongs.



# The New South Wales Netball Association Limited

## Notes to the financial statements (continued)

For the year ended 31 December 2019

### 3 Significant accounting policies (continued)

#### (f) Impairment (continued)

##### (ii) Reversals of impairment

An impairment loss in respect of a receivable carried at amortised cost is reversed if the subsequent increase in recoverable amount can be related objectively to an event occurring after the impairment loss was recognised.

An impairment loss in respect of other assets is reversed if there has been a change in the estimates used to determine the recoverable amount.

An impairment loss is reversed only to the extent that the asset's carrying amount does not exceed the carrying amount that would have been determined, net of depreciation or amortisation, if no impairment loss had been recognised.

#### (g) Employee benefits

##### (i) Defined contribution plans

Obligations for contributions to defined contribution plans are recognised as an expense in the profit or loss in the period during which services are rendered by employees. Prepaid contributions are recognised as an asset to the extent that a cash refund or a reduction in future payment is available.

##### (ii) Long-term service benefits

The Company's net obligation in respect of long-term service benefits, other than pension plans, is the amount of future benefit that employees have earned in return for their service in the current and prior periods. The obligation is calculated using expected future increases in wage and salary rates including related on-costs and expected settlement dates, and is discounted using the rates attached to the Commonwealth Government bonds at the balance sheet date which have maturity dates approximating to the terms of the Company's obligations.

##### (iii) Wages, salaries, annual leave, sick leave and non-monetary benefits

Liabilities for employee benefits for wages, salaries, annual leave and sick leave that are expected to be settled within 12 months of the reporting date represent present obligations resulting from employees' services provided to reporting date, are calculated at undiscounted amounts based on remuneration wage and salary rates that the Company expects to pay as at reporting date including related on-costs, such as workers compensation insurance and payroll tax.

# The New South Wales Netball Association Limited

## Notes to the financial statements (continued)

For the year ended 31 December 2019

### 3 Significant accounting policies (continued)

#### (h) Trade and other payables

Trade and other payables are stated at cost.

#### (i) Revenue

*Revenue recognition policy for revenue from contracts with customers (AASB 15)*

AASB 15 requires revenue to be recognised when control of a promised good or service is passed to the customer at an amount which reflects the expected consideration. The customer for these contracts is the fund provider. Revenue is recognised by applying a five-step model as follows:

- 1 Identify the contract with the customer
- 2 Identify the performance obligations
- 3 Determine the transaction price
- 4 Allocate the transaction price
- 5 Recognise revenue

Generally the timing of the payment for sale of goods and rendering of services corresponds closely to the timing of satisfaction of the performance obligations, however where there is a difference, it will result in the recognition of a receivable, contract asset or contract liability.

None of the revenue streams of the company have any significant financing terms as there is less than 12 months between receipt of funds and satisfaction of performance obligations.

#### **Sale of goods**

Revenue from the sale of goods is measured at the fair value of the consideration received or receivable, net of returns and allowances, trade discounts and volume rebates. Revenue is recognised when there is persuasive evidence, usually in the form of executed sales agreements, that the significant risks and rewards of ownership have been transferred to the buyer, recovery of the consideration is probable, the associated costs and possible return of goods can be estimated reliably, and there is no continuing management involvement with the goods.

#### **Rendering of services**

Rendering of services revenue represents revenue earned from the Company's trading activities, including membership, sponsorship and gate receipts. Revenue from services rendered is recognised in profit or loss when the performance obligation is satisfied.

*Revenue recognition policy for revenue streams which are either not enforceable or do not have sufficiently specific performance obligations (AASB 1058)*

#### **Grant income**

Assets arising from grants in the scope of AASB 1058 are recognised at their fair value when the asset is received. These assets are generally cash.

Once the asset has been recognised, the Company recognises any related liability amounts (e.g. provisions, financial liabilities).

Once the assets and liabilities have been recognised then income is recognised for any difference between the recorded asset and liability.

# The New South Wales Netball Association Limited

## Notes to the financial statements (continued)

For the year ended 31 December 2019

### 3 Significant accounting policies (continued)

#### (j) Finance income and expenses

Finance income comprises interest income on funds invested and interest income is recognised as it accrues, using the effective interest method.

Finance expenses comprise interest expense on borrowings and lease liabilities. All borrowing costs are recognised in profit or loss using the effective interest method. Interest expenses includes interest in relation to lease liabilities and its calculated based on the bank borrowing rate of a 1-2 year term as appropriate for the lease contract, with a range of 4% on current leases held.

#### (k) Segment reporting

A segment is a distinguishable component of the Company that is engaged either in providing products or services (business segment), or in providing products or services within a particular economic environment (geographical segment), which is subject to risks and rewards that are different from those of other segments.

#### (l) Goods and services tax

Revenue, expenses and assets are recognised net of the amount of goods and services tax (GST), except where the amount of GST incurred is not recoverable from the taxation authority. In these circumstances, the GST is recognised as part of the cost of acquisition of the asset or as part of the expense.

Receivables and payables are stated with the amount of GST included. The net amount of GST recoverable from, or payable to, the taxation authority is included as a current asset or liability in the statement of financial position.

Cash flows are included in the statement of cash flows on a gross basis. The GST components of cash flows arising from investing and financing activities which are recoverable from, or payable to, the taxation authority are classified as operating cash flows.

#### (m) Income tax

No provision for income tax has been made in the accounts because of the exemption allowed under Section 50-45 of the Income Tax Assessment Act (1997).

# The New South Wales Netball Association Limited

## Notes to the financial statements (continued)

For the year ended 31 December 2019

### 4 Determination of fair values (AASB 9)

#### (i) *Non-derivative financial assets*

##### *Financial instruments and contract assets*

The Company recognises loss allowances for expected losses on:

- financial assets measured at amortised cost;
- debt investments measured at fair value through other comprehensive income; and
- contract assets.

The Company measures loss allowances at an amount equal to lifetime expected credit losses. Loss allowances for trade receivables and contract assets are always measured at amount equal to lifetime expected credit losses.

When determining whether the credit risk of a financial asset has increased significantly since initial recognition and when estimating expected credit losses, the Company considers reasonable and supportable information that is relevant and available without undue cost or effort. This includes both quantitative and qualitative information and analysis, based on the Company's historical experience and informed credit assessment and including forward-looking information.

The Company assumes that the credit risk on a financial asset has increased significantly if it is more than 30 days past due.

The Company considers a financial asset to be in default when:

- the borrower is unlikely to pay its credit obligations to the Company in full, without recourse by the Company to actions such as realizing security (if any is held);
- or the financial asset is more than 90 days past due.

12-month expected credit losses are the portion of credit losses that result from default events that are possible within the 12 months after the reporting date (or a shorter period if the expected life of the instrument is less than 12 months).

The maximum period considered when estimating expected credit losses is the maximum contractual period over which the Company is exposed to credit risk.

##### *Measurement of expected credit losses*

Credit losses are a probability-weighted estimate of credit losses. Credit losses are measured as the present value of all cash shortfalls (i.e. the difference between the cash flows due to the entity in accordance with the contract and the cash flows that the Company expects to receive). Credit losses are discounted at the effective interest rate of the financial asset.

##### *Presentation of allowance for expected credit losses in the statement of financial position*

Loss allowances for financial assets measured at amortised cost are deducted from the gross carrying amount of the assets.

For debt securities at fair value through other comprehensive income, the loss allowance is charged to profit or loss and is recognised in other comprehensive income.

##### *Write-off*

The gross carrying amount of a financial asset is written off when the Company has no reasonable expectations of recovering a financial asset in its entirety or a portion thereof. The Company expects no significant recovery from the amount written off.



# The New South Wales Netball Association Limited

## Notes to the financial statements (continued)

For the year ended 31 December 2019

	2019 \$	2018 \$
<b>5 Employee expenses</b>		
Wages and salaries	6,458,444	5,924,526
Superannuation contributions	574,220	535,885
Increase in provision for employee benefits	124,834	87,030
Payroll tax	343,903	317,816
Fringe benefits tax	45,599	11,584
Directors' fees (honorarium)	13,000	13,000
	<u>7,560,000</u>	<u>6,889,841</u>
<b>6 Revenue from rendering of services</b>		
Affiliation, capitation and NetSetGo fees	7,241,203	6,900,155
Sports Development Grants income	162,312	241,447
Sponsorship income	4,051,572	3,551,969
Netball Central income	1,102,021	1,121,277
Umpiring, coaching and sports development income	528,537	471,697
Competitions and events income	794,674	866,202
ANL, State Teams and Academies income	99,167	119,820
Suncorp Super Netball grant and royalties (NSW Swifts and Giants Netball)	830,000	800,000
NSW Swifts membership, ticketing and events income	829,387	704,356
GIANTS membership, ticketing and events income	779,920	796,460
Other income	49,651	11,785
	<u>16,468,444</u>	<u>15,585,167</u>
<b>7 Auditor's remuneration</b>		
<b>Audit services</b>		
<b>KPMG</b>		
Audit and review of financial reports	31,500	27,800
	<u>31,500</u>	<u>27,800</u>
<b>Other services</b>		
<b>KPMG</b>		
Tax services	14,333	-
Other assurance services	1,500	1,500
	<u>15,833</u>	<u>1,500</u>
<b>8 Cash and cash equivalents</b>		
Cash at bank and on hand	194,388	760,164
Deposits at call	1,678,223	951,498
	<u>1,872,611</u>	<u>1,711,662</u>
<b>9 Trade and other receivables</b>		
Trade receivables	897,977	1,056,410
	<u>897,977</u>	<u>1,056,410</u>

# The New South Wales Netball Association Limited

## Notes to the financial statements (continued)

For the year ended 31 December 2019

	2019 \$	2018 \$
<b>10 Other assets</b>		
Prepayments	179,878	68,258
BBX Trade Dollars	229,367	235,189
Provision for impairment of BBX Trade Dollars	(114,683)	(70,557)
Contra Asset	43,487	29,902
	<u>338,049</u>	<u>262,792</u>
<b>Non-Current</b>		
Sinking Fund – Netball Central	225,000	225,000
	<u>225,000</u>	<u>225,000</u>

## 11 Right-of-use assets

Right-of-use assets	765,886	-
Net carrying value	<u>765,886</u>	<u>-</u>

Amounts recognised in the Statement of Profit or Loss

Depreciation expense	39,528	-
Interest expense	31,442	-
Expenses relating to variable lease payments not included in the measurement of the lease liability	<u>70,970</u>	<u>-</u>

The total cash outflow in relation to lease payments amounted to \$62,534.

AASB 16, Leases, has been adopted with a modified retrospective transition approach so there is no right-of-use assets recognised for the comparative year to 31 December 2019.

The New South Wales Netball Association Limited  
Notes to the financial statements (continued)  
For the year ended 31 December 2019

12 Property, plant and equipment

	Buildings	Café Fit-Out	Furniture and fittings	Equipment	Motor Vehicles	Intangible Asset	Total
	\$	\$	\$	\$	\$	\$	\$
<b>Cost</b>							
Balance at 1 January 2019	35,718,548	158,807	272,509	1,154,304	207,546	26,100	37,537,814
Additions	16,487	-	21,563	281,608			319,658
Balance at 31 December 2019	35,735,035	158,807	294,072	1,435,912	207,546	26,100	37,857,472
<b>Depreciation and impairment losses</b>							
Balance at 1 January 2019	6,248,810	63,435	112,174	702,587	66,270	26,100	7,219,376
Depreciation for the year	1,578,024	16,014	32,168	189,811	45,958	-	1,861,974
Balance at 31 December 2019	7,826,834	79,449	144,342	892,398	112,228	26,100	9,081,350
<b>Carrying amount</b>							
At 1 January 2019	29,469,738	95,372	160,335	451,717	141,276	-	30,318,438
At 31 December 2019	27,908,202	79,358	149,730	543,515	95,318	-	28,776,122

# The New South Wales Netball Association Limited

## Notes to the financial statements (continued)

For the year ended 31 December 2019

	2019 \$	2018 \$
<b>13 Trade and other payables</b>		
Trade payables	386,811	691,415
Other payables and accrued expenses	913,438	708,068
Income received in advance	1,193,222	772,929
	<u>2,493,471</u>	<u>2,172,412</u>
<b>14 Loans and borrowings</b>		
Current liabilities		
Bank loans	127,025	155,748
	<u>127,025</u>	<u>155,748</u>
Non-current liabilities		
Bank loans	151,648	278,672
	<u>151,648</u>	<u>278,672</u>
<b>15 Lease liabilities</b>		
Amounts due for settlement within less than 12 months (current liabilities)	62,534	-
Amounts due for settlement in more than 12 months (non-current liabilities)	711,786	-
	<u>774,320</u>	<u>-</u>
AASB 16 Leases has been adopted with a modified retrospective transition approach so there are no disclosures for the comparative period.		
<b>16 Employee benefits</b>		
<b>Current</b>		
Liability for annual leave	280,305	250,898
Liability for long service leave	53,773	48,466
	<u>334,078</u>	<u>299,364</u>
<b>Non-current</b>		
Liability for long service leave	103,905	62,516
	<u>103,905</u>	<u>62,516</u>
<b>17 Segment reporting</b>		

The Company's principal activity is the promotion of netball in New South Wales. The New South Wales Netball Association's principal place of operation is Netball Central, Sydney Olympic Park, Australia.



# The New South Wales Netball Association Limited

## Notes to the financial statements (continued)

For the year ended 31 December 2019

	2019 \$	2018 \$
<b>18 Related parties</b>		
<b>Key management personnel compensation</b>		
The key management personnel compensation included in "Employee expenses" are as follows:		
Short-term employee benefits	1,513,039	1,355,918

### Other key management personnel transactions with the company

Director-related entities

Goods purchased from Cartridge World Parramatta,  
a director-related entity of C Campbell

49,802	43,289
--------	--------

As approved by Council at the Annual General Meeting on 30 March 2019, an honorarium of \$5,000 was paid to President and \$1,000 to all other directors of the company during the year.

From time to time, directors of the Company may purchase goods from the Company or participate in other Association activities. These purchases and participations are on the same terms and conditions as those entered into by other Company employees or customers and are trivial or domestic in nature.

Apart from the details disclosed above in this note, no other director has entered into a material contract with the Company during the year or since the end of the previous financial year and there were no material contracts involving other directors' interests existing at year-end.

There has not arisen in the interval between the end of the financial year and the date of this report any item, transaction or event of a material and unusual nature likely, in the opinion of the directors of the Company, to affect significantly the operations of the Company, the results of those operations, or the state of affairs of the Company, in future financial years.

### 19 Subsequent Events

There has not arisen in the interval between the end of the financial year and the date of this report any item, transaction or event of a material and unusual nature likely, in the opinion of the directors of the Company, to affect significantly the operations of the Company, the results of those operations, or the state of affairs of the Company, in future financial years.

### 20 Company details

The Company is incorporated and domiciled in Australia as a Company limited by guarantee. In accordance with the Constitution of the Company, every member of the Company undertakes to contribute an amount limited to \$1 per member in the event of the winding up of the Company during the time that he or she is a member or within one year thereafter. At 31 December 2019 there were 115,101 members (2018: 115,021 members).

The registered office of the Company is Netball Central, 2 Olympic Boulevard, Sydney Olympic Park, NSW 2127.

# The New South Wales Netball Association Limited

## Notes to the financial statements (continued)

For the year ended 31 December 2019

### 21 Restatement

In these financial statements the Company has restated previously reported balances in respect of the year ended 31 December 2018 to correct a provision that was not required. The error has been corrected by adjusting comparative in this financial report between each of the effected financial statement line items as at 31 December 2018. The following tables summarise the impacts on the Company's financial statements.

#### *Statement of financial position*

31 December 2018	Impact of correction of error		
	As previously reported	Adjustments	As restated
Provisions	706,343	(706,343)	-
<b>Total current liabilities</b>	3,333,867	(706,343)	2,627,524
<b>Total liabilities</b>	3,675,055	(706,343)	2,968,712
<b>Net Assets</b>	29,904,608	706,343	30,610,951
Members equity and retained profits	29,904,608	706,343	30,610,951
<b>Total members' funds</b>	29,904,608	706,343	30,610,951

There is no impact on the 2019 Statement of profit or loss and other comprehensive income and Statement of cash flows.

## The New South Wales Netball Association Limited

### Directors' declaration

In the opinion of the directors of The New South Wales Netball Association Limited (the Company):

- (a) the Company is not publically accountable;
- (b) the financial statements and notes that are contained in pages 7 to 25, are in accordance with the Corporations Act 2001, including:
  - (i) giving a true and fair view of the Company's financial position as at 31 December 2019 and of their performance for the financial year ended on that date; and
  - (ii) complying with Australian Accounting Standards - Reduced Disclosure Requirements and the Corporations Regulations 2001; and
- (c) there are reasonable grounds to believe that the Company will be able to pay its debts as and when they become due and payable.

Signed in accordance with a resolution of Directors.



Louise Sullivan  
President



Andrew McMaster  
Director

Dated at Sydney this 19th day of February 2020



# Independent Auditor's Report

To the Members of New South Wales Netball Association Limited

## Opinion

We have audited the **Financial Report** of New South Wales Netball Association Limited (the Company).

In our opinion, the accompanying Financial Report of the Company is in accordance with the *Corporations Act 2001*, including:

- giving a true and fair view of the Company's financial position as at 31 December 2019 and of its financial performance for the year ended on that date; and
- complying with *Australian Accounting Standards - Reduced Disclosure Requirements* and the *Corporations Regulations 2001*.

The **Financial Report** comprises:

- Statement of financial position as at 31 December 2019
- Statement of profit or loss and other comprehensive income, Statement of changes in equity, and Statement of cash flows for the year then ended
- Notes including a summary of significant accounting policies
- Directors' Declaration.

## Basis for opinion

We conducted our audit in accordance with *Australian Auditing Standards*. We believe that the audit evidence we have obtained is sufficient and appropriate to provide a basis for our opinion.

Our responsibilities under those standards are further described in the *Auditor's responsibilities for the audit of the Financial Report* section of our report.

We are independent of the Company in accordance with *the Corporations Act 2001* and the ethical requirements of the *Accounting Professional and Ethical Standards Board's APES 110 Code of Ethics for Professional Accountants* (the Code) that are relevant to our audit of the Financial Report in Australia. We have fulfilled our other ethical responsibilities in accordance with the Code.





## Other Information

Other Information is financial and non-financial information in New South Wales Netball Association Limited's annual reporting which is provided in addition to the Financial Report and the Auditor's Report. The Directors are responsible for the Other Information.

Our opinion on the Financial Report does not cover the Other Information and, accordingly, we do not express an audit opinion or any form of assurance conclusion thereon.

In connection with our audit of the Financial Report, our responsibility is to read the Other Information. In doing so, we consider whether the Other Information is materially inconsistent with the Financial Report or our knowledge obtained in the audit, or otherwise appears to be materially misstated.

We are required to report if we conclude that there is a material misstatement of this Other Information, and based on the work we have performed on the Other Information that we obtained prior to the date of this Auditor's Report we have nothing to report.

## Responsibilities of the Directors for the Financial Report

The Directors are responsible for:

- preparing the Financial Report that gives a true and fair view in accordance with *Australian Accounting Standards - Reduced Disclosure Requirements* and the *Corporations Act 2001*
- implementing necessary internal control to enable the preparation of a Financial Report that gives a true and fair view and is free from material misstatement, whether due to fraud or error
- assessing the Company's ability to continue as a going concern and whether the use of the going concern basis of accounting is appropriate. This includes disclosing, as applicable, matters related to going concern and using the going concern basis of accounting unless they either intend to liquidate the Company or to cease operations, or have no realistic alternative but to do so.

## Auditor's responsibilities for the audit of the Financial Report

Our objective is:

- to obtain reasonable assurance about whether the Financial Report as a whole is free from material misstatement, whether due to fraud or error; and
- to issue an Auditor's Report that includes our opinion.

Reasonable assurance is a high level of assurance, but is not a guarantee that an audit conducted in accordance with *Australian Auditing Standards* will always detect a material misstatement when it exists.



Misstatements can arise from fraud or error. They are considered material if, individually or in the aggregate, they could reasonably be expected to influence the economic decisions of users taken on the basis of the Financial Report.

A further description of our responsibilities for the audit of the Financial Report is located at the *Auditing and Assurance Standards Board* website at:

[http://www.auasb.gov.au/auditors\\_responsibilities/ar4.pdf](http://www.auasb.gov.au/auditors_responsibilities/ar4.pdf). This description forms part of our Auditor's Report.

A handwritten signature of the KPMG representative, appearing as 'KPMG' in a stylized, cursive script.

KPMG

A handwritten signature of Jonathan Rudman, appearing as 'JR' in a stylized, cursive script.

Jonathan Rudman

*Partner*

Sydney

19 February 2020

This page has been left blank intentionally.







[nsw.netball.com.au](http://nsw.netball.com.au) | (02) 9951 5000

Netball Central, 2 Olympic Boulevard  
Sydney Olympic Park NSW 2127  
PO Box 396, Lidcombe NSW 1825