

2020 Netball Participation Survey Insights - SYDNEY METRO



This study was undertaken by the SPRINT group at the University of Sydney

WHO PLAYED



99%
are female

3.6%

of Netball players identify
as **Aboriginal or Torres
Strait Islander**



7.5%
of players were
born overseas



76.2%

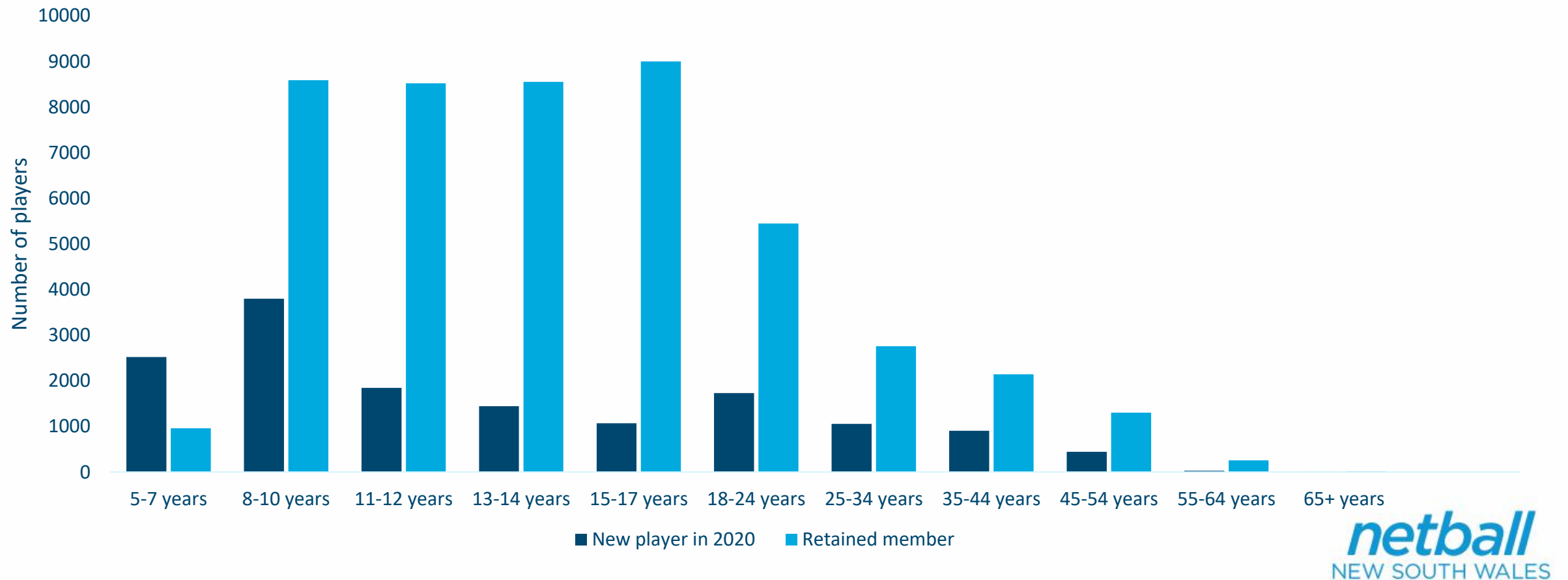
Retention

of members in the
region had played
in 2018 or 2019 too



**16% live in
disadvantaged areas**

Participation across all ages, by retention status



Membership Insights – Metro

WHAT DOES PARTICIPATION LOOK LIKE?



of all netball sessions per year were played through a Club/ Association in the region



OF NETBALL PER WEEK,
MOSTLY OVER 2 DAYS

68% of
players identify
as **“Netballers”**



HALF (52%) of players Annual Sport and recreation sessions were gained by **playing netball**
But still 51% of players a ‘minimally active’ or ‘inactive’



Swimming



Gymnastics



Dance

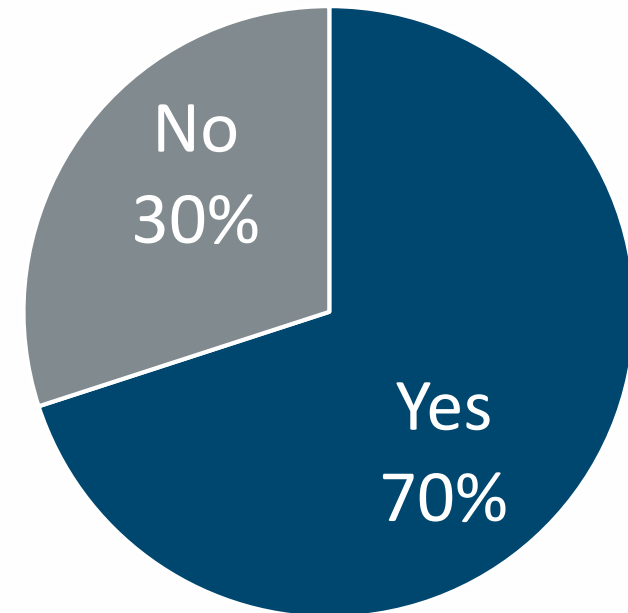
were also popular activities among netball players.

Active Kids voucher use for registration

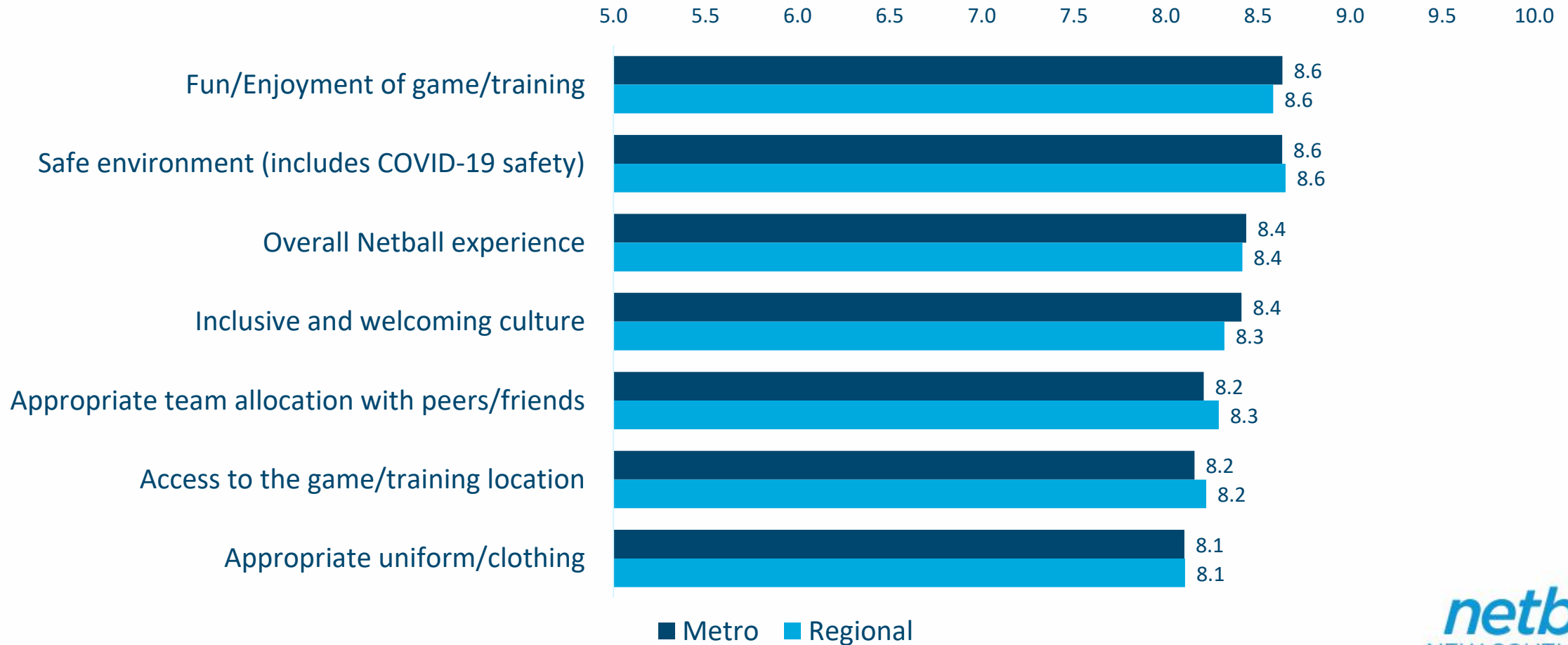
Groups most likely to use a voucher were

- Kids over 11years old
- Girls
 - Only 19% of boys used a voucher
- Kids born in Australia
- Non-Indigenous kids
- Kids with a disability
- Kids who played netball last year
 - Only 48% of new players used an Active Kids voucher

Active Kids voucher Use



Rating of experience playing Netball



Membership Insights – Metro

MAIN REASONS TO PLAY



**FOR FUN/
ENJOYMENT**



**TO BE PART
OF A TEAM**



**TO IMPROVE
FITNESS AND
PERFORMANCE**



**TO PLAY
COMPETITIVELY**

Membership Insights – Metro

MAIN REASONS TO BE CONSIDERING QUITTING

NOT FUN/ ENJOYABLE
ANYMORE

INJURY OR FEAR
OF INJURY

LACK OF CONNECT WITH
OTHER TEAM MEMBERS

TRYING A DIFFERENT
SPORT

78%
OF SURVEY
PARTICIPANTS
WERE PLANNING
TO CONTINUE
PLAYING NEXT
YEAR

Impacts of netball

