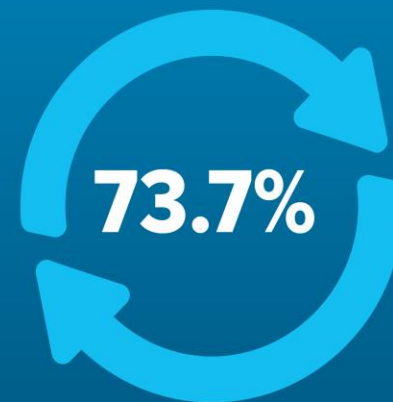


Membership Insights – Far North Coast

WHO PLAYED




3,533 players
99.3%
are female



Retention
of members in the
region had played
Netball previously

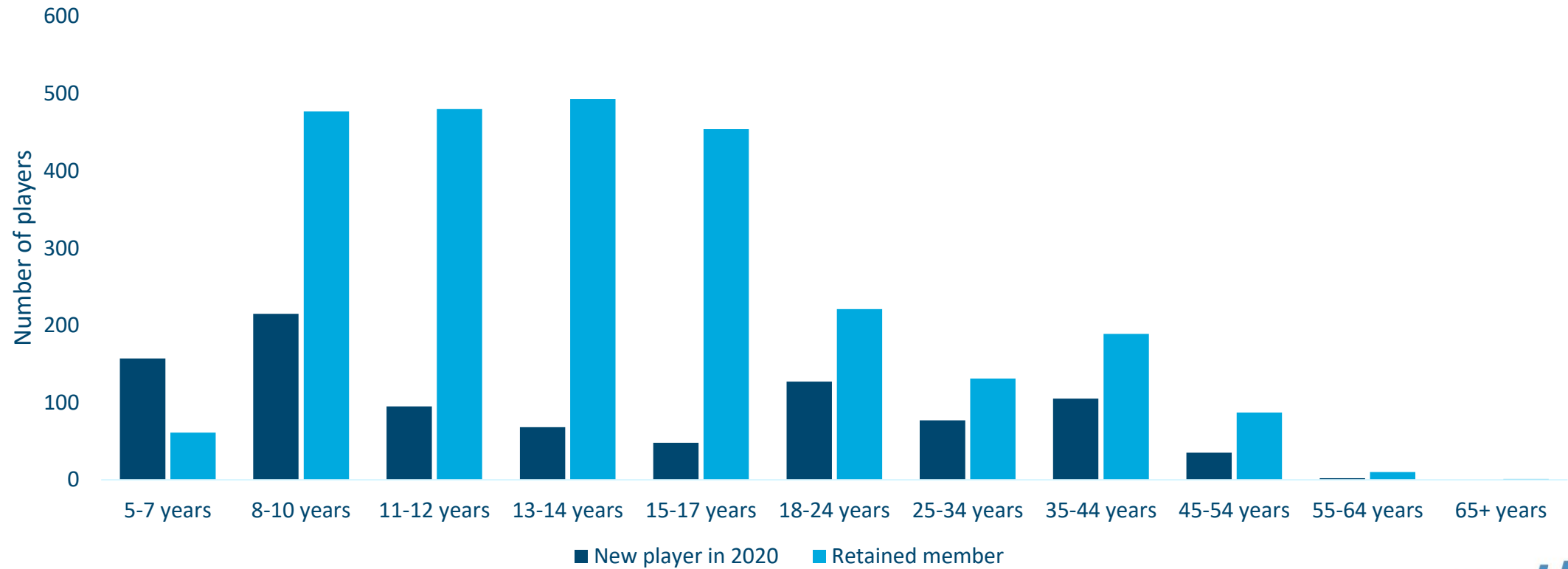
9.4%

of Netball players identify
as **Aboriginal or Torres
Strait Islander**



**95.7% live in
disadvantaged areas**

Participation across all ages, by retention status



Membership Insights – Far North Coast

WHAT DOES PARTICIPATION LOOK LIKE?



of all netball sessions per year were played through a Club/ Association in the region (avg. 36 sessions)



OF NETBALL PER WEEK,
MOSTLY OVER 2 DAYS



HALF (53%) of players Annual Sport and recreation sessions in gained by **playing netball**
But still 47% of players a 'minimally active' or 'inactive'

66% of players identify as **"Netballers"**



Swimming



Gymnastics



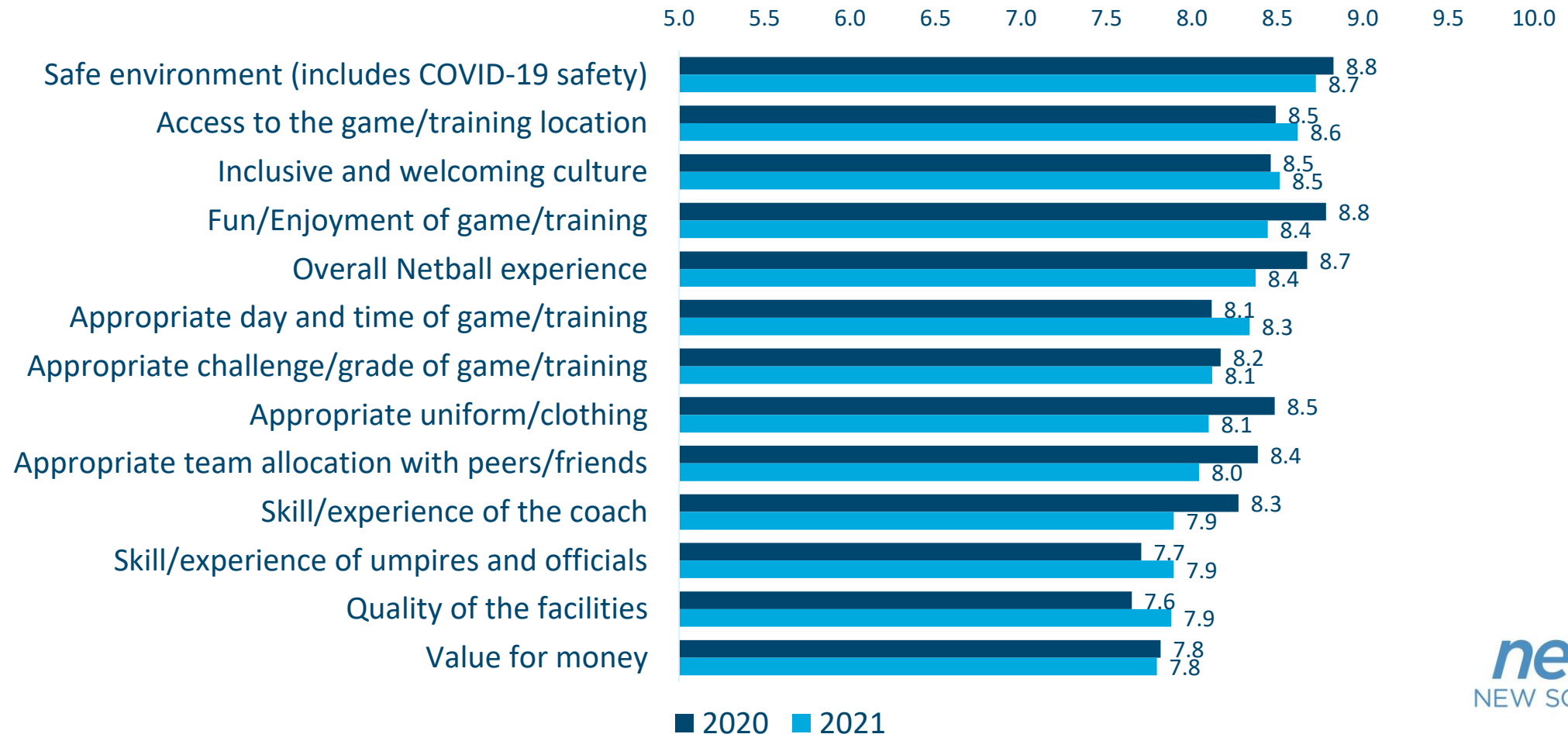
Dance



Surfing

were also popular activities among netball players.

Rating of experience playing Netball



Membership Insights – Far North Coast

MAIN REASONS TO PLAY



**TO SPEND
TIME WITH
FRIENDS**



**TO BE PART
OF A TEAM**

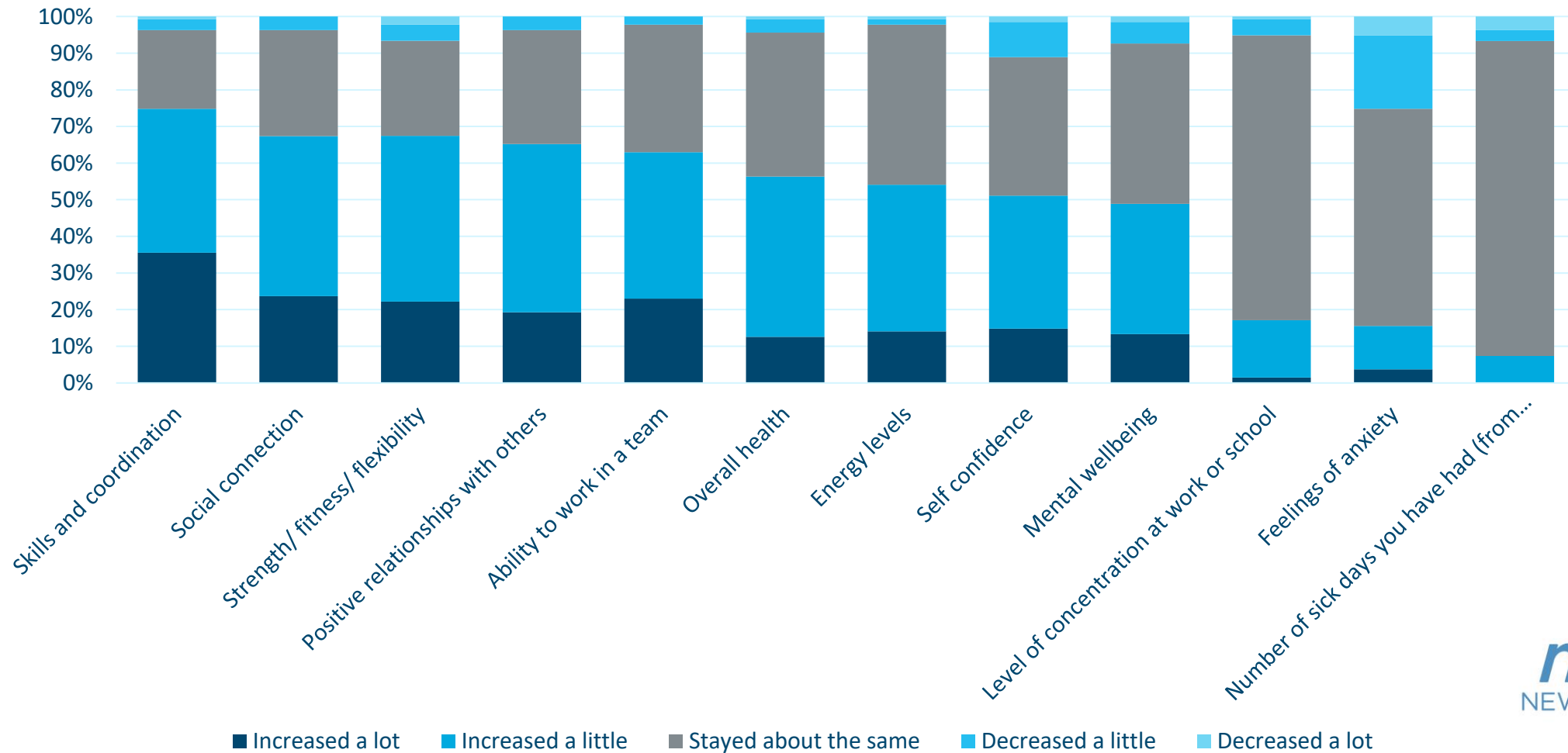


**FOR FUN/
ENJOYMENT**



**TO IMPROVE
FITNESS AND
PERFORMANCE**

Impacts of netball



Membership Insights – Far North Coast

MAIN REASONS TO BE CONSIDERING QUITTING



**LACK OF
CONNECTION
WITH OTHER TEAM
MEMBERS**



**NOT FUN OR
ENJOYABLE
ANYMORE**



66%

**OF SURVEY PARTICIPANTS WERE PLANNING
TO CONTINUE PLAYING NEXT YEAR**



**BAD
EXPERIENCE WITH
A COACH/OFFICIAL**

Membership Insights – Far North Coast

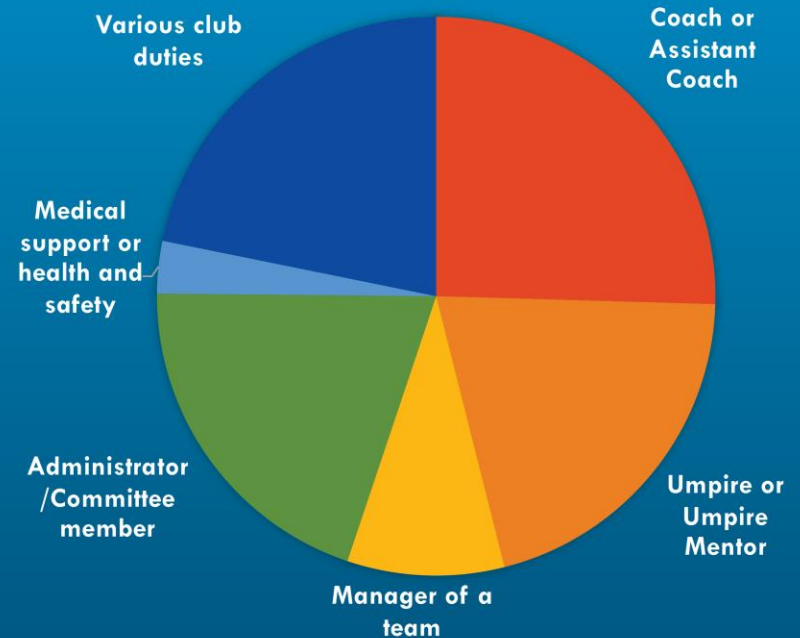


63% OF SURVEY PARTICIPANTS WERE VOLUNTEERS



They have been contributing to netball through non-player roles for **32% of their lives**

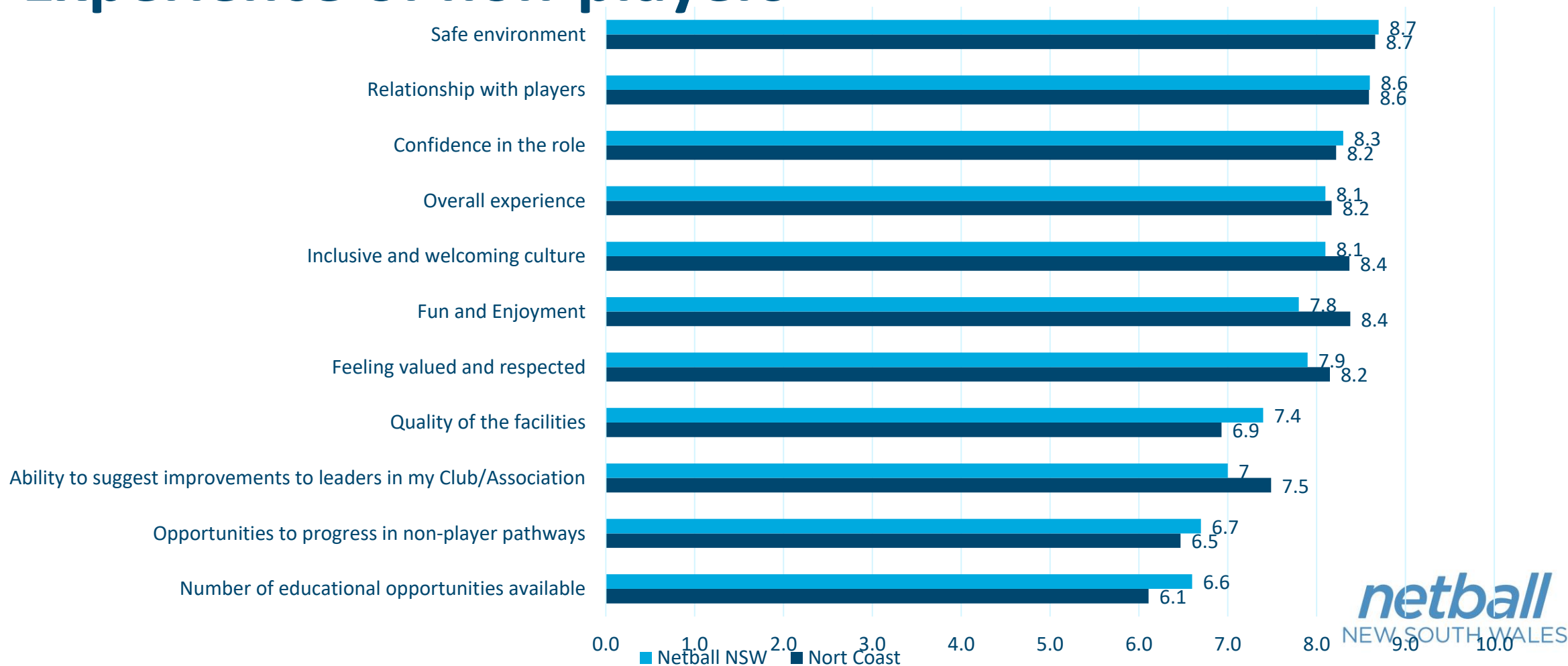
ROLES FULFILLED BY PARTICIPANTS



TOP REASON FOR TAKING PART IN NONPLAYER ROLES

- ✓ TO BE PART OF THE NETBALL COMMUNITY – TO GIVE BACK
- ✓ TO BE MORE INVOLVED WITH FAMILY MEMBERS INTERESTS
- ✓ TO VOLUNTEER MY TIME FOR COMMUNITY SERVICE
- ✓ TO DEVELOP ATHLETES AND HELP THEM ACHIEVE THEIR GOALS

Experience of non-players



Membership Insights – Far North Coast

RETENTION OF NON-PLAYERS



**OF NON-PLAYERS WERE
PLANNING TO CONTINUE
TAKING PART IN THE NEXT
12 MONTHS**

PREFERRED FORM OF RECOGNITION



PERSONAL THANK YOU



BEING ACCEPTED AS A VALUED TEAM MEMBER



FEEDBACK ABOUT MY CONTRIBUTION

Membership Insights – Far North Coast

UMPIRES IN THE FAR NORTH COAST



**ON AVERAGE UMPIRES HAD COMPLETED
NETBALL NSW ONLINE EDUCATION IN THE
PAST 12 MONTHS (20%)**

EDUCATION QUALITY WAS RATED HIGHLY



**CURRENT
UNIFORM**

- **WHITE TOP**
- **WHITE SKIRT**
- **LEGGINGS/
TIGHTS /
TRACKPANTS**



**PREFERRED
UNIFORM**

- **WHITE TOP**
- **LEGGINGS/
TIGHTS /
TRACKPANTS**