

Membership Insights – South Coast

WHO PLAYED



6199 players

98%

are female



Retention

of members in the region had played Netball previously

5.7%

of Netball players identify as **Aboriginal or Torres Strait Islander**



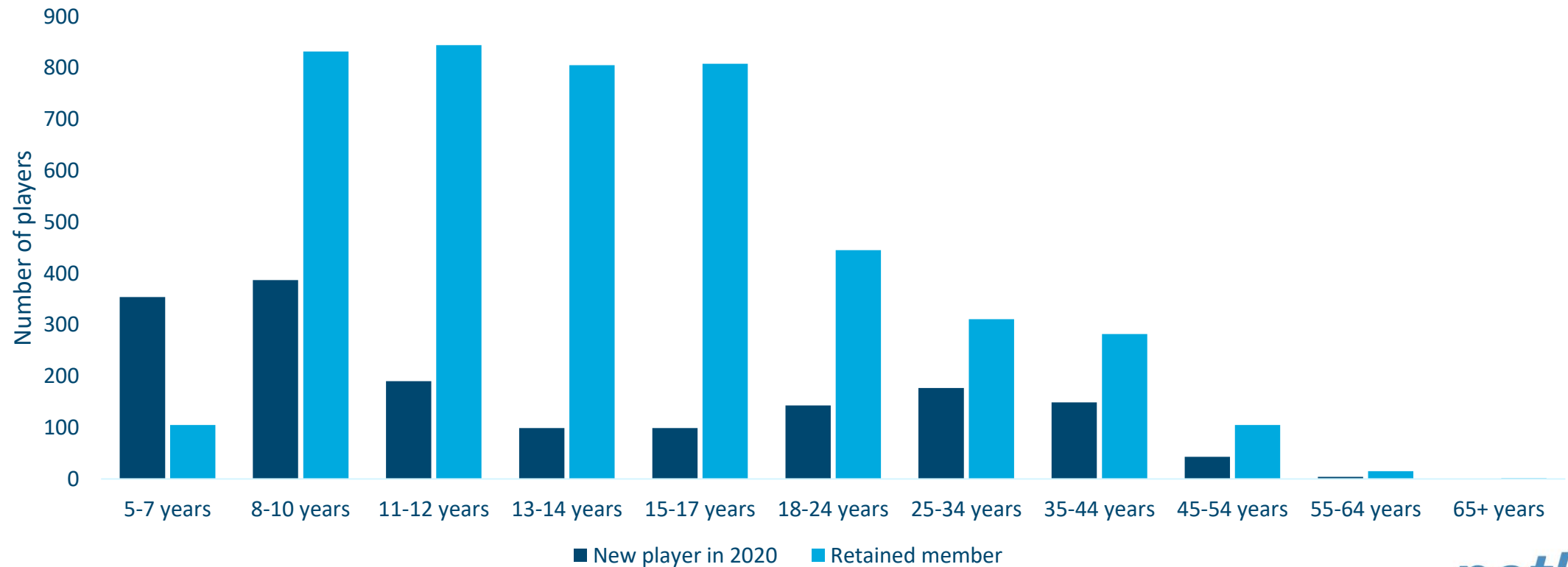
56% live in disadvantaged areas

4%

speaking a **language other than English** at home



Participation across all ages, by retention status



Membership Insights – South Coast

WHAT DOES PARTICIPATION LOOK LIKE?



of all netball sessions per year were played through a Club/ Association in the region (avg. 36 sessions)



OF NETBALL PER WEEK,
MOSTLY OVER 2 DAYS



HALF (53%) of players Annual Sport and recreation sessions in gained by **playing netball**
But still 47% of players a 'minimally active' or 'inactive'

65% of players identify as **"Netballers"**

 **Swimming**

 **Surf Life Saving**

 **Dance**

 **Gymnastics**

were also popular activities among netball players.

Rating of experience playing Netball



Membership Insights – South Coast

MAIN REASONS TO PLAY



**TO SPEND
TIME WITH
FRIENDS**



**TO BE PART
OF A TEAM**

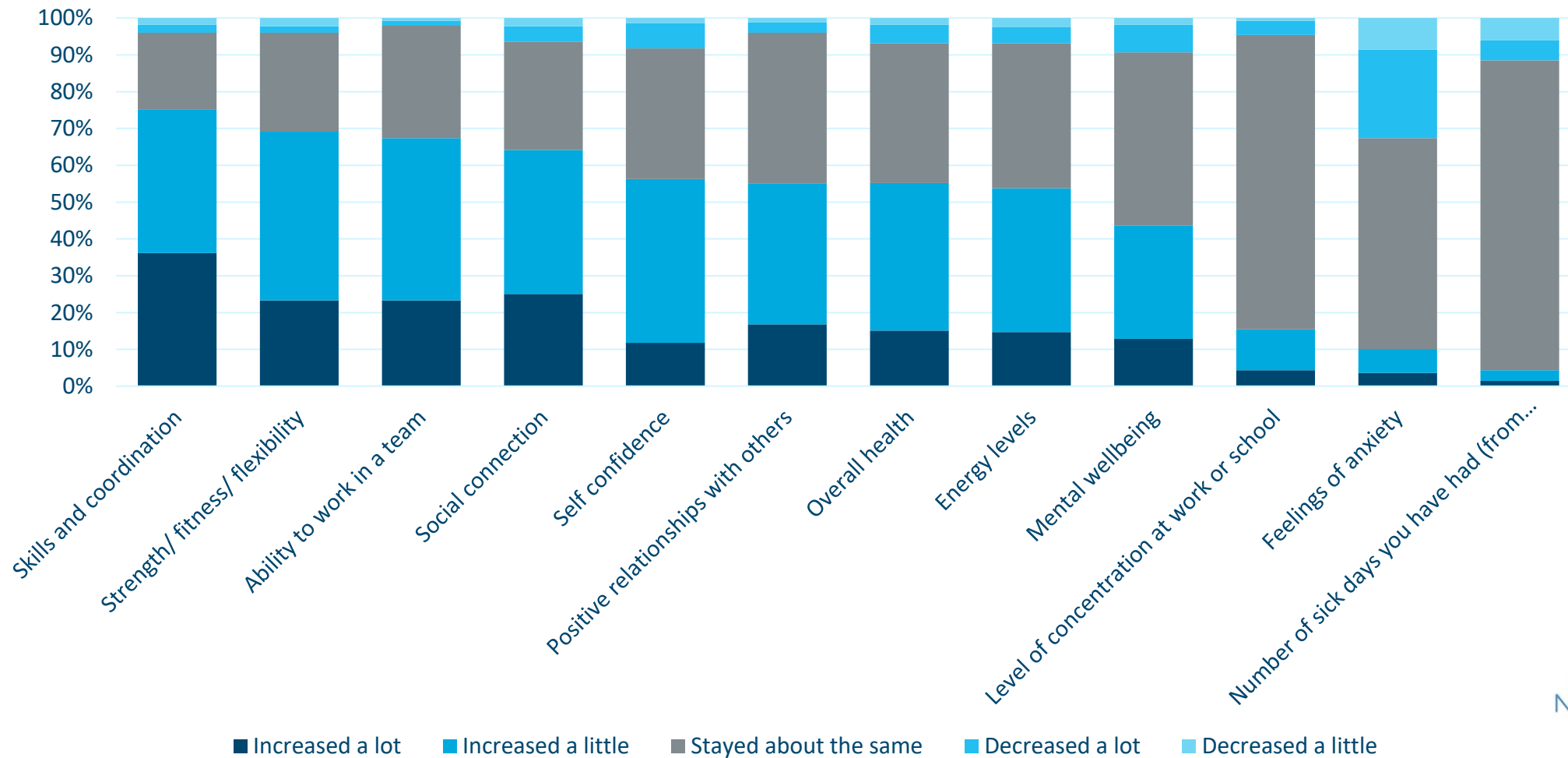


**FOR FUN/
ENJOYMENT**



**TO IMPROVE
FITNESS AND
PERFORMANCE**

Impacts of netball



Membership Insights – South Coast

MAIN REASONS TO BE CONSIDERING QUITTING



**NOT FUN OR
ENJOYABLE
ANYMORE**



**TOO
EXPENSIVE/
CAN'T
AFFORD IT**



71%

**OF SURVEY PARTICIPANTS
WERE PLANNING TO CONTINUE
PLAYING NEXT YEAR**



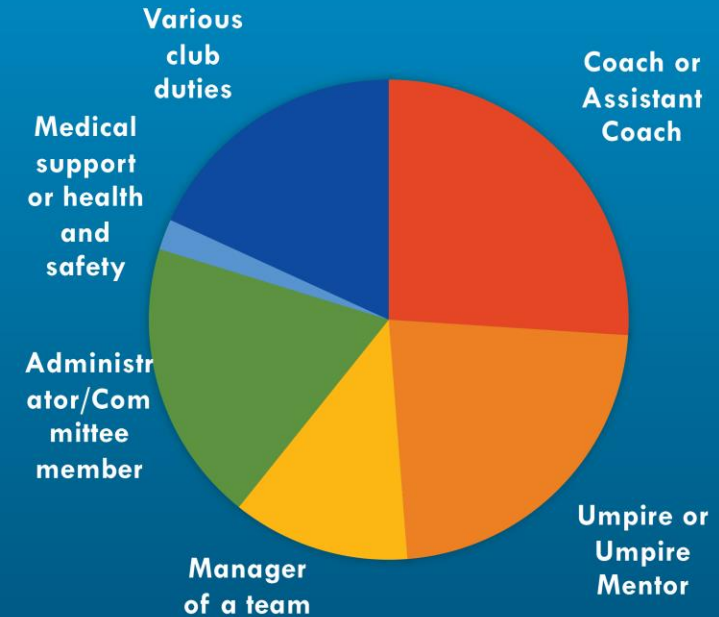
**INJURY OR
FEAR OF
INJURY**

Membership Insights – South Coast



They have been contributing to netball through non-player roles for **30% of their lives**

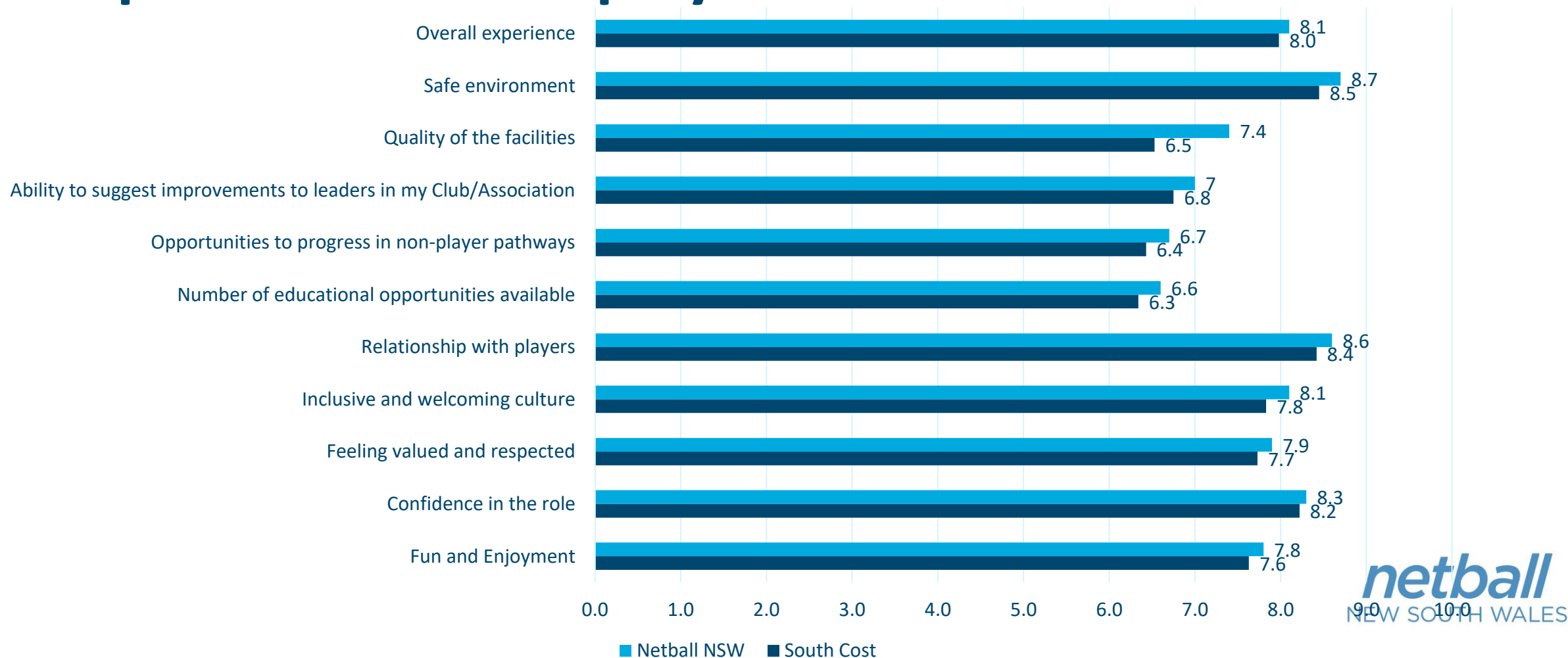
ROLES FULFILLED BY PARTICIPANTS



TOP REASON FOR TAKING PART IN NONPLAYER ROLES

- ✓ TO BE PART OF THE NETBALL COMMUNITY – TO GIVE BACK
- ✓ TO DEVELOP ATHLETES AND HELP THEM ACHIEVE THEIR GOALS
- ✓ TO BE MORE INVOLVED WITH FAMILY MEMBERS INTERESTS

Experience of non-players



Membership Insights – South Coast

RETENTION OF NON-PLAYERS



**OF NON-PLAYERS WERE
PLANNING TO CONTINUE
TAKING PART IN THE NEXT
12 MONTHS**

PREFERRED FORM OF RECOGNITION



BEING ACCEPTED AS A VALUED TEAM MEMBER



PERSONAL THANK YOU



FEEDBACK ABOUT MY CONTRIBUTION

Membership Insights – South Coast

UMPIRES ON THE SOUTH COAST



**ON AVERAGE UMPIRES HAD COMPLETED
NETBALL NSW ONLINE EDUCATION IN THE
PAST 12 MONTHS (58%)**

EDUCATION QUALITY WAS RATED HIGHLY



**CURRENT
UNIFORM**

- WHITE TOP
- WHITE SKIRT
- LEGGINGS/
TIGHTS /
TRACKPANTS



**PREFERRED
UNIFORM**

- WHITE TOP
- LEGGINGS/
TIGHTS /
TRACKPANTS